

# PRICE LIST

EU-UK

**AKABA**

**2026**



---

<b>GENERAL CONDITIONS</b>	p.04
<b>UPHOLSTERY AND TABLETOPS</b>	p.06
<b>MAINTENANCE AND CARE GUIDE</b>	p.07
<b>SYMBOLS AND ABBREVIATIONS</b>	p.08
<b>PRODUCT INDEX</b>	p.10
<b>ALPHABETICAL INDEX</b>	p.16
<b>PRICE LIST</b>	p.18

---

# GENERAL CONDITIONS

All commercial relationship between AKABA S.A. and their clients will be held under the following general sales terms and conditions accepted by the buyer simply by sending the order:

Public prices excluding VAT ex-factory. This price list comes to effective on 30 April 2026, cancelling the previous one and until notification of a new price list.

## GENERAL CONDITIONS:

- Production lead time: 4-6 weeks for chairs and 6-8 weeks for desk systems and tables (excluding holidays and factory closing days).
- The type of transport included in this price list is consolidated. It includes transport to a warehouse at a ground level unloading point with easy access for trailers. Orders will be delivered within business hours without a fixed delivery day. The estimated transit for this type of shipments is 8-10 business days. AKABA cannot ensure deliveries in a shorter time than the one stipulated in this price list.
- Unloading and handling of the goods shall be at the expense of the receiver.
- The disposal and recycling of packaging shall be at the buyer's expense and is the buyer's responsibility.

## COUNTRY SPECIFIC CONDITIONS:

- ITALY/AUSTRIA/GERMANY/DENMARK: transport in DAP conditions and packaging in any of these countries is included for orders over 3.000 € net. For orders less than 3.000 € net, a fee of 150 € will be charged for transportation.
- SWITZERLAND: transport in DAP conditions and packaging in any of these countries is included for orders over 2.000 € net. For orders less than 3.000 € net, a fee of 180 € will be charged for transportation.
- UK/IRELAND: transport in DAP conditions. Transport and packaging are included for the UK mainland for England, Wales & Southern Scotland for orders over 3.000 €. For orders less than 3.000 €, a fee of 150 € will be charged for transportation. Extra fees may apply for Northern Scotland, Northern Ireland and non-UK mainland deliveries.

---

## ACCEPTANCE AND ORDER CONFIRMATION

The commitment of sales and delivery will not be firm until acceptance by means of an order confirmation sent on official AKABA document. If AKABA S.A. does not receive the conformity within a period of 3 working days, the confirmation will be the valid document. Any change after this period could imply a supplement that will be charged to the customer.

AKABA, S.A. retains the right to introduce modifications or improvements for technical for technical or aesthetic reasons.

---

## ORDER MODIFICATION OR CANCELLATIONS

Order cancellations require previous approval where non-recuperable expenses by AKABA, S.A. will be evaluated and charged.

---

## PAYMENT TERMS

Payment will be fulfilled as per the terms included on the order confirmation. Orders are invoiced on the dispatch date that appears on the order confirmation. Factory pick-up orders are also billed on the date indicated in the confirmation.

---

## GUARANTEE

AKABA S.A. guarantees its products during 5 years against any manufacturing defect excluding under this concept any damage occurring due to incorrect use, negligence, natural wear of the product and of the material sent by the client.

## TRANSPORT CLAIMS

---

Any claim about flaws or damages caused during transport must be communicated within 48 hours of delivery and leaving a "NON CONFORMITY" message on the carrier's delivery note. Material control is recommended upon receipt of the merchandise.

Outside of this period, AKABA S.A. will not be responsible for any transportation claim. AKABA S.A. will not accept damage claims caused by transport for goods that are no longer in the delivery warehouse designated in the order confirmation.

## JURISDICTION

---

For any litigious or legal cases that may arise, the parties will be subject to the jurisdiction of the Courts of San Sebastián-Donostia, Spain.

## CERTIFICATES AND AWARD

---

- ISO 9001
- ISO 14001
- ISO 14006
- National Design Award 2000
- Premio Príncipe Felipe a la Excelencia Empresarial 2002

# UPHOLSTERY AND TABLETOPS

## AVAILABLE UPHOLSTERY

---

GROUP D	GROUP C	GROUP B	GROUP A	SOFT LEATHER
Basic FR by EXIT	Era by CAMIRA Medley by GABRIEL Tonal by GABRIEL	Ascot by ELASTRON Cyber by GABRIEL Go Uni by GABRIEL Main Line Flax by CAMIRA Step Melange by GABRIEL Valencia by SPRADLING	Blazer by CAMIRA Breeze Fusion by GABRIEL Crisp by GABRIEL Focus by GABRIEL Grain by GABRIEL Remix3 by KVADRAT UMI by GABRIEL	Alfa by DANI LEATHER

Colours outside the AKABA standard fabric/leather sample card will have a 45 € net price increase per order. Multiple colours from the same manufacturer may be selected with a single €45 charge per order/manufacturer.

Attention: some fabrics in the catalogue may not be compatible with all models due to upholstery characteristics. Please refer to the options available for each model on the corresponding page of our price list.

## COF/COL

---

AKABA S.A. may require a previous sample in order to approve non standard fabric or Soft leather. AKABA S.A. cannot guarantee optimal upholstery with these fabrics or soft leathers. AKABA S.A. does not guarantee optimal upholstery with fabrics/leathers outside the collection and reserves the right to reject fabrics / leathers if they are not appropriate.

All materials supplied by the client will be sent postage paid. Any additional cost caused by the customer's material will be charged to the invoice.

AKABA S.A. is not responsible to any client or third party for claims or damages in relation to products upholstered with COF/COL materials.

The footage calculated in the rate is for 140cm wide fabrics. For projects, consult the factory for possible uses and improvements of footage.

## OFF-COLOUR

---

Certain clothing and accessory dyes (such as those used on denim jeans) may migrate to lighter colours. This phenomenon is increased by humidity and temperature and is irreversible. AKABA S.A. will not assume responsibility for dye transfer caused by external contaminants and possible permanent staining caused by this phenomenon.

## WOOD TABLETOPS

---

AKABA S.A. will not be responsible for the total uniformity and similarity in the tables that have more than one tabletop. The nature of this finish, its diversity of veins, tones and shades from one sheet to another, mean that exact uniformity cannot be guaranteed.

# MAINTENANCE & CARE GUIDE

## WOOD, POLYPROPYLENE, POLYETHYLENE OR POLYAMIDE SURFACES

---

Clean with a damp, soft cloth or sponge using lukewarm water. Neutral diluted detergent may also be used with lukewarm water. Strong detergents which contain bleach, acid or have an abrasive effect (such as scouring creams) should be avoided.

## LAMINATE SURFACES

---

Clean with a damp, soft cloth or sponge using lukewarm water. Neutral diluted detergent may also be used with lukewarm water. Strong detergents which contain bleach, acid or have an abrasive effect (such as scouring creams) should be avoided. Sponges and scourers made from synthetic fibers or metal which may leave permanent scratches on the surfaces should also be avoided. For best care and maintenance results please follow manufacturer's instructions.

## SOLID SURFACES

---

Solid surfaces can be cleaned by wiping the surface with a damp cloth, then dry with soft clean cloth or paper towel to prevent spotting.

## CHROME, ANODIZED, POLISHED OR POWDER COATED METAL SURFACES

---

Clean with a damp, soft cloth or sponge using lukewarm water. Neutral diluted detergent may also be used with lukewarm water. Strong detergents which contain bleach, acid or have an abrasive effect (such as scouring creams) should be avoided. Sponges and scourers made from synthetic fibers or metal which may leave permanent scratches on the surfaces should also be avoided. Ensure product is dried with clean fiber-free cloth after washing.

## FABRIC

---

For best care and maintenance results please follow manufacturer's instructions.

## LEATHER

---

Must not be cleaned with water as this may leave marks. It is recommended you use quality leather cleaning products, carefully following the instructions of the manufacturer. In case of doubt test the product on a small area which is normally hidden from view in order to check the result, waiting at least 24 hours to allow any possible problems to develop.

## VINYL

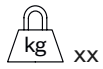
---

May be cleaned with a damp, soft cloth using lukewarm water. For best care and maintenance results please follow manufacturer's instructions.

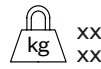
# GLOSSARY OF SYMBOLS AND ABBREVIATIONS

## SYMBOLS

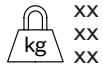
---



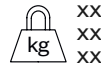
xx Product weight in kg



xx First product weight without upholstery  
xx Second product weight with upholstered seat



xx First product weight without upholstery  
xx Second product weight with upholstered seat  
xx Third product weight with upholstered seat/back



xx First product weight without upholstery  
xx Second product weight with upholstered seat  
xx Third product weight with upholstered front  
xx Fourth product weight fully upholstered



Box dimension Units per box



Units per box



Number of stacking chair on the floor



Wood grain orientation



Expedition in 5 working days



Mandatory wall anchoring

## ABBREVIATIONS

---

B Base size

C Column diameter

E Tabletops size

DI Internal column access dimensions

DT Total distance

DP Distance between legs

DPT Workplace distance

VP Distance between tabletop and legs

COF Customer own fabric

COL Customer own leather



# PRODUCT INDEX

**AIA**  
Isaac Piñeiro  
P.18

4 LEGS



4 LEGS



LOUNGE



**BRANKA**  
Pensi  
Design Studio  
P.24

POLYPROPYLENE



**GORKA**  
Pensi  
Design Studio  
P.28

POLYAMIDE



UPHOLSTERED



XL UPHOLSTERED



XL SWIVEL



**GORKA 30<sup>th</sup>**  
Pensi  
Design Studio  
P.36

GORKA 30<sup>th</sup>



GORKA 30<sup>th</sup>



GORKA 30<sup>th</sup>



GORKA 30<sup>th</sup>



**KLASIK**  
Gabriel Teixidó  
P.112

4 LEGS



SLED



WOOD LEGS



SWIVEL



SWIVEL CASTERS



**GURI**  
Ander Lizaso  
P.40

4 LEGS



4 LEGS



NON-STACKABLE



SLED



**NEW**  
HIGH CHAIR



4 LEGS WOOD



PYRAMID TUBE



**NEW**  
SWIVEL



**NEW**  
SWIVEL CASTERS



PYRAMID  
ALUMINIUM BASE



PYRAMID  
WOOD BASE



OFFICE  
PLASTIC BASE



OFFICE  
ALUMINIUM BASE



**NEW**  
BEAM



**NEW**  
BEAM



**LUR**  
Pensi  
Design Studio  
P.134

4 LEGS



SLED



PYRAMID TUBE



SWIVEL



PYRAMID  
ALUMINIUM BASE



PYRAMID  
WOOD BASE



4 LEGS WOOD



4 LEGS WITH  
FRAME



OFFICE



**NEW**  
BEAM



**NEW**  
BEAM



**NEW**  
**LAINO**  
Ander Lizaso  
P.124

4 LEGS



CANTILEVER



PYRAMID TUBE



SWIVEL



OFFICE



STOOL 4 LEGS



**KABI**  
Pensi  
Design Studio  
P.74

4 LEGS



4 LEGS



4 LEGS



SLED



HIGH CHAIR



PYRAMID TUBE



SWIVEL



SWIVEL



OFFICE



OFFICE



OFFICE HIGH  
CHAIR



BEAM



BEAM



**KABI  
ARMCHAIR**  
Pensi  
Design Studio  
P.90

4 LEGS



SLED



SWIVEL



SWIVEL CASTERS



OFFICE



**KABI KIDS**  
Pensi  
Design Studio  
P.96

H300



H350



H390



H430



**KABI  
STOOL**  
Pensi  
Design Studio  
P.100

4 LEGS



SLED



PYRAMID



WOOD LEGS



**OSKOL**  
Ander Lizaso  
P150

**NEW**  
OFFICE  
LOW BACK



**NEW**  
OFFICE  
LOW BACK



OFFICE  
LOW BACK



OFFICE  
MEDIUM BACK



OFFICE  
HIGH BACK



**NEW**  
FLAT BASE  
LOW BACK



**NEW**  
FLAT BASE  
LOW BACK



FLAT BASE  
LOW BACK



FLAT BASE  
MEDIUM BACK



FLAT BASE  
HIGH BACK



**HANNA**  
Francesc Rifé  
P60

4 LEGS



SLED



SLED  
LOUNGE



SWIVEL



SWIVEL CASTERS



OFFICE



WOOD LEGS



**HANNA  
HIGH BACKREST**  
Francesc Rifé

4 LEGS



SLED



SLED  
LOUNGE



SWIVEL



SWIVEL CASTERS



OFFICE



WOOD LEGS



**OSTOA**  
Ander Lizaso  
P160

POUF



POUF



TABLE CENTRAL  
COLUMN



TABLE DOUBLE  
COLUMN



ARMCHAIR



**NEW**  
LOUNGE



**HODEI**  
Muka Design Lab  
P.70

H450



H640



H760



**XOKO**  
Iratzoki Lizaso  
P.174

4 LEGS  
H670



4 LEGS  
H780



CENTRAL COLUMN  
H670



CENTRAL COLUMN  
H780



**WIRE LOUNGE**  
Pensi  
Design Studio  
P.168

WIRE LOUNGE



**NEW**  
ROUND  
H350/400



**NEW**  
ORGANIC ROUND  
H350/400



**NEW**  
ORGANIC SQUARE  
H350/400



**ASKI**  
Akaba Design  
P.178

ROUND  
H750/950/1050



SQUARE  
H750/950/1050



**NEW**  
RECTANGULAR  
H750/950/1050



**NEW**  
RECTANGULAR  
H750/950/1050



**BAT OFFICE**  
Frances Rifé  
P.190

WORKSTATION



EXECUTIVE



BENCH



MEETING



**USOA**  
Tabuena  
& Leache  
P.236

WORKSTATION



BENCH



MEETING  
COMPASS LEG



MEETING  
BALANCE LEG



**TKNIKA**  
Francesc Rifé  
P.218

CONTRACT



COLLABORATIVE



OFFICE BENCH



DIVERSE



**CARMA**  
Pensi  
Design Studio  
P.198

ROUND



RECTANGULAR



TRAPEZOIDAL



BARREL



**CARMA FOLDING**  
Pensi  
Design Studio  
P.212

CARMA FOLDING



CARMA FOLDING



**XUT**  
Ander Lizaso  
P.246

**NEW**  
ROUND  
COLUMN



CENTRAL  
COLUMN



RECTANGULAR



RECTANGULAR



**NEW**  
**HIKA**  
Pensi  
Design Studio  
P.256

H805



H1555



H1955



H2305



# ALPHABETICAL INDEX

## CHAIRS - LOUNGE

AIA	p.18
BRANKA	p.24
GORKA	p.28
GORKA 30 <sup>th</sup>	p.36
GURI	p.40
HANNA	p.60
KABI	p.74
KABI ARMCHAIR	p.90
KABI KIDS	p.96
KLASIK	p.112
LAINO	p.124
LUR	p.134
OSKOL	p.150
OSTOA	p.160
WIRE LOUNGE	p.168

## STOOLS

HODEI	p.70
KABI STOOL	p.100
LAINO STOOL	p.124
XOKO	p.174

## TABLES

---

ASKI	p.178
BAT OFFICE	p.190
CARMA	p.198
CARMA FOLDING	p.212
TKNIKA	p.218
USOA	p.236
XUT	p.246

---

## SHELVES

---

HIKA	p.256
------	-------

---

# AIA

by Isaac Piñeiro



With smooth and clean curves, Aia is inspired by the Japanese sense of simplicity and harmony. Large surfaces of the finest wood and a line created by the tubular steel structure makes it visually very light.

Aia is a chair that fits anywhere in any space. Its pure lines and natural materials create a warm feeling. It is versatile and works in offices, hotels, restaurants and residential environments.

# AIA

by Isaac Piñeiro

## Variants



4 Legs



4 Legs



Lounge

## Finishes

### Upholstery

All available fabrics and leathers can be found in our finishes book.  
Finishes book +info

### Shells



M-670 Natural Oak




M-676 Stained Oak  
(River Cherry)



M-675 Stained Oak  
(Florence Walnut)

### Metallic finishes



P-257 White Textured  
(\*RAL 9016)



P-1002 Ivory



P-249 Grey Beige  
(\*RAL 1019)



P-3010 Latte



P-893 Mocha  
(\*RAL 7006)



P-8015 Bordeaux  
(\*RAL 8016)



P-251 Rose  
(\*RAL 3017)



P-3012 Beige Red  
(\*RAL 3012)



P-250 Mustard  
(\*RAL 1015)



P-1017 Apricot-Ochre  
(\*RAL 1017)



P-254 Traffic Grey  
(\*RAL 7042)



P-3040 Mint




P-7003 Moss Grey  
(\*RAL 7003)



P-7024 Graphite Grey  
(\*RAL 7024)



P-5001 Navy Blue  
(\*RAL 5001)



P-208 Black Textured  
(\*RAL 9017)



P-246 Black  
(\*RAL 9017)

### Oxide finishes



P-261 Copper



P-262 Oxide Brown  
Textured



P-260 Anodic Bronze

## Upholstery options

### Non upholstered



### Seat upholstered



### Seat & back upholstered



# AIA 4 LEGS

by Isaac Piñeiro





Chair with or without armrests.

Seat and backrest in natural or stained oak plywood. Upholstery options: non-upholstered, upholstered seat, and fully upholstered.

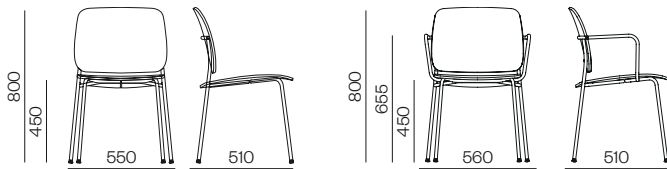
4-leg base made of Ø16 mm powder-coated steel tube.

Polypropylene glides, felt optional.

 610x730x1.080 mm

 4 units non-upholstered / 3 units upholstered

## Dimensions



## Drawing



## Specification

### Without Arms

<b>NON UPHOLSTERED</b> Oak M-670
<b>NON UPHOLSTERED</b> Oak M-675 / M-676
<b>SEAT UPHOLSTERED</b> Group D
<b>SEAT UPHOLSTERED</b> Group C & COF
<b>SEAT UPHOLSTERED</b> Group B & Valencia
<b>SEAT UPHOLSTERED</b> Group A & COL
<b>SEAT UPHOLSTERED</b> Soft leather
<b>SEAT &amp; BACK UPHOLSTERED</b> Group D
<b>SEAT &amp; BACK UPHOLSTERED</b> Group C & COF
<b>SEAT &amp; BACK UPHOLSTERED</b> Group B & Valencia
<b>SEAT &amp; BACK UPHOLSTERED</b> Group A & COL
<b>SEAT &amp; BACK UPHOLSTERED</b> Soft leather
<b>WOOD BACK SUPPLEMENT M-675 / M-676</b>

## REF.

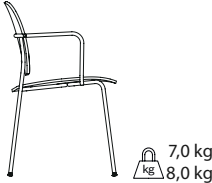
## €uros

<b>AI01/R</b>	340
<b>AI01/W</b>	384
<b>AI01/D</b>	357
<b>AI01/C</b>	374
<b>AI01/B</b>	413
<b>AI01/A</b>	442
<b>AI01/L</b>	466
<b>AI02/D</b>	394
<b>AI02/C</b>	430
<b>AI02/B</b>	487
<b>AI02/A</b>	536
<b>AI02/L</b>	629
	27

ATTENTION THE FIRST PRICES ARE FOR THE BACK IN M-670.  
Measure: Only seat 0,62 ml / 8 feet. Seat and back 0,82 ml / 14 feet. For projects, please contact the factory.

# AIA 4 LEGS

by Isaac Piñeiro

Drawing	Specification	REF.	€uros
	<b>With Arms</b>		
	<b>NON UPHOLSTERED</b> Oak M-670	<b>AI03/R</b>	374
	<b>NON UPHOLSTERED</b> Oak M-675 / M-676	<b>AI03/W</b>	418
	<b>SEAT UPHOLSTERED</b> Group D	<b>AI03/D</b>	391
	<b>SEAT UPHOLSTERED</b> Group C & COF	<b>AI03/C</b>	405
	<b>SEAT UPHOLSTERED</b> Group B & Valencia	<b>AI03/B</b>	446
	<b>SEAT UPHOLSTERED</b> Group A & COL	<b>AI03/A</b>	473
	<b>SEAT UPHOLSTERED</b> Soft leather	<b>AI03/L</b>	497
	<b>SEAT &amp; BACK UPHOLSTERED</b> Group D	<b>AI04/D</b>	423
	<b>SEAT &amp; BACK UPHOLSTERED</b> Group C & COF	<b>AI04/C</b>	459
	<b>SEAT &amp; BACK UPHOLSTERED</b> Group B & Valencia	<b>AI04/B</b>	517
	<b>SEAT &amp; BACK UPHOLSTERED</b> Group A & COL	<b>AI04/A</b>	565
	<b>SEAT &amp; BACK UPHOLSTERED</b> Soft leather	<b>AI04/L</b>	655
	<b>WOOD BACK SUPPLEMENT M-675 / M-676</b>		27
	<small>ATTENTION THE FIRST PRICES ARE FOR THE BACK IN M-670. Measure: Only seat 0,62 ml / 8 feet. Seat and back 0,82 ml / 14 feet. For projects, please contact the factory.</small>		

Accessories	Specification	REF.	€uros
	<b>FELT</b> (Price increase per chair)	<b>ACT1</b>	11

# AIA LOUNGE

by Isaac Piñeiro




Lounge chair with or without armrests.

Upholstered seat and backrest on a plywood interior.

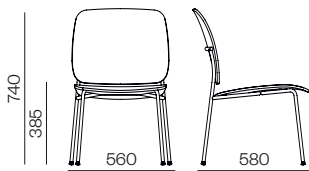
Inclined lounge-style base made of Ø16 mm powder-coated steel tube.

Polypropylene glides, felt optional.

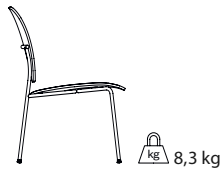
 610x730x1.080 mm

 3 units

## Dimensions



## Drawing



## Specification

### Without Arms

**SEAT & BACK UPHOLSTERED** Group D

**AI06/D**

444

**SEAT & BACK UPHOLSTERED** Group C & COF

**AI06/C**

471

**SEAT & BACK UPHOLSTERED** Group B & Valencia

**AI06/B**

529

**SEAT & BACK UPHOLSTERED** Group A & COL

**AI06/A**

577

**SEAT & BACK UPHOLSTERED** Soft leather

**AI06/L**

669

Measure: Seat and back 0,82 ml / 14 feet. For projects, please contact the factory.

REF.

€uros

## Accessories



## Specification

**FELT** (Price increase per chair)

REF.

€uros

**ACT1**

11



# BRANKA

by Pensi Design Studio



A versatile chair, easy and strong, made to withstand everyday contract wear and use. Meet Branka, meaning “bow” in Basque. Ships have always set sail from our territory with their bow pointing towards the immensity of the seas, strong and inexorable, unstoppable by any obstacles. This tribute to our marine past and present, to the bravery and hardiness of our “arrantzales” (fishermen and women), is represented in Branka.

A chair capable of meeting any challenges thrown at it: with tremendously strong joints, and with a resistance and durability that can withstand (almost) anything. And yet also easy to assemble, easy to manufacture and easy to upholster. A chair with our complete DNA which, immediately it was created, comfortably entered the Akaba catalogue, with elegance and reliability.

# BRANKA

by Pensi Design Studio

## Variants




Polypropylene

## Finishes

### Upholstery

All available fabrics and leathers can be found in our finishes book.  
Finishes book +info

### 100% recyclable plastics



C-008 White



C-051 Grey Beige




C-052 Traffic Grey



C-002 Black  
(\*RAL 9004)

### Metallic finishes



P-257 White Textured  
(\*RAL 9016)



P-1002 Ivory



P-249 Grey Beige  
(\*RAL 1019)



P-3010 Latte



P-893 Mocha  
(\*RAL 7006)



P-8015 Bordeaux  
(\*RAL 8015)



P-251 Rose  
(\*RAL 3017)



P-3012 Beige Red  
(\*RAL 3012)



P-250 Mustard  
(\*RAL 1015)



P-1017 Apricot-Ochre  
(\*RAL 1017)



P-254 Traffic Grey  
(\*RAL 7042)



P-3040 Mint



P-7003 Moss Grey  
(\*RAL 7003)



P-7024 Graphite Grey  
(\*RAL 7024)



P-5001 Navy Blue  
(\*RAL 5001)




P-208 Black Textured  
(\*RAL 9017)




P-246 Black  
(\*RAL 9017)


### Oxide finishes



P-261 Copper



P-262 Oxide Brown  
Textured



P-260 Anodic Bronze

### Polished / Chromed



P-225 Polished -  
P-200 Chromed

## Upholstery options

### Non upholstered



### Seat & back upholstered



# BRANKA POLYPROPYLENE

by Pensi Design Studio




Stackable chair with or without arms.

Seat and backrest in polypropylene. Armrests in polyamide. Upholstery options: non-upholstered, seat and back and upholstered.

4-leg base made of 2 mm thick steel tube profile, powder-coated or chromed.

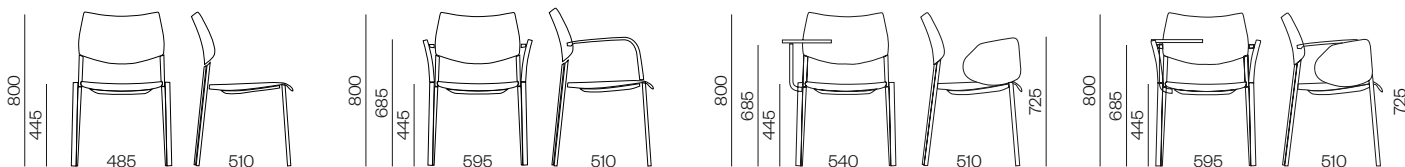
Polypropylene glides, felt optional.

 610x730x1.080 mm

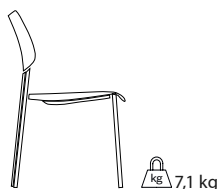
 4 units

 10 units non-upholstered / 8 units upholstered

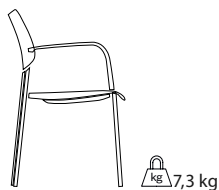
## Dimensions



## Drawing



7,1 kg



7,3 kg

## Specification

### Without Arms

**NON UPHOLSTERED** Polypropylene

**SEAT & BACK UPHOLSTERED** Group D

**SEAT & BACK UPHOLSTERED** Group C & COF

**SEAT & BACK UPHOLSTERED** Group B & Valencia

**SEAT & BACK UPHOLSTERED** Group A

**SEAT & BACK UPHOLSTERED** Hide

**CHROME / POLISH SUPPLEMENT**

### With Arms Polyamide

**NON UPHOLSTERED** Polypropylene

**SEAT & BACK UPHOLSTERED** Group D

**SEAT & BACK UPHOLSTERED** Group C & COF

**SEAT & BACK UPHOLSTERED** Group B & Valencia

**SEAT & BACK UPHOLSTERED** Group A

**SEAT & BACK UPHOLSTERED** Hide

**CHROME / POLISH SUPPLEMENT**

## REF.

## €uros





<b>780/P</b>	201
<b>780/D</b>	336
<b>780/C</b>	361
<b>780/B</b>	391
<b>780/A</b>	444
<b>780/H</b>	559
	57

<b>782/P</b>	257
<b>782/D</b>	391
<b>782/C</b>	415
<b>782/B</b>	446
<b>782/A</b>	502
<b>782/H</b>	612
	57

Measure: Seat and back 0,66 ml / 12 feet. For projects, please contact the factory.

# BRANKA POLYPROPYLENE

by Pensi Design Studio

Accessories	Specification		REF.	€uros	REF.	€uros
	<b>FELT</b> (Price increase per chair)		<b>795/A</b>	15		
	<b>CHAIR PREPARED FOR DESK TRAY</b> (Price increase per chair)				<b>Chair without arms</b>	<b>Chair with arms</b>
	<b>RIGHT DESK TRAY</b> (White or black compacmel tabletop)	+1,5 kg	<b>367/Q</b>	29	<b>367/Q</b>	29
	<b>LEFT DESK TRAY</b> (White or black compacmel tabletop)	+1,5 kg	<b>367/D</b>	132	<b>790/D</b>	132
	<b>TRANSPORT AND STORAGE TROLLEY</b> 760x930 mm 14 units non-upholstered / 12 units upholstered It will be powder-coated black unless the client indicates another colour from the AKABA paint sample card.	5 kg	<b>796/A</b>	499		
	<b>LINKING DEVICE</b>	0,5 kg	<b>AC024</b>	47		

# GORKA

by Pensi Design Studio



Gorka has been and is the essence of Akaba: our best seller. Designed by Jorge Pensi, this is a chair capable of creating an atmosphere in all kinds of interior decoration projects. A chair of high design, ergonomic and customizable. Perfect for contract, office and home use, Gorka is an ideal model for projects requiring an ergonomic chair of high design. In its structure, gentle lines subtly combine, framed by the aluminium of its sides and legs. Classic elegance, timeless design.

# GORKA

by Pensi Design Studio

## Variants



Polyamide



Upholstered



XL Upholstered




XL Swivel

## Finishes

### Upholstery

All available fabrics and leathers can be found in our finishes book.  
Finishes book +info

### 100% recyclable plastics



C-008 White



C-061 Grey Beige




C-052 Traffic Grey




C-002 Black  
(\*RAL 9004)

### Metallic finishes



P-257 White Textured  
(\*RAL 9016)



P-1002 Ivory



P-249 Grey Beige  
(\*RAL 1019)



P-3010 Latte



P-893 Mocha  
(\*RAL 7006)



P-8015 Bordeaux  
(\*RAL 8015)



P-251 Rose  
(\*RAL 3017)



P-3012 Beige Red  
(\*RAL 3012)



P-250 Mustard  
(\*RAL 1015)



P-1017 Apricot-Ochre  
(\*RAL 1017)



P-254 Traffic Grey  
(\*RAL 7042)



P-3040 Mint



P-7003 Moss Grey  
(\*RAL 7003)



P-7024 Graphite Grey  
(\*RAL 7024)



P-5001 Navy Blue  
(\*RAL 5001)




P-208 Black Textured  
(\*RAL 9017)




P-246 Black  
(\*RAL 9017)


### Oxide finishes



P-261 Copper



P-262 Oxide Brown  
Textured



P-260 Anodic Bronze

### Polished



P-225 Polished

## Upholstery options

### Non upholstered



### Seat & back upholstered



### Fully upholstered



# GORKA POLYAMIDE

by Pensi Design Studio




Stackable chair with or without armrests.

One-piece polyamide shell. Upholstery options: non-upholstered or seat and back pad upholstered. Protective stacking bumper for upholstered chairs.

4-leg base in powder-coated die-cast aluminium.

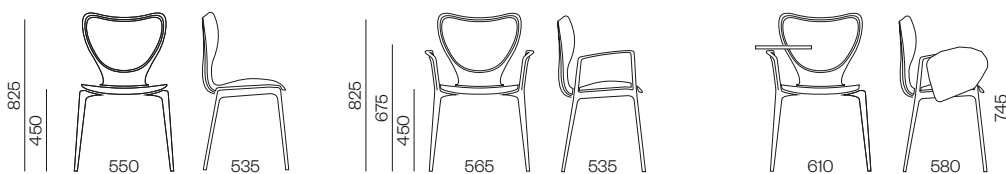
Polypropylene glides, felt optional.

 610x730x1.080 mm


 4 units

 10 units non-upholstered / 8 units upholstered


## Dimensions



## Drawing



7,6 kg



7,9 kg

## Specification

### Without Arms

- NON UPHOLSTERED** Polyamide
- SEAT & BACK UPHOLSTERED** Group D
- SEAT & BACK UPHOLSTERED** Group C & COF
- SEAT & BACK UPHOLSTERED** Group B & Valencia
- SEAT & BACK UPHOLSTERED** Group A & COL
- SEAT & BACK UPHOLSTERED** Soft leather
- POLISHED ALUMINUM SUPPLEMENT**

REF.	€uros	REF.	€uros
		Without linking device	With linking device (*)
<b>261/P</b>	320	<b>331/P</b>	396
<b>261/D</b>	426	<b>331/D</b>	502
<b>261/C</b>	437	<b>331/C</b>	514
<b>261/G</b>	455	<b>331/G</b>	531
<b>261/A</b>	509	<b>331/A</b>	584
<b>261/L</b>	620	<b>331/L</b>	696
	97		97

### With Arms

- NON UPHOLSTERED** Polyamide
- SEAT & BACK UPHOLSTERED** Group D
- SEAT & BACK UPHOLSTERED** Group C & COF
- SEAT & BACK UPHOLSTERED** Group B & Valencia
- SEAT & BACK UPHOLSTERED** Group A & COL
- SEAT & BACK UPHOLSTERED** Soft leather
- POLISHED ALUMINUM SUPPLEMENT**






REF.	€uros	REF.	€uros
		Without linking device	With linking device (*)
<b>262/P</b>	363	<b>332/P</b>	439
<b>262/D</b>	469	<b>332/D</b>	545
<b>262/C</b>	480	<b>332/C</b>	556
<b>262/G</b>	500	<b>332/G</b>	577
<b>262/A</b>	552	<b>332/A</b>	629
<b>262/L</b>	662	<b>332/L</b>	741
	138		138

Measure: Seat and back 0,54 m / 10 feet. For projects, please contact the factory.

(\*) OPTIONAL LINKING DEVICE. THE DISTANCE BETWEEN CHAIR CENTERS IS 565 mm FOR THE ARMLESS VERSION AND 620 mm FOR THE VERSION WITH ARMRESTS.

# GORKA POLYAMIDE

by Pensi Design Studio

Accessories	Specification		REF.	€uros
	<b>FELT</b> (Price increase per chair)		<b>270/A</b>	15
	<b>RIGHT DESK TRAY</b> (White or black compacmel tabletop)	+1,5 kg	<b>263/D</b>	152
	<b>LEFT DESK TRAY</b> (White or black compacmel tabletop)	+1,5 kg	<b>263/I</b>	152
	ATTENTION TO ADD THE DESK TRAY IT IS NECESSARY TO ASSEMBLE ONE ARM.			
	<b>TRANSPORT AND STORAGE TROLLEY</b> 14 units non-upholstered / 12 units upholstered It will be powder-coated black unless the client indicates another colour from the AKABA paint sample card.	5 kg	<b>264/A</b>	402

# GORKA UPHOLSTERED

by Pensi Design Studio




Stackable chair with or without armrest.


One-piece shell made of upholstered plywood beech.  
Includes stacking protector.

4-leg base in powder-coated die-cast aluminium.


Polypropylene glides, felt optional.

 610x730x1.080 mm

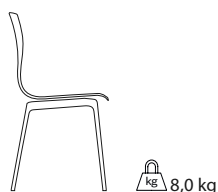
 4 units

 8 units


## Dimensions



## Drawing



8,0 kg



8,3 kg

## Specification

### Without Arms

- FULLY UPHOLSTERED Group D
- FULLY UPHOLSTERED Group C & COF
- FULLY UPHOLSTERED Group B & Valencia
- FULLY UPHOLSTERED Group A & COL
- FULLY UPHOLSTERED Hide
- FULLY UPHOLSTERED Soft leather
- POLISHED ALUMINUM SUPPLEMENT

REF.	€uros	REF.	€uros
Without linking device		With linking device (*)	
256/D	428	346/D	506
256/Z	451	346/Z	529
256/X	476	346/X	552
256/W	529	346/W	605
256/H	577	346/H	653
256/S	666	346/S	743
	97		97

### With Arms

- FULLY UPHOLSTERED Group D
- FULLY UPHOLSTERED Group C & COF
- FULLY UPHOLSTERED Group B & Valencia
- FULLY UPHOLSTERED Group A & COL
- FULLY UPHOLSTERED Hide
- FULLY UPHOLSTERED Soft leather
- POLISHED ALUMINUM SUPPLEMENT





Without linking device		With linking device (*)	
257/D	473	347/D	547
257/Z	497	347/Z	572
257/X	521	347/X	595
257/W	575	347/W	649
257/H	622	347/H	696
257/S	711	347/S	786
	138		138

Measure: Seat and back 0,87 m / 15 feet. For projects, please contact the factory.

(\*) OPTIONAL LINKING DEVICE. THE DISTANCE BETWEEN CHAIR CENTERS IS 565 mm FOR THE ARMLESS VERSION AND 620 mm FOR THE VERSION WITH ARMRESTS.

# GORKA UPHOLSTERED

by Pensi Design Studio

Accessories	Specification		REF.	€uros
	<b>FELT</b> (Price increase per chair)		<b>270/A</b>	15
	<b>RIGHT DESK TRAY</b> (White or black compacmel tabletop)	+1,5 kg	<b>263/D</b>	152
	<b>LEFT DESK TRAY</b> (White or black compacmel tabletop)	+1,5 kg	<b>263/I</b>	152
	ATTENTION TO ADD THE DESK TRAY IT IS NECESSARY TO ASSEMBLE ONE ARM.			
	<b>TRANSPORT AND STORAGE TROLLEY</b> 12 units upholstered It will be powder-coated black unless the client indicates another colour from the AKABA paint sample card.	5 kg	<b>264/A</b>	402

# GORKA XL UPHOLSTERED

by Pensi Design Studio






Stackable chair with or without armrests.

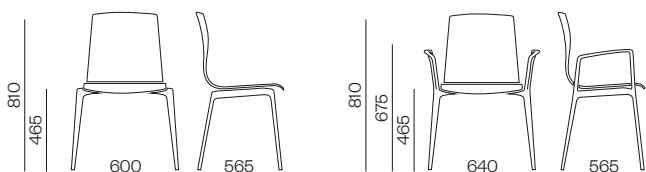
One-piece shell made of upholstered plywood beech.  
Includes stacking protector.

4-leg base in powder-coated die-cast aluminium.

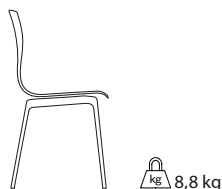
Polypropylene glides, felt optional.

-  610x730x1.080 mm
-  3 units
-  8 units upholstered


## Dimensions



## Drawing



8,8 kg



9,1 kg

## Specification

### Without Arms

- FULLY UPHOLSTERED** Group D
- FULLY UPHOLSTERED** Group C & COF
- FULLY UPHOLSTERED** Group B & Valencia
- FULLY UPHOLSTERED** Group A & COL
- FULLY UPHOLSTERED** Hide
- FULLY UPHOLSTERED** Soft leather
- POLISHED ALUMINUM SUPPLEMENT**

## REF.

## €uros

<b>215/D</b>	506
<b>215/Z</b>	529
<b>215/X</b>	568
<b>215/W</b>	631
<b>215/H</b>	702
<b>215/S</b>	808
	105

### With Arms

- FULLY UPHOLSTERED** Group D
- FULLY UPHOLSTERED** Group C & COF
- FULLY UPHOLSTERED** Group B & Valencia
- FULLY UPHOLSTERED** Group A & COL
- FULLY UPHOLSTERED** Hide
- FULLY UPHOLSTERED** Soft leather
- POLISHED ALUMINUM SUPPLEMENT**

<b>216/D</b>	550
<b>216/Z</b>	572
<b>216/X</b>	610
<b>216/W</b>	676
<b>216/H</b>	738
<b>216/S</b>	853
	140

Measure: Fully upholstered 0,92 ml / 18 feet. For projects, please contact the factory.

## Accessories



## Specification

- FELT** (Price increase per chair)

## REF.

## €uros

<b>270/A</b>	15
--------------	----

# GORKA XL SWIVEL UPHOLSTERED

by Pensi Design Studio




Pyramidal chair with fixed height and swivel, with or without armrests.

One-piece shell made of upholstered plywood beech.

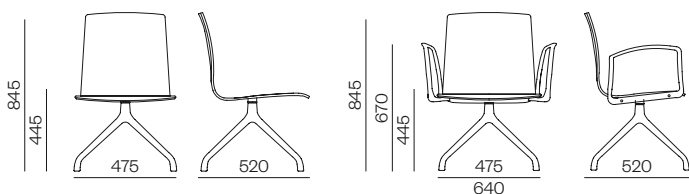
Swivel pyramidal base with 4 spokes, in die-cast aluminium, with powder-coated or polished finish.

Polypropylene glides, felt optional.

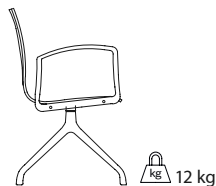
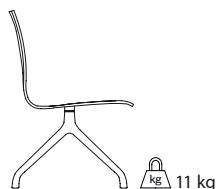
 610x730x1.080 mm

 1 unit

## Dimensions



## Drawing



## Specification

### Without Arms

- FULLY UPHOLSTERED Group D
- FULLY UPHOLSTERED Group C & COF
- FULLY UPHOLSTERED Group B & Valencia
- FULLY UPHOLSTERED Group A & COL
- FULLY UPHOLSTERED Hide
- FULLY UPHOLSTERED Soft leather
- POLISHED BASE SUPPLEMENT P-225

### With Arms

- FULLY UPHOLSTERED Group D
- FULLY UPHOLSTERED Group C & COF
- FULLY UPHOLSTERED Group B & Valencia
- FULLY UPHOLSTERED Group A & COL
- FULLY UPHOLSTERED Hide
- FULLY UPHOLSTERED Soft leather
- POLISHED ARMS-BASE SUPPLEMENT P-225

Measure: Fully upholstered 0,92 ml / 18 feet. For projects, please contact the factory.

## REF.

## €uros

026/D	517
026/Z	540
026/X	577
026/W	642
026/H	713
026/S	818
	27
027/D	719
027/Z	745
027/X	781
027/W	846
027/H	916
027/S	1.022
	99

## Accessories



## Specification

## REF.

## €uros

FELT (Price increase per chair)

AC039 20

CASTERS (Price increase per chair)

AC030 24

# GORKA 30<sup>th</sup>

by Pensi Design Studio



In 1994 we launched Gorka. It was born as a chair and became a revolution. 30 years later it is back with the same spirit and an evolution of its shape. Its characteristic polyamide shell is now made of wood, offering an object of high design and maximum ergonomics.

# GORKA 30<sup>th</sup>

by Pensi Design Studio

## Variants



Gorka 30<sup>th</sup>



Gorka 30<sup>th</sup>



Gorka 30<sup>th</sup>



Gorka 30<sup>th</sup>

## Finishes


### Upholstery

All available fabrics and leathers can be found in our finishes book.  
Finishes book +info

### Shells




M-670 Natural Oak




M-685 American Walnut

### Metallic finishes



P-257 White Textured  
(\*RAL 9016)



P-1002 Ivory



P-249 Grey Beige  
(\*RAL 1019)



P-3010 Latte



P-893 Mocha  
(\*RAL 7006)



P-8015 Bordeaux  
(\*RAL 8015)



P-251 Rose  
(\*RAL 3017)



P-3012 Beige Red  
(\*RAL 3012)



P-250 Mustard  
(\*RAL 1015)



P-1017 Apricot-Ochre  
(\*RAL 1017)



P-254 Traffic Grey  
(\*RAL 7042)



P-3040 Mint




P-7003 Moss Grey  
(\*RAL 7003)




P-7024 Graphite Grey  
(\*RAL 7024)



P-5001 Navy Blue  
(\*RAL 5001)



P-208 Black Textured  
(\*RAL 9017)



P-246 Black  
(\*RAL 9017)

### Oxide finishes



P-261 Copper



P-262 Oxide Brown  
Textured



P-260 Anodic Bronze

### Polished



P-225 Polished

## Upholstery options

### Non upholstered



### Front upholstered



# GORKA 30<sup>th</sup>

by Pensi Design Studio




Stackable chair with or without armrests.

One-piece plywood shell in oak or walnut. Upholstery options: non-upholstered or front-upholstered. Protective stacking bumper for upholstered versions.

4-leg frame in powder-coated die-cast aluminium.

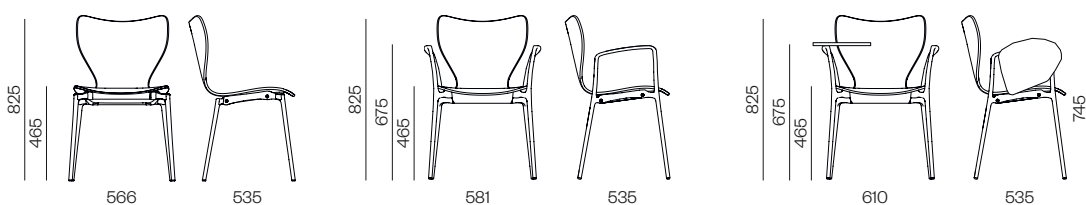
Polypropylene glides, felt optional.

 610x730x1.080 mm

 4 units

 10 units non-upholstered / 8 units upholstered

## Dimensions



## Drawing



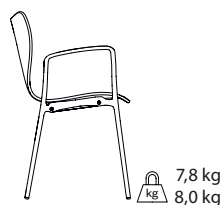
## Specification

### Without Arms

- NON UPHOLSTERED Wood
- FRONT UPHOLSTERED Group D
- FRONT UPHOLSTERED Group C & COF
- FRONT UPHOLSTERED Group B & Valencia
- FRONT UPHOLSTERED Group A & COL
- FRONT UPHOLSTERED Soft leather
- POLISHED ALUMINUM SUPPLEMENT

REF. Euros

	Oak	Walnut
GK03/W	411	GK04/W 426
GK03/D	517	GK04/D 532
GK03/C	537	GK04/C 551
GK03/B	570	GK04/B 584
GK03/A	614	GK04/A 628
GK03/L	630	GK04/L 645
	97	97



### With Arms





- NON UPHOLSTERED Wood
- FRONT UPHOLSTERED Group D
- FRONT UPHOLSTERED Group C & COF
- FRONT UPHOLSTERED Group B & Valencia
- FRONT UPHOLSTERED Group A & COL
- FRONT UPHOLSTERED Soft leather
- POLISHED ALUMINUM SUPPLEMENT

	Oak	Walnut
GK01/W	434	GK02/W 448
GK01/D	541	GK02/D 555
GK01/C	559	GK02/C 575
GK01/B	592	GK02/B 607
GK01/A	637	GK02/A 651
GK01/L	653	GK02/L 669
	138	138

Measure: Front upholstered 0,9 ml / 8 feet. For projects, please contact the factory.

# GORKA 30<sup>th</sup>

by Pensi Design Studio

Accessories	Specification		REF.	€uros
	<b>FELT</b> (Price increase per chair)		<b>270/A</b>	15
	<b>RIGHT DESK TRAY</b> (White or black compacmel tabletop)	+1,5 kg	<b>263/D</b>	152
	<b>LEFT DESK TRAY</b> (White or black compacmel tabletop)	+1,5 kg	<b>263/I</b>	152
	ATTENTION TO ADD THE DESK TRAY IT IS NECESSARY TO ASSEMBLE ONE ARM.			
	<b>TRANSPORT AND STORAGE TROLLEY</b> 10 units non-upholstered / 8 units upholstered It will be powder-coated black unless the client indicates another colour from the AKABA paint sample card.	5 kg	<b>264/A</b>	402

# GURI

by Ander Lizaso



Guri is the result of an effort to achieve softness, both visually and ergonomically. A quest that has been taken to the limit in the design, depicted in a single stroke. Featuring an enveloping shell and a silhouette that houses sinuous shapes on the inside, as well as the relatively vertical lines of its wide backrest, refer to an all-time classic: the Pollock chair.

Guri is available in a wide variety of structures: wood, aluminium, stackable, swivel, with casters... And the shell is set forth in a range of warm and tertiary colors, fleeing from the stridency to stand within the world of the understated and the suggestive. As subtle as a gesture, a glance, or a caress, the design of Guri makes for a discreet and cozy chair.

# GURI

by Ander Lizaso

## Variants



4 Legs



4 Legs



Non-Stackable



Sled

NEW



High Chair



4 Legs Wood



Pyramid Tube

NEW



Swivel

NEW



Swivel Casters



Pyramid Aluminium Base



Pyramid Wood Base



Office Plastic Base



Office Aluminium Base

NEW



Beam

NEW



Beam

## Finishes

### Upholstery

All available fabrics and leathers can be found in our finishes book.  
 Finishes book +info

#### 100% recyclable plastics



C-002 Black (\*RAL 9004) C-7020 Navy Blue C-879 Graphite Grey (\*RAL 7024) C-3040 Mint C-2050 Ochre C-5040 Bordeaux C-3030 Terracota C-3010 Latte C-1002 Ivory

#### 100% recycled and recyclable plastics



C-2010 Green Beige C-3020 Light Brown

#### Metallic finishes



P-257 White Textured (\*RAL 9016) P-1002 Ivory P-249 Grey Beige (\*RAL 1019) P-3010 Latte P-893 Mocha (\*RAL 7006) P-8016 Bordeaux (\*RAL 8015) P-251 Rose (\*RAL 3017) P-3012 Beige Red (\*RAL 3012)



P-250 Mustard (\*RAL 1015) P-1017 Apricot-Ochre (\*RAL 1017) P-254 Traffic Grey (\*RAL 7042) P-3040 Mint P-7003 Moss Grey (\*RAL 7003) P-7024 Graphite Grey (\*RAL 7024) P-5001 Navy Blue (\*RAL 5001) P-208 Black Textured (\*RAL 9017) P-246 Black (\*RAL 9017)

#### Oxide finishes



P-261 Copper P-262 Oxide Brown Textured P-260 Anodic Bronze

#### Polished



P-225 Polished

#### Wooden bases



Natural Oak Smoke Stained Oak Black Stained Oak

#### Laminates



M-817 White Polar M-825 Sahara M-821 Rose M-824 Red Clay M-822 Olive Green M-823 Grey Clay M-814 Oak Aurora



M-826 Oak Mesura M-819 Walnut Slow M-827 Siroko Walnut M-820 Oak Sinatra M-816 Oak Azabache M-818 Graphite

# GURI

by Ander Lizaso

## Edges according to tabletop material

---

### Straight edges

Laminate

 19 mm



## Upholstery options

---

### Non upholstered



### Seat upholstered



### Fully upholstered



### Seat upholstered extra soft



### Fully upholstered extra soft



# GURI 4 LEGS

by Ander Lizaso







Stackable chair with or without armrests.

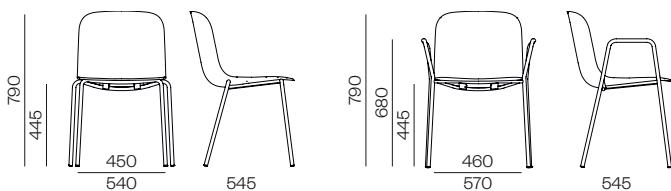
One-piece shell made of polypropylene + fiberglass. Upholstery options: non-upholstered, seat only upholstered and fully upholstered. Optional extra-soft padding. Protective stacking bumper for upholstered versions.

4-leg base in Ø18 mm steel tube with powder-coated finish.

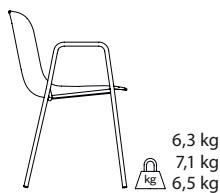

Polypropylene glides, felt optional.

-  600x680x1.170 mm
-  4 units
-  10 units non-upholstered / 8 units upholstered
-  Expedition in 5 working days upon request (Max. 50 units)

## Dimensions



## Drawing



## Specification

### Without Arms


- NON UPHOLSTERED** Polypropylene
- SEAT UPHOLSTERED** Group D
- SEAT UPHOLSTERED** Group C & COF
- SEAT UPHOLSTERED** Group B & Valencia
- SEAT UPHOLSTERED** Group A & COL
- SEAT UPHOLSTERED** Soft leather
- FULLY UPHOLSTERED** Group D
- FULLY UPHOLSTERED** Group C & COF
- FULLY UPHOLSTERED** Group B & Valencia
- FULLY UPHOLSTERED** Group A
- FULLY UPHOLSTERED** Soft leather

### With Arms

- NON UPHOLSTERED** Polypropylene
- SEAT UPHOLSTERED** Group D
- SEAT UPHOLSTERED** Group C & COF
- SEAT UPHOLSTERED** Group B & Valencia
- SEAT UPHOLSTERED** Group A & COL
- SEAT UPHOLSTERED** Soft leather
- FULLY UPHOLSTERED** Group D
- FULLY UPHOLSTERED** Group C & COF
- FULLY UPHOLSTERED** Group B & Valencia
- FULLY UPHOLSTERED** Group A
- FULLY UPHOLSTERED** Soft leather

REF.






€uros

REF.	€uros
 <b>GR01/P</b>	168
<b>GR01/D</b>	241
<b>GR01/C</b>	255
<b>GR01/B</b>	271
<b>GR01/A</b>	303
<b>GR01/L</b>	310
<b>GR02/D</b>	308
<b>GR02/C</b>	328
<b>GR02/B</b>	362
<b>GR02/A</b>	417
<b>GR02/L</b>	559
<b>GR03/P</b>	223
<b>GR03/D</b>	296
<b>GR03/C</b>	310
<b>GR03/B</b>	326
<b>GR03/A</b>	358
<b>GR03/L</b>	365
<b>GR04/D</b>	363
<b>GR04/C</b>	383
<b>GR04/B</b>	417
<b>GR04/A</b>	472
<b>GR04/L</b>	614

Measure: Seat only 0,6 ml / 3 feet. Fully upholstered 0,95 ml. For projects, please contact the factory.

# GURI 4 LEGS

by Ander Lizaso

Accessories	Specification		REF.	€uros
	<b>FELT</b> (Price increase per chair)		<b>AC091</b>	11
	<b>"EXTRA SOFT"</b> Seat only		<b>AC102</b>	14
	<b>"EXTRA SOFT"</b> Fully upholstered		<b>AC103</b>	20
	<b>TRANSPORT AND STORAGE TROLLEY</b> 14 units non-upholstered / 12 units upholstered It will be powder-coated black unless the client indicates another colour from the AKABA paint sample card.	5 kg	<b>AC016</b>	402
	<b>TRANSPORT TROLLEY</b> 8 units non-upholstered / 6 units upholstered It will be powder-coated black unless the client indicates another colour from the AKABA paint sample card.	9 kg	<b>AC017</b>	876

# GURI NON-STACKABLE

by Ander Lizaso





Non-stackable chair without armrests.

One-piece shell made of polypropylene + fiberglass. Upholstery options: non-upholstered, seat only upholstered and fully upholstered. Optional extra-soft padding.

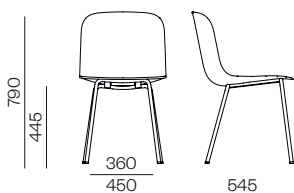
4-leg base in Ø18 mm steel tube with powder-coated finish.

Polypropylene glides, felt optional.

 570x670x1.080 mm

 2 units

## Dimensions



## Drawing



4,5 kg  
5,3 kg  
4,7 kg

## Specification

### Without Arms

- NON UPHOLSTERED** Polypropylene
- SEAT UPHOLSTERED** Group D
- SEAT UPHOLSTERED** Group C & COF
- SEAT UPHOLSTERED** Group B & Valencia
- SEAT UPHOLSTERED** Group A & OOL
- SEAT UPHOLSTERED** Soft leather
- FULLY UPHOLSTERED** Group D
- FULLY UPHOLSTERED** Group C & COF
- FULLY UPHOLSTERED** Group B & Valencia
- FULLY UPHOLSTERED** Group A
- FULLY UPHOLSTERED** Soft leather

## REF.

## €uros

<b>GR05/P</b>	174
<b>GR05/D</b>	247
<b>GR05/C</b>	261
<b>GR05/B</b>	277
<b>GR05/A</b>	309
<b>GR05/L</b>	316
<b>GR06/D</b>	314
<b>GR06/C</b>	334
<b>GR06/B</b>	368
<b>GR06/A</b>	423
<b>GR06/L</b>	565

Measure: Seat only 0,6 ml / 3 feet. Fully upholstered 0,95 ml. For projects, please contact the factory.

## Accessories

## Specification

## REF.

## €uros



**FELT** (Price increase per chair)

**AC015** 11



**"EXTRA SOFT"**  
Seat only

**AC102** 14

**"EXTRA SOFT"**  
Fully upholstered

**AC103** 20

# GURI SLED

by Ander Lizaso




Stackable chair without armrests.

One-piece shell made of polypropylene + fiberglass. Upholstery options: non-upholstered, seat only upholstered and fully upholstered. Optional extra-soft padding. Protective stacking bumper for upholstered versions.

Ø14 mm steel tube sled base with powder-coated finish.

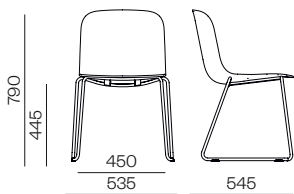
Translucent glides, felt optional.

 600x680x1.170 mm

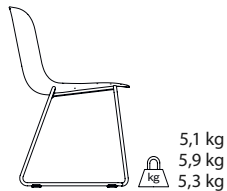
 4 units

 10 units non-upholstered / 8 units upholstered

## Dimensions



## Drawing



## Specification

### Without Arms

<b>NON UPHOLSTERED</b> Polypropylene
<b>SEAT UPHOLSTERED</b> Group D
<b>SEAT UPHOLSTERED</b> Group C & COF
<b>SEAT UPHOLSTERED</b> Group B & Valencia
<b>SEAT UPHOLSTERED</b> Group A & OOL
<b>SEAT UPHOLSTERED</b> Soft leather
<b>FULLY UPHOLSTERED</b> Group D
<b>FULLY UPHOLSTERED</b> Group C & COF
<b>FULLY UPHOLSTERED</b> Group B & Valencia
<b>FULLY UPHOLSTERED</b> Group A
<b>FULLY UPHOLSTERED</b> Soft leather

## REF.






## €uros

<b>GR09/P</b>	190
<b>GR09/D</b>	263
<b>GR09/C</b>	277
<b>GR09/B</b>	293
<b>GR09/A</b>	325
<b>GR09/L</b>	332
<b>GR10/D</b>	330
<b>GR10/C</b>	350
<b>GR10/B</b>	384
<b>GR10/A</b>	439
<b>GR10/L</b>	581

Measure: Seat only 0,6 ml / 3 feet. Fully upholstered 0,95 ml. For projects, please contact the factory.

# GURI SLED

by Ander Lizaso

Accessories	Specification		REF.	€uros
	<b>FELT</b> (Price increase per chair)		<b>AC041</b>	14
	<b>"EXTRA SOFT"</b> Seat only		<b>AC102</b>	14
	<b>"EXTRA SOFT"</b> Fully upholstered		<b>AC103</b>	20
	<b>TRANSPORT AND STORAGE TROLLEY</b> 14 units non-upholstered / 12 units upholstered It will be powder-coated black unless the client indicates another colour from the AKABA paint sample card.	5 kg	<b>AC016</b>	402
	<b>TRANSPORT TROLLEY</b> 8 units non-upholstered / 6 units upholstered It will be powder-coated black unless the client indicates another colour from the AKABA paint sample card.	9 kg	<b>AC017</b>	876

NEW

# GURI HIGH CHAIR

by Ander Lizaso









Armrest stool, height 640 mm or 760 mm.

One-piece shell made of polypropylene + fiberglass. Upholstery options: non-upholstered, seat only upholstered and fully upholstered. Optional extra-soft padding. Protective stacking bumper for upholstered versions.

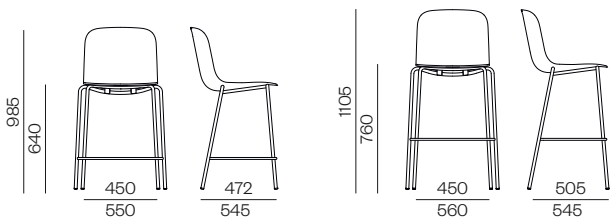
4-leg base in Ø14 mm steel tube with powder-coated finish.

Polypropylene glides, felt optional.

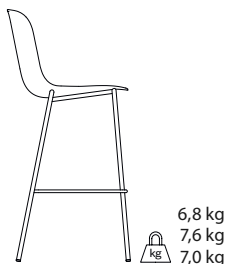
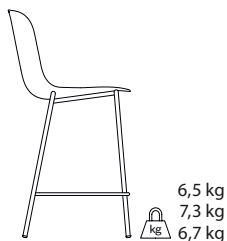
Height 640 mm  670x560x1.090 mm  3 units  6 units  
 Height 760 mm  670x560x1.190 mm  3 units  6 units

 AVAILABLE FOR DELIVERY FROM JULY 1ST.

## Dimensions



## Drawing



## Specification

### Height 640 mm

- NON UPHOLSTERED** Polypropylene
- SEAT UPHOLSTERED** Group D
- SEAT UPHOLSTERED** Group C & COF
- SEAT UPHOLSTERED** Group B & Valencia
- SEAT UPHOLSTERED** Group A & COL
- SEAT UPHOLSTERED** Soft leather
- FULLY UPHOLSTERED** Group D
- FULLY UPHOLSTERED** Group C & COF
- FULLY UPHOLSTERED** Group B & Valencia
- FULLY UPHOLSTERED** Group A
- FULLY UPHOLSTERED** Soft leather

### Height 760 mm

- NON UPHOLSTERED** Polypropylene
- SEAT UPHOLSTERED** Group D
- SEAT UPHOLSTERED** Group C & COF
- SEAT UPHOLSTERED** Group B & Valencia
- SEAT UPHOLSTERED** Group A & COL
- SEAT UPHOLSTERED** Soft leather
- FULLY UPHOLSTERED** Group D
- FULLY UPHOLSTERED** Group C & COF
- FULLY UPHOLSTERED** Group B & Valencia
- FULLY UPHOLSTERED** Group A
- FULLY UPHOLSTERED** Soft leather

## REF.



## €uros

GR57/P	221
GR57/D	296
GR57/C	307
GR57/B	325
GR57/A	354
GR57/L	361
GR58/D	360
GR58/C	380
GR58/B	412
GR58/A	468
GR58/L	608
GR59/P	227
GR59/D	302
GR59/C	313
GR59/B	332
GR59/A	360
GR59/L	368
GR60/D	366
GR60/C	386
GR60/B	418
GR60/A	474
GR60/L	614

Measure: Seat only 0,6 ml / 3 feet. Fully upholstered 0,95 ml. For projects, please contact the factory.

# GURI HIGH CHAIR

by Ander Lizaso

Accessories	Specification	REF.	€uros
	<b>FELT</b> (Price increase per chair)	<b>AC091</b>	11
	<b>"EXTRA SOFT"</b> Seat only	<b>AC102</b>	14
	<b>"EXTRA SOFT"</b> Fully upholstered	<b>AC103</b>	20

# GURI 4 LEGS WOOD

by Ander Lizaso




Non-stackable chair without armrests.

One-piece shell made of polypropylene + fiberglass. Upholstery options: non-upholstered, seat only upholstered and fully upholstered. Optional extra-soft padding.

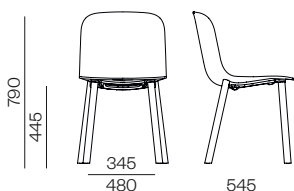
4-legged oak wood frame. Available in natural varnish, black stain or natural oil finish in smoke colour. The leg support will be painted the same colour as the shell. For upholstered versions, it will be painted in P-3010 Latte.

Polypropylene glides, felt optional.

 570x670x1.080 mm

 2 units

## Dimensions



## Drawing



5,4 kg  
6,2 kg  
5,6 kg

## Specification

### Without Arms

- NON UPHOLSTERED** Polypropylene
- SEAT UPHOLSTERED** Group D
- SEAT UPHOLSTERED** Group C & COF
- SEAT UPHOLSTERED** Group B & Valencia
- SEAT UPHOLSTERED** Group A & OOL
- SEAT UPHOLSTERED** Soft leather
- FULLY UPHOLSTERED** Group D
- FULLY UPHOLSTERED** Group C & COF
- FULLY UPHOLSTERED** Group B & Valencia
- FULLY UPHOLSTERED** Group A
- FULLY UPHOLSTERED** Soft leather

## REF.

## €uros

<b>GR33/P</b>	296
<b>GR33/D</b>	369
<b>GR33/C</b>	383
<b>GR33/B</b>	399
<b>GR33/A</b>	431
<b>GR33/L</b>	438
<b>GR34/D</b>	436
<b>GR34/C</b>	456
<b>GR34/B</b>	490
<b>GR34/A</b>	545
<b>GR34/L</b>	687

Measure: Seat only 0,6 ml / 3 feet. Fully upholstered 0,95 ml. For projects, please contact the factory.

## Accessories

## Specification

## REF.

## €uros



**FELT** (Price increase per chair)

**ACM1** 13



**"EXTRA SOFT"**  
Seat only

**AC102** 14

**"EXTRA SOFT"**  
Fully upholstered

**AC103** 20

# GURI PYRAMID TUBE

by Ander Lizaso




Pyramidal chair without swivel, with or without armrests.

One-piece shell made of polypropylene + fiberglass. Upholstery options: non-upholstered, seat only upholstered and fully upholstered. Optional extra-soft padding.

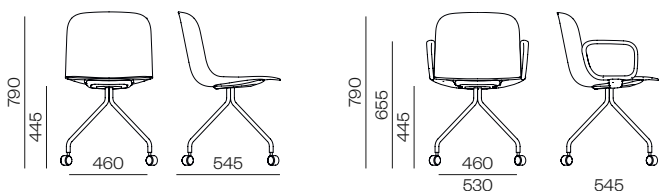
Fixed base with 4-spokes steel tube in Ø20 mm powder-coated finish.

Hard or soft casters.

 570x670x1.080 mm

 2 units

## Dimensions



## Drawing



6,1 kg  
6,9 kg  
6,3 kg

## Specification

### Without Arms

- NON UPHOLSTERED** Polypropylene
- SEAT UPHOLSTERED** Group D
- SEAT UPHOLSTERED** Group C & COF
- SEAT UPHOLSTERED** Group B & Valencia
- SEAT UPHOLSTERED** Group A & OOL
- SEAT UPHOLSTERED** Soft leather
- FULLY UPHOLSTERED** Group D
- FULLY UPHOLSTERED** Group C & COF
- FULLY UPHOLSTERED** Group B & Valencia
- FULLY UPHOLSTERED** Group A
- FULLY UPHOLSTERED** Soft leather

## REF.

## €uros

<b>GR13/P</b>	291
<b>GR13/D</b>	364
<b>GR13/C</b>	378
<b>GR13/B</b>	394
<b>GR13/A</b>	426
<b>GR13/L</b>	433
<b>GR14/D</b>	431
<b>GR14/C</b>	451
<b>GR14/B</b>	485
<b>GR14/A</b>	540
<b>GR14/L</b>	682

NOTE: SPECIFY SOFT OR HARD CASTERS. IF THERE IS NO SPECIFICATION HARD CASTERS WILL BE SENT.  
Measure: Seat only 0,6 ml / 3 feet. Fully upholstered 0,95 ml. For projects, please contact the factory.

## Accessories

## Specification



## REF.

## €uros



**"EXTRA SOFT"**  
Seat only

**AC102** 14

**"EXTRA SOFT"**  
Fully upholstered

**AC103** 20



**POWDER-COATED ARMS**  
(Price increase per chair) +2,5 kg

**AC034** 138

**POLISHED ARMS**  
(Price increase per chair) +2,5 kg

**AC038** 166

NEW

# GURI SWIVEL

by Ander Lizaso





Pyramidal chair with fixed height and swivel, with or without armrests.

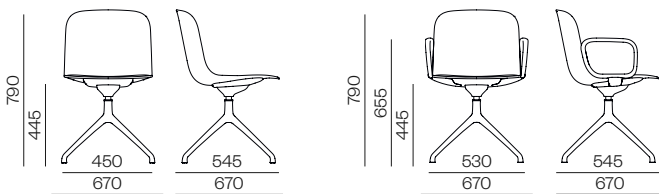
One-piece shell made of polypropylene + fiberglass. Upholstery options: non-upholstered, seat only upholstered and fully upholstered. Optional extra-soft padding.

Swivel pyramidal base with 4 spokes, in die-cast aluminium, with powder-coated or polished finish.

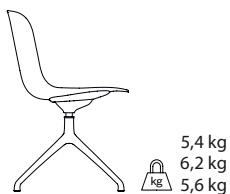
Polypropylene glides, felt optional.

 570x670x1.080 mm  
 2 units

## Dimensions



## Drawing



## Specification

### Without Arms

- NON UPHOLSTERED** Polypropylene
- SEAT UPHOLSTERED** Group D
- SEAT UPHOLSTERED** Group C & COF
- SEAT UPHOLSTERED** Group B & Valencia
- SEAT UPHOLSTERED** Group A & OOL
- SEAT UPHOLSTERED** Soft leather
- FULLY UPHOLSTERED** Group D
- FULLY UPHOLSTERED** Group C & COF
- FULLY UPHOLSTERED** Group B & Valencia
- FULLY UPHOLSTERED** Group A
- FULLY UPHOLSTERED** Soft leather
- POLISHED BASE SUPPLEMENT P-225**

Measure: Seat only 0,6 ml / 3 feet. Fully upholstered 0,95 ml. For projects, please contact the factory.

## REF.

## €uros

<b>GR45/P</b>	379
<b>GR45/D</b>	452
<b>GR45/C</b>	466
<b>GR45/B</b>	482
<b>GR45/A</b>	514
<b>GR45/L</b>	521
<b>GR46/D</b>	519
<b>GR46/C</b>	539
<b>GR46/B</b>	573
<b>GR46/A</b>	628
<b>GR46/L</b>	770
	27


## Accessories

## Specification



## REF.

## €uros



**FELT** (suplemento por silla)

**ACP1** 15



**"EXTRA SOFT"**  
Seat only

**AC102** 14

**"EXTRA SOFT"**  
Fully upholstered

**AC103** 20



**POWDER-COATED ARMS**  
(Price increase per chair) +2,5 kg

**AC034** 138

**POLISHED ARMS**  
(Price increase per chair) +2,5 kg

**AC038** 166

NEW

# GURI SWIVEL WITH CASTERS

by Ander Lizaso





Pyramidal chair with fixed height and swivel, with or without armrests.

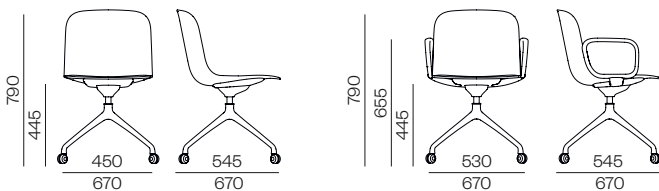
One-piece shell made of polypropylene + fiberglass. Upholstery options: non-upholstered, seat only upholstered and fully upholstered. Optional extra-soft padding.

Swivel pyramidal base with 4 spokes, in die-cast aluminium, with powder-coated or polished finish.

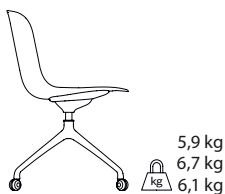
Hard or soft casters.

 570x670x1.080 mm  
 2 units

## Dimensions



## Drawing



## Specification

### Without Arms

- NON UPHOLSTERED** Polypropylene
- SEAT UPHOLSTERED** Group D
- SEAT UPHOLSTERED** Group C & COF
- SEAT UPHOLSTERED** Group B & Valencia
- SEAT UPHOLSTERED** Group A & OOL
- SEAT UPHOLSTERED** Soft leather
- FULLY UPHOLSTERED** Group D
- FULLY UPHOLSTERED** Group C & COF
- FULLY UPHOLSTERED** Group B & Valencia
- FULLY UPHOLSTERED** Group A
- FULLY UPHOLSTERED** Soft leather
- POLISHED BASE SUPPLEMENT P-225**

## REF.

## €uros

<b>GR47/P</b>	403
<b>GR47/D</b>	476
<b>GR47/C</b>	490
<b>GR47/B</b>	506
<b>GR47/A</b>	538
<b>GR47/L</b>	545
<b>GR48/D</b>	543
<b>GR48/C</b>	563
<b>GR48/B</b>	597
<b>GR48/A</b>	652
<b>GR48/L</b>	794
	27

NOTE: SPECIFY SOFT OR HARD CASTERS. IF THERE IS NO SPECIFICATION HARD CASTERS WILL BE SENT.  
 Measure: Seat only 0,6 ml / 3 feet. Fully upholstered 0,95 ml. For projects, please contact the factory.

## Accessories

## Specification




## REF.

## €uros



- "EXTRA SOFT"**  
Seat only
- "EXTRA SOFT"**  
Fully upholstered

<b>AC102</b>	14
<b>AC103</b>	20



- POWDER-COATED ARMS**  
(Price increase per chair) +2,5 kg
- POLISHED ARMS**  
(Price increase per chair) +2,5 kg

<b>AC034</b>	138
<b>AC038</b>	166

# GURI ALUMINIUM PYRAMID

by Ander Lizaso





Pyramidal chair with or without swivel and with or without armrests.

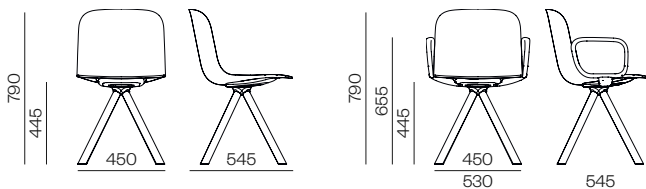
One-piece shell made of polypropylene + fiberglass. Upholstery options: non-upholstered, seat only upholstered and fully upholstered. Optional extra-soft padding.

Fixed or swivel pyramidal base with 4 spokes in aluminium with powder-coated finish.

Polypropylene glides, felt optional.

 570x670x1.080 mm  
 2 units

## Dimensions



## Drawing



5,5 kg  
6,3 kg  
5,7 kg

## Specification

### Without Arms

- NON UPHOLSTERED** Polypropylene
- SEAT UPHOLSTERED** Group D
- SEAT UPHOLSTERED** Group C & COF
- SEAT UPHOLSTERED** Group B & Valencia
- SEAT UPHOLSTERED** Group A & OOL
- SEAT UPHOLSTERED** Soft leather
- FULLY UPHOLSTERED** Group D
- FULLY UPHOLSTERED** Group C & COF
- FULLY UPHOLSTERED** Group B & Valencia
- FULLY UPHOLSTERED** Group A
- FULLY UPHOLSTERED** Soft leather

REF.	€uros	REF.	€uros
Fixed Base		Swivel Base	
GR17/P	265	GR25/P	308
GR17/D	338	GR25/D	381
GR17/C	352	GR25/C	395
GR17/B	368	GR25/B	411
GR17/A	400	GR25/A	443
GR17/L	407	GR25/L	450
GR18/D	405	GR26/D	448
GR18/C	425	GR26/C	468
GR18/B	459	GR26/B	502
GR18/A	514	GR26/A	557
GR18/L	656	GR26/L	699

Measure: Seat only 0,6 ml / 3 feet. Fully upholstered 0,95 ml. For projects, please contact the factory.

## Accessories

## Specification



REF.

€uros



**FELT** (suplemento por silla)

AC079

20



**"EXTRA SOFT"**  
Seat only

AC102

14

**"EXTRA SOFT"**  
Fully upholstered

AC103

20



**POWDER-COATED ARMS**  
(Price increase per chair)

+2,5 kg

AC034

138

**POLISHED ARMS**  
(Price increase per chair)

+2,5 kg

AC038

166

# GURI WOOD PYRAMID

by Ander Lizaso





Pyramidal chair with or without swivel and with or without armrests.

One-piece shell made of polypropylene + fiberglass. Upholstery options: non-upholstered, seat only upholstered and fully upholstered. Optional extra-soft padding.

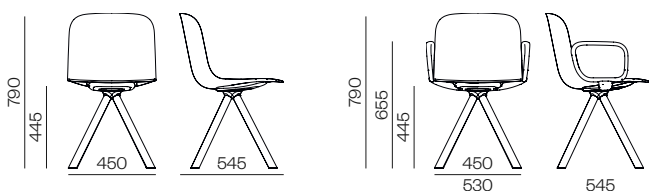
Fixed or swivel pyramidal base with 4 spokes in oak wood. Available in natural varnish, black stain or natural oil finish in smoke colour. The leg support will be painted the same colour as the shell. For upholstered versions, it will be painted in P-3010 Latte.

Polypropylene glides, felt optional.

 570x670x1.080 mm

 2 units

## Dimensions



## Drawing



6,0 kg  
6,8 kg  
6,2 kg

## Specification

### Without Arms

- NON UPHOLSTERED** Polypropylene
- SEAT UPHOLSTERED** Group D
- SEAT UPHOLSTERED** Group C & COF
- SEAT UPHOLSTERED** Group B & Valencia
- SEAT UPHOLSTERED** Group A & OOL
- SEAT UPHOLSTERED** Soft leather
- FULLY UPHOLSTERED** Group D
- FULLY UPHOLSTERED** Group C & COF
- FULLY UPHOLSTERED** Group B & Valencia
- FULLY UPHOLSTERED** Group A
- FULLY UPHOLSTERED** Soft leather

REF.    Euros

### Fixed Base

### Swivel Base

<b>GR19/P</b>	339	<b>GR27/P</b>	382
<b>GR19/D</b>	412	<b>GR27/D</b>	455
<b>GR19/C</b>	426	<b>GR27/C</b>	469
<b>GR19/B</b>	442	<b>GR27/B</b>	485
<b>GR19/A</b>	474	<b>GR27/A</b>	517
<b>GR19/L</b>	481	<b>GR27/L</b>	524
<b>GR20/D</b>	479	<b>GR28/D</b>	522
<b>GR20/C</b>	499	<b>GR28/C</b>	542
<b>GR20/B</b>	533	<b>GR28/B</b>	576
<b>GR20/A</b>	588	<b>GR28/A</b>	631
<b>GR20/L</b>	730	<b>GR28/L</b>	773

Measure: Seat only 0,6 ml / 3 feet. Fully upholstered 0,95 ml. For projects, please contact the factory.

## Accessories

## Specification



REF.

Euros



**FELT** (suplemento por silla)

**AC079**

20



**"EXTRA SOFT"**  
Seat only

**AC102**

14

**"EXTRA SOFT"**  
Fully upholstered

**AC103**

20



**POWDER-COATED ARMS**  
(Price increase per chair)

+2,5 kg

**AC034**

138

**POLISHED ARMS**  
(Price increase per chair)

+2,5 kg

**AC038**

166

# GURI OFFICE

by Ander Lizaso



Office chair with swivel, with or without armrests.

One-piece shell made of polypropylene + fiberglass. Upholstery options: non-upholstered, seat only upholstered and fully upholstered. Optional extra-soft padding.

5-star swivel base with gas cylinder height adjustment via gas lift. Black plastic base or aluminium base, either powder-coated or polished.

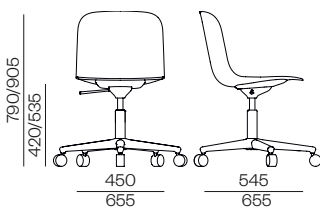
Hard or soft casters.

630x630x580 mm

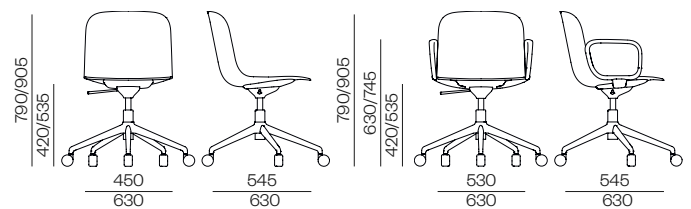
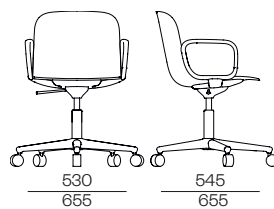
1 unit

## Dimensions

Plastic Base



Aluminium Base



## Drawing

## Specification

REF. Euros

REF. Euros

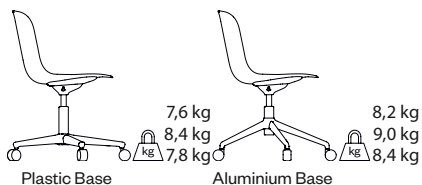
### Without Arms

- NON UPHOLSTERED** Polypropylene
- SEAT UPHOLSTERED** Group D
- SEAT UPHOLSTERED** Group C & COF
- SEAT UPHOLSTERED** Group B & Valencia
- SEAT UPHOLSTERED** Group A & OOL
- SEAT UPHOLSTERED** Soft leather
- FULLY UPHOLSTERED** Group D
- FULLY UPHOLSTERED** Group C & COF
- FULLY UPHOLSTERED** Group B & Valencia
- FULLY UPHOLSTERED** Group A
- FULLY UPHOLSTERED** Soft leather
- POLISHED BASE SUPPLEMENT P-225**

Plastic Base

Aluminium Base

<b>GR41/P</b>	283	<b>GR37/P</b>	338
<b>GR41/D</b>	356	<b>GR37/D</b>	411
<b>GR41/C</b>	370	<b>GR37/C</b>	425
<b>GR41/B</b>	386	<b>GR37/B</b>	441
<b>GR41/A</b>	418	<b>GR37/A</b>	473
<b>GR41/L</b>	425	<b>GR37/L</b>	480
<b>GR42/D</b>	423	<b>GR38/D</b>	478
<b>GR42/C</b>	443	<b>GR38/C</b>	498
<b>GR42/B</b>	477	<b>GR38/B</b>	532
<b>GR42/A</b>	532	<b>GR38/A</b>	587
<b>GR42/L</b>	674	<b>GR38/L</b>	729
			27



NOTE: SPECIFY SOFT OR HARD CASTERS. IF THERE IS NO SPECIFICATION HARD CASTERS WILL BE SENT.  
Measure: Seat only 0,6 ml / 3 feet. Fully upholstered 0,95 ml. For projects, please contact the factory.

## Accessories

## Specification



REF.

Euros




**"EXTRA SOFT"**  
Seat only

**AC102** 14

**"EXTRA SOFT"**  
Fully upholstered

**AC103** 20



**POWDER-COATED ARMS**  
(Price increase per chair) +2,5 kg

**AC034** 138

**POLISHED ARMS**  
(Price increase per chair) +2,5 kg

**AC038** 166

NEW

# GURI BEAM

by Ander Lizaso







Multi-seat bench.

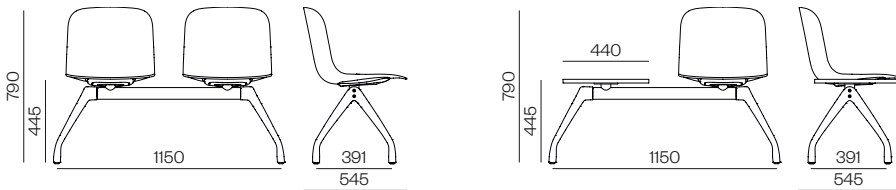
One-piece shell made of polypropylene + fiberglass. Upholstery options: non-upholstered, seat only upholstered and fully upholstered. Optional extra-soft padding.

Round steel tube frame with aluminium side feet, powder-coated. The steel tube will be painted in P-254 Traffic Grey for benches with polished side feet.

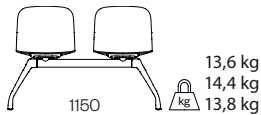
Polypropylene glides.

2 seats		460x560x570 mm + 1.000x100x300 mm
3 seats		460x560x570 mm + 1.400x100x300 mm
4 seats		460x560x570 mm + 2.000x100x300 mm
5 seats		460x560x570 mm + 2.600x100x300 mm

## Dimensions



## Drawing



13,6 kg  
14,4 kg  
13,8 kg

## Specification

### Two Seats

- NON UPHOLSTERED** Polypropylene
- SEAT UPHOLSTERED** Group D
- SEAT UPHOLSTERED** Group C & COF
- SEAT UPHOLSTERED** Group B & Valencia
- SEAT UPHOLSTERED** Group A & COL
- SEAT UPHOLSTERED** Soft leather
- FULLY UPHOLSTERED** Group D
- FULLY UPHOLSTERED** Group C & COF
- FULLY UPHOLSTERED** Group B & Valencia
- FULLY UPHOLSTERED** Group A
- FULLY UPHOLSTERED** Soft leather

## REF.

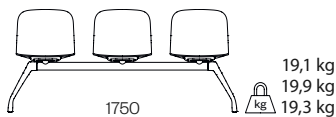
## €uros

<b>GR49/P</b>	1.017
<b>GR49/D</b>	1.233
<b>GR49/C</b>	1.244
<b>GR49/B</b>	1.270
<b>GR49/A</b>	1.309
<b>GR49/L</b>	1.409
<b>GR50/D</b>	1.279
<b>GR50/C</b>	1.324
<b>GR50/B</b>	1.381
<b>GR50/A</b>	1.521
<b>GR50/L</b>	1.831

### Three Seats

- NON UPHOLSTERED** Polypropylene
- SEAT UPHOLSTERED** Group D
- SEAT UPHOLSTERED** Group C & COF
- SEAT UPHOLSTERED** Group B & Valencia
- SEAT UPHOLSTERED** Group A & COL
- SEAT UPHOLSTERED** Soft leather
- FULLY UPHOLSTERED** Group D
- FULLY UPHOLSTERED** Group C & COF
- FULLY UPHOLSTERED** Group B & Valencia
- FULLY UPHOLSTERED** Group A
- FULLY UPHOLSTERED** Soft leather

<b>GR51/P</b>	1.161
<b>GR51/D</b>	1.505
<b>GR51/C</b>	1.522
<b>GR51/B</b>	1.562
<b>GR51/A</b>	1.617
<b>GR51/L</b>	1.769
<b>GR52/D</b>	1.574
<b>GR52/C</b>	1.642
<b>GR52/B</b>	1.725
<b>GR52/A</b>	1.936
<b>GR52/L</b>	2.402

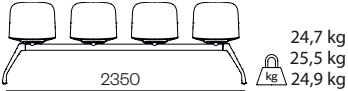
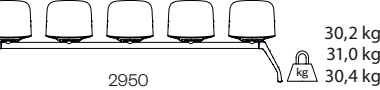


19,1 kg  
19,9 kg  
19,3 kg






Measure: Seat only 0,6 ml / 3 feet. Fully upholstered 0,95 ml. For projects, please contact the factory.

# GURI BEAM

by Ander Lizaso

Drawing	Specification	REF.	€uros	
	<b>Four Seats</b>			
	<b>NON UPHOLSTERED</b> Polypropylene	<b>GR53/P</b>	1.366	
	<b>SEAT UPHOLSTERED</b> Group D	<b>GR53/D</b>	1.777	
	<b>SEAT UPHOLSTERED</b> Group C & COF	<b>GR53/C</b>	1.797	
	<b>SEAT UPHOLSTERED</b> Group B & Valencia	<b>GR53/B</b>	1.852	
	<b>SEAT UPHOLSTERED</b> Group A & COL	<b>GR53/A</b>	1.925	
	<b>SEAT UPHOLSTERED</b> Soft leather	<b>GR53/L</b>	2.127	
	<b>FULLY UPHOLSTERED</b> Group D	<b>GR54/D</b>	1.867	
	<b>FULLY UPHOLSTERED</b> Group C & COF	<b>GR54/C</b>	1.957	
	<b>FULLY UPHOLSTERED</b> Group B & Valencia	<b>GR54/B</b>	2.069	
	<b>FULLY UPHOLSTERED</b> Group A	<b>GR54/A</b>	2.350	
	<b>FULLY UPHOLSTERED</b> Soft leather	<b>GR54/L</b>	2.973	
		<b>Five Seats</b>		
		<b>NON UPHOLSTERED</b> Polypropylene	<b>GR55/P</b>	1.696
<b>SEAT UPHOLSTERED</b> Group D		<b>GR55/D</b>	2.214	
<b>SEAT UPHOLSTERED</b> Group C & COF		<b>GR55/C</b>	2.239	
<b>SEAT UPHOLSTERED</b> Group B & Valencia		<b>GR55/B</b>	2.313	
<b>SEAT UPHOLSTERED</b> Group A & COL		<b>GR55/A</b>	2.411	
<b>SEAT UPHOLSTERED</b> Soft leather		<b>GR55/L</b>	2.684	
<b>FULLY UPHOLSTERED</b> Group D		<b>GR56/D</b>	2.332	
<b>FULLY UPHOLSTERED</b> Group C & COF		<b>GR56/C</b>	2.454	
<b>FULLY UPHOLSTERED</b> Group B & Valencia		<b>GR56/B</b>	2.606	
<b>FULLY UPHOLSTERED</b> Group A		<b>GR56/A</b>	2.985	
<b>FULLY UPHOLSTERED</b> Soft leather		<b>GR56/L</b>	3.827	

Measure: Seat only 0,6 ml / 3 feet. Fully upholstered 0,95 ml. For projects, please contact the factory.

Accessories	Specification		REF.	€uros
	<b>"EXTRA SOFT"</b> Seat only (Price increase per seat)		<b>AC102</b>	14
	<b>"EXTRA SOFT"</b> Fully upholstered (Price increase per seat)		<b>AC103</b>	20
	<b>POWDER-COATED ARMS</b> (Price increase per chair)	+2,5 kg	<b>AC034</b>	138
	<b>POLISHED ARMS</b> (Price increase per chair)	+2,5 kg	<b>AC038</b>	166
	<b>TABLE IN BEAM</b> 440x440x19 mm in laminate (*) <small>(*) SPECIFY THE SEATING POSITION IN THE ORDER. NOTE: FOR OTHER FINISHES, CONSULT THE FACTORY.</small>		<b>AC037</b>	59
	<b>POLISHED SIDE FEET</b> (Price increase per beam)  <small>NOTE: THE STEEL TUBE WILL BE PAINTED IN P-254 TRAFFIC GREY.</small>		<b>AC046</b>	139

# HANNA

by Francesc Rifé



A feminine piece of pure and elegant lines which invites you to nestle down cosily yet which is also cordially open to others. Welcoming, comfortable and sensual; Hanna is perfect for decorating work spaces, places to receive the visits of collaborators and customers... or spaces to be lived in.

Whether inside our homes or out (a hotel lounge or dining room), this chair loves to discover new places and will always welcome you with its arms wide open. Hanna adapts to any atmosphere and context thanks to its different variations.

Its timeless design combines character and harmony with different materials, offering up to five different options of leg type. Aluminium, steel or wood create a versatile ensemble visible in the two available heights that can turn Hanna into an elegant armchair.

# HANNA

by Francesc Rifé

## Variants

---



4 Legs



Sled



Sled Lounge



Swivel



Swivel Casters



Office



Wood Legs

**HANNA**  
**HIGH BACKREST**  
Francesc Rifé



4 Legs



Sled



Sled Lounge



Swivel



Swivel Casters



Office



Wood Legs

# HANNA

by Francesc Rifé

## Finishes

---


### Upholstery

All available fabrics and leathers can be found in our finishes book.  
Finishes book +info


### Metallic finishes




### Oxide finishes



### Polished



### Wooden bases



# HANNA 4 LEGS

by Francesc Rifé







Armchair with arms, available in two heights.

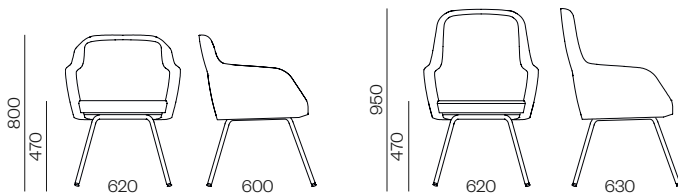
Upholstered shell with an inner structure in beech plywood and multi-density foams.

Ø22 mm steel tube frame with powder-coated finish.

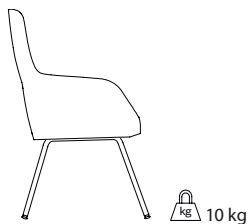
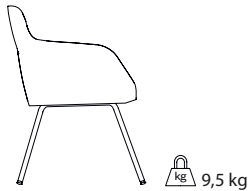
Polypropylene glides, felt optional.

Low back  680x560x840 mm  1 unit  
 High back  680x560x940 mm  1 unit

## Dimensions



## Drawing



## Specification

### Low Back

**FULLY UPHOLSTERED** Group D  
**FULLY UPHOLSTERED** Group C & COF  
**FULLY UPHOLSTERED** Group B & Valencia  
**FULLY UPHOLSTERED** Group A & COL  
**FULLY UPHOLSTERED** Soft leather

Measure: Low back fully upholstered 2 ml / 36 feet. For projects, please contact the factory.

### High Back

**FULLY UPHOLSTERED** Group D  
**FULLY UPHOLSTERED** Group C & COF  
**FULLY UPHOLSTERED** Group B & Valencia  
**FULLY UPHOLSTERED** Group A & COL  
**FULLY UPHOLSTERED** Soft leather

Measure: High back fully upholstered 2,30 ml / 38 feet. For projects, please contact the factory.

## REF.

## €uros

HA10/D	634
HA10/C	710
HA10/B	790
HA10/A	957
HA10/L	1.229

HH10/D	716
HH10/C	790
HH10/B	867
HH10/A	1.065
HH10/L	1.349

## Accessories



## Specification

**FELT** (Price increase per chair)

## REF.

## €uros

AC077	11
-------	----

# HANNA SLED

by Francesc Rifé







Armchair with arms, available in two heights.

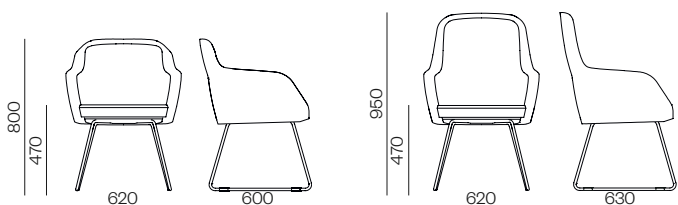
Upholstered shell with an inner structure in beech plywood and multi-density foams.

Ø14 mm steel tube sled base with powder-coated finish.

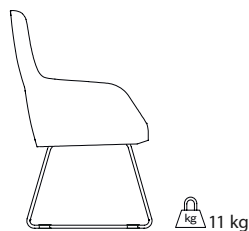
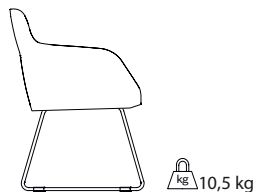
Translucent glides, felt optional.

Low back  680x560x840 mm  1 unit  
 High back  680x560x940 mm  1 unit

## Dimensions



## Drawing



## Specification

### Low Back

**FULLY UPHOLSTERED** Group D  
**FULLY UPHOLSTERED** Group C & COF  
**FULLY UPHOLSTERED** Group B & Valencia  
**FULLY UPHOLSTERED** Group A & COL  
**FULLY UPHOLSTERED** Soft leather

Measure: Low back fully upholstered 2 ml / 38 feet. For projects, please contact the factory.

### High Back

**FULLY UPHOLSTERED** Group D  
**FULLY UPHOLSTERED** Group C & COF  
**FULLY UPHOLSTERED** Group B & Valencia  
**FULLY UPHOLSTERED** Group A & COL  
**FULLY UPHOLSTERED** Soft leather

Measure: High back fully upholstered 2,30 ml / 38 feet. For projects, please contact the factory.

## REF.

## €uros

HA11/D	662
HA11/C	741
HA11/B	820
HA11/A	991
HA11/L	1.257

HH11/D	750
HH11/C	824
HH11/B	902
HH11/A	1.101
HH11/L	1.384

## Accessories



## Specification

**FELT** (Price increase per chair)

## REF.

## €uros

AC041	14
-------	----

# HANNA SLED LOUNGE

by Francesc Rifé







Lounge armchair with arms, available in two heights.

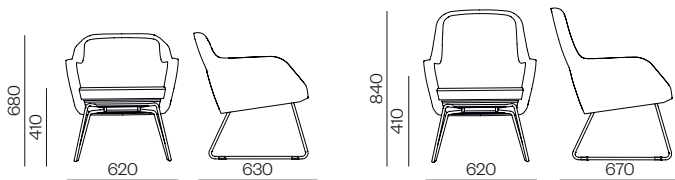
Upholstered shell with an inner structure in beech plywood and multi-density foams.

Ø14 mm inclined steel tube sled base with powder-coated finish.

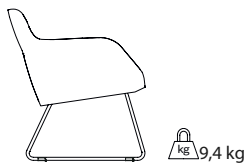
Translucent glides, felt optional.

Low back		680x560x740 mm		1 unit
High back		680x560x840 mm		1 unit

## Dimensions



## Drawing



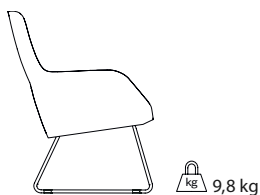
## Specification

### Low Back

- FULLY UPHOLSTERED Group D
- FULLY UPHOLSTERED Group C & COF
- FULLY UPHOLSTERED Group B & Valencia
- FULLY UPHOLSTERED Group A & COL
- FULLY UPHOLSTERED Soft leather

Measure: Low back fully upholstered 2 ml / 38 feet. For projects, please contact the factory.

REF.	Euros
HA12/D	662
HA12/C	741
HA12/B	820
HA12/A	991
HA12/L	1.257



### High Back

- FULLY UPHOLSTERED Group D
- FULLY UPHOLSTERED Group C & COF
- FULLY UPHOLSTERED Group B & Valencia
- FULLY UPHOLSTERED Group A & COL
- FULLY UPHOLSTERED Soft leather

Measure: High back fully upholstered 2,30 ml / 38 feet. For projects, please contact the factory.

HH12/D	750
HH12/C	824
HH12/B	902
HH12/A	1.101
HH12/L	1.384

## Accessories



## Specification

FELT (Price increase per chair)

REF.	Euros
AC041	14

# HANNA SWIVEL

by Francesc Rifé







Pyramidal armchair with fixed height and swivel, available in two heights.

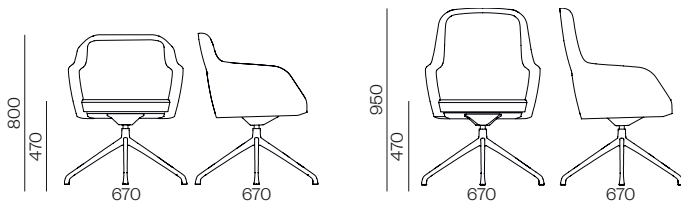
Upholstered shell with an inner structure in beech plywood and multi-density foams.

Swivel pyramidal base with 4 spokes, in die-cast aluminium, with powder-coated or polished finish.

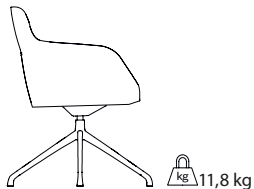
Polypropylene glides, felt optional.

Low back		680x560x840 mm		1 unit
High back		680x560x940 mm		1 unit

## Dimensions



## Drawing



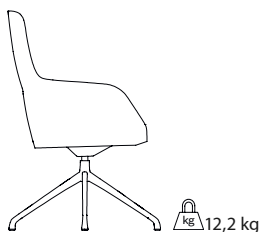
## Specification

### Low Back

- FULLY UPHOLSTERED Group D
- FULLY UPHOLSTERED Group C & COF
- FULLY UPHOLSTERED Group B & Valencia
- FULLY UPHOLSTERED Group A & COL
- FULLY UPHOLSTERED Soft leather
- POLISHED BASE SUPPLEMENT P-225

REF.	Euros
HA17/D	790
HA17/C	867
HA17/B	948
HA17/A	1.117
HA17/L	1.386
	63

Measure: Low back fully upholstered 2 ml / 36 feet. For projects, please contact the factory.




### High Back

- FULLY UPHOLSTERED Group D
- FULLY UPHOLSTERED Group C & COF
- FULLY UPHOLSTERED Group B & Valencia
- FULLY UPHOLSTERED Group A & COL
- FULLY UPHOLSTERED Soft leather
- POLISHED BASE SUPPLEMENT P-225

HH17/D	862
HH17/C	936
HH17/B	1.015
HH17/A	1.213
HH17/L	1.496
	63

Measure: High back fully upholstered 2,30 ml / 38 feet. For projects, please contact the factory.

## Accessories



## Specification

- FELT (Price increase per chair)

REF.	Euros
ACPI	15

# HANNA SWIVEL WITH CASTERS

by Francesc Rifé







Pyramidal armchair with fixed height and swivel, available in two heights.

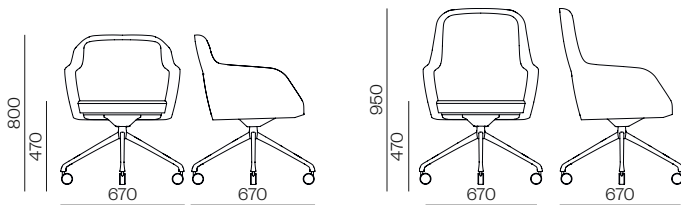
Upholstered shell with an inner structure in beech plywood and multi-density foams.

Swivel pyramidal base with 4 spokes, in die-cast aluminium, with powder-coated or polished finish.

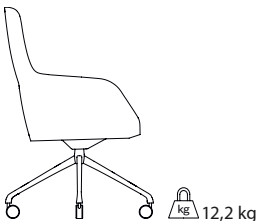
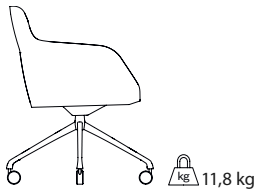
Hard or soft casters.

Low back		680x560x840 mm		1 unit
High back		680x560x940 mm		1 unit

## Dimensions



## Drawing



## Specification

### Low Back

- FULLY UPHOLSTERED Group D
- FULLY UPHOLSTERED Group C & COF
- FULLY UPHOLSTERED Group B & Valencia
- FULLY UPHOLSTERED Group A & COL
- FULLY UPHOLSTERED Soft leather
- POLISHED BASE SUPPLEMENT P-225

Measure: Low back fully upholstered 2 ml / 36 feet. For projects, please contact the factory.

### High Back

- FULLY UPHOLSTERED Group D
- FULLY UPHOLSTERED Group C & COF
- FULLY UPHOLSTERED Group B & Valencia
- FULLY UPHOLSTERED Group A & COL
- FULLY UPHOLSTERED Soft leather
- POLISHED BASE SUPPLEMENT P-225

NOTE: SPECIFY SOFT OR HARD CASTERS. IF THERE IS NO SPECIFICATION HARD CASTERS WILL BE SENT.  
Measure: High back fully upholstered 2,30 ml / 38 feet. For projects, please contact the factory.

## REF.

## €uros

HA22/D	743
HA22/C	820
HA22/B	902
HA22/A	1.070
HA22/L	1.338
	26
HH22/D	815
HH22/C	888
HH22/B	967
HH22/A	1.165
HH22/L	1.448
	26

# HANNA OFFICE

by Francesc Rifé







Armchair with arms, available in two heights.

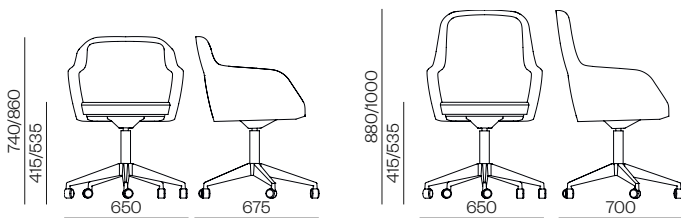
Upholstered shell with an inner structure in beech plywood and multi-density foams.

Swivel structure with a 5-spoke base, height adjustment via gas cylinder, and tilt mechanism. Plastic base available in 2 colors (black or white) or in aluminium, powder-coated or polished.

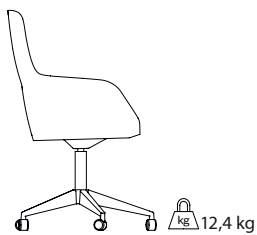
Hard or soft casters.

Low back		630x630x580 mm		1 unit
High back		630x560x610 mm		1 unit

## Dimensions



## Drawing



## Specification

### Low Back

<b>FULLY UPHOLSTERED</b> Group D	<b>HA23/D</b>	716
<b>FULLY UPHOLSTERED</b> Group C & COF	<b>HA23/C</b>	792
<b>FULLY UPHOLSTERED</b> Group B & Valencia	<b>HA23/B</b>	872
<b>FULLY UPHOLSTERED</b> Group A & COL	<b>HA23/A</b>	1.043
<b>FULLY UPHOLSTERED</b> Soft leather	<b>HA23/L</b>	1.310
<b>PAINTED OR POLISHED ALUMINUM BASE SUPPLEMENT</b>	<b>AC033</b>	99

Measure: Low back fully upholstered 2 ml / 36 feet. For projects, please contact the factory.

### High Back

<b>FULLY UPHOLSTERED</b> Group D	<b>HH23/D</b>	808
<b>FULLY UPHOLSTERED</b> Group C & COF	<b>HH23/C</b>	884
<b>FULLY UPHOLSTERED</b> Group B & Valencia	<b>HH23/B</b>	963
<b>FULLY UPHOLSTERED</b> Group A & COL	<b>HH23/A</b>	1.158
<b>FULLY UPHOLSTERED</b> Soft leather	<b>HH23/L</b>	1.441
<b>PAINTED OR POLISHED ALUMINUM BASE SUPPLEMENT</b>	<b>AC033</b>	99

NOTE: SPECIFY SOFT OR HARD CASTERS. IF THERE IS NO SPECIFICATION HARD CASTERS WILL BE SENT. BLACK OR WHITE POLYAMIDE BASE.

Measure: High back fully upholstered 2,30 ml / 38 feet. For projects, please contact the factory.

REF.

€uros

# HANNA WOOD LEGS

by Francesc Rifé







Armchair with arms, available in two heights.

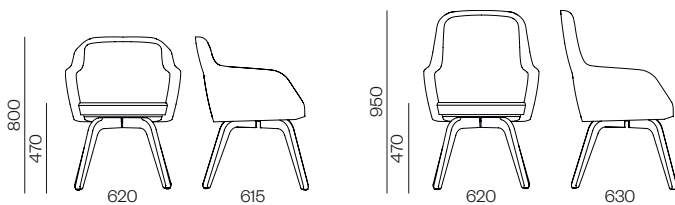
Upholstered shell with an inner structure in beech plywood and multi-density foams.

4-leg base made of 30 mm thick birch plywood. Natural varnish or black-stained finish.

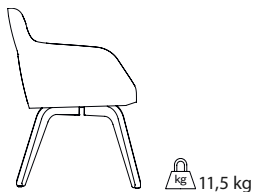
Polypropylene glides.

Low back  680x560x840 mm  1 unit  
 High back  680x560x940 mm  1 unit

## Dimensions



## Drawing



## Specification

### Low Back

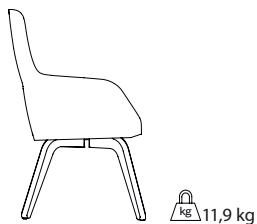
**FULLY UPHOLSTERED** Group D  
**FULLY UPHOLSTERED** Group C & COF  
**FULLY UPHOLSTERED** Group B & Valencia  
**FULLY UPHOLSTERED** Group A & COL  
**FULLY UPHOLSTERED** Soft leather

## REF.

## €uros

HA15/D	833
HA15/C	886
HA15/B	953
HA15/A	1.124
HA15/L	1.393

Measure: Low back fully upholstered 2 ml / 36 feet. For projects, please contact the factory.



### High Back

**FULLY UPHOLSTERED** Group D  
**FULLY UPHOLSTERED** Group C & COF  
**FULLY UPHOLSTERED** Group B & Valencia  
**FULLY UPHOLSTERED** Group A & COL  
**FULLY UPHOLSTERED** Soft leather

HH15/D	905
HH15/C	955
HH15/B	1.022
HH15/A	1.217
HH15/L	1.502

Measure: High back fully upholstered 2,30 ml / 38 feet. For projects, please contact the factory.

# HODEI

by Muka Lab



Hodei is a family of stools with an eye-catching outline. Its oval, organic seat contrasts with its triangular metal structure to give it a strong personality.

This is a lightweight stool available in wooden and upholstered versions for combining with its structure in a thousand ways.

# HODEI

by Muka Lab

## Variants



H450



H640



H760

## Finishes

### Upholstery

All available fabrics and leathers can be found in our finishes book.  
Finishes book +info

### Shells



M-670 Natural Oak




M-676 Stained Oak  
(River Cherry)




M-675 Stained Oak  
(Florence Walnut)

### Metallic finishes



P-257 White Textured  
(\*RAL 9016)



P-1002 Ivory



P-249 Grey Beige  
(\*RAL 1019)



P-3010 Latte



P-893 Mocha  
(\*RAL 7006)



P-8015 Bordeaux  
(\*RAL 8015)



P-251 Rose  
(\*RAL 3017)



P-3012 Beige Red  
(\*RAL 3012)



P-250 Mustard  
(\*RAL 1015)



P-1017 Apricot-Ochre  
(\*RAL 1017)



P-254 Traffic Grey  
(\*RAL 7042)



P-3040 Mint



P-7003 Moss Grey  
(\*RAL 7003)



P-7024 Graphite Grey  
(\*RAL 7024)



P-5001 Navy Blue  
(\*RAL 5001)




P-208 Black Textured  
(\*RAL 9017)




P-246 Black  
(\*RAL 9017)


### Oxide finishes



P-261 Copper



P-262 Oxide Brown  
Textured



P-260 Anodic Bronze

## Upholstery options

### Non upholstered



### Front upholstered



### Fully upholstered



# HODEI

by Muka Lab



Non-stackable stool available in 3 heights.

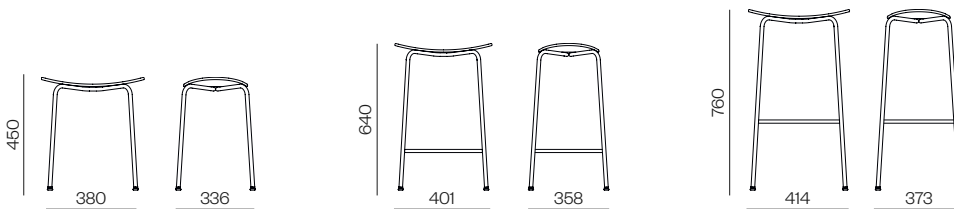
One-piece seat in natural or stained oak plywood. Upholstery options: non-upholstered, seat pad upholstered or fully upholstered.

4-leg base in Ø16 mm steel tube with powder-coated finish.

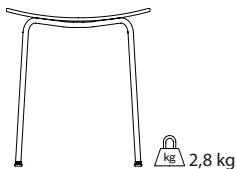
Polypropylene glides, felt optional.

Height 450 mm		470x410x610 mm		4 units
Height 640 mm		470x410x720 mm		1 unit
Height 760 mm		470x410x820 mm		1 unit

## Dimensions



## Drawing



## Specification

### Height 450 mm

<b>NON UPHOLSTERED</b> Oak M-670
<b>NON UPHOLSTERED</b> Oak M-675 / M-676
<b>FRONT UPHOLSTERED</b> Group D
<b>FRONT UPHOLSTERED</b> Group C & COF
<b>FRONT UPHOLSTERED</b> Group B & Valencia
<b>FRONT UPHOLSTERED</b> Group A & COL
<b>FRONT UPHOLSTERED</b> Soft leather
<b>FULLY UPHOLSTERED</b> Group D
<b>FULLY UPHOLSTERED</b> Group C & COF
<b>FULLY UPHOLSTERED</b> Group B & Valencia
<b>FULLY UPHOLSTERED</b> Group A & COL
<b>FULLY UPHOLSTERED</b> Soft leather

## REF.

## €uros

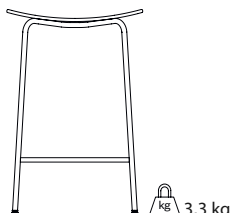
<b>HD01/M</b>	175
<b>HD01/W</b>	197
<b>HD04/D</b>	192
<b>HD04/C</b>	202
<b>HD04/B</b>	215
<b>HD04/A</b>	237
<b>HD04/L</b>	244
<b>HD01/D</b>	187
<b>HD01/C</b>	197
<b>HD01/B</b>	210
<b>HD01/A</b>	232
<b>HD01/L</b>	239

Measure: Front upholstered and fully upholstered 0,42 ml / 0,21 feet. For projects, please contact the factory.

# HODEI

by Muka Lab

## Drawing



## Specification

### Height 640 mm

- NON UPHOLSTERED** Oak M-670
- NON UPHOLSTERED** Oak M-675 / M-676
- FRONT UPHOLSTERED** Group D
- FRONT UPHOLSTERED** Group C & COF
- FRONT UPHOLSTERED** Group B & Valencia
- FRONT UPHOLSTERED** Group A & COL
- FRONT UPHOLSTERED** Soft leather
- FULLY UPHOLSTERED** Group D
- FULLY UPHOLSTERED** Group C & COF
- FULLY UPHOLSTERED** Group B & Valencia
- FULLY UPHOLSTERED** Group A & COL
- FULLY UPHOLSTERED** Soft leather


## REF.

## €uros

<b>HD02/M</b>	228
<b>HD02/W</b>	247
<b>HD05/D</b>	244
<b>HD05/C</b>	252
<b>HD05/B</b>	267
<b>HD05/A</b>	290
<b>HD05/L</b>	294
<b>HD02/D</b>	239
<b>HD02/C</b>	247
<b>HD02/B</b>	263
<b>HD02/A</b>	285
<b>HD02/L</b>	290

### Height 760 mm

- NON UPHOLSTERED** Oak M-670
- NON UPHOLSTERED** Oak M-675 / M-676
- FRONT UPHOLSTERED** Group D
- FRONT UPHOLSTERED** Group C & COF
- FRONT UPHOLSTERED** Group B & Valencia
- FRONT UPHOLSTERED** Group A & COL
- FRONT UPHOLSTERED** Soft leather
- FULLY UPHOLSTERED** Group D
- FULLY UPHOLSTERED** Group C & COF
- FULLY UPHOLSTERED** Group B & Valencia
- FULLY UPHOLSTERED** Group A & COL
- FULLY UPHOLSTERED** Soft leather



<b>HD03/M</b>	228
<b>HD03/W</b>	247
<b>HD06/D</b>	244
<b>HD06/C</b>	252
<b>HD06/B</b>	267
<b>HD06/A</b>	290
<b>HD06/L</b>	294
<b>HD03/D</b>	239
<b>HD03/C</b>	247
<b>HD03/B</b>	263
<b>HD03/A</b>	285
<b>HD03/L</b>	290

Measure: Front upholstered and fully upholstered 0,42 m / 0,21 feet. For projects, please contact the factory.

## Accessories



## Specification

- FELT** (Price increase per chair)

## REF.

## €uros

<b>ACT1</b>	11
-------------	----

# KABI

by Pensi Design Studio



Kabi means “nest” in our Basque language. Just sit on this chair and you’ll see why it gets its name. It’s that place that cuddles you, protects you and makes you feel good. It doesn’t take much to make you feel this comfortable. That’s the key to the small pleasures. And that’s the key to Kabi: maximum sensations with minimum resources.

Kabi is a complete range of chairs designed around a Polypropylene shell. A subtly flexible back allows each user to sit comfortably, to create their nest, to feel at home. Total well-being with a timeless image fully customizable with fabric or leather upholstery. The colours customize the seat, the structure and the legs.

Kabi is highly versatile and functions well for widely differing spaces and uses. You may find your nest in a restaurant or bar, perhaps as the basic chair with no armrests. It can also come with a swivelling aluminium base or with multi-laminate wooden legs, ideal for offices or hotels. The bases with or without casters and the two heights multiply the possibilities of their use.

Although Kabi has discreet elegance as its essence, it can also stand out for its colour. We have a Kabi for every space and every person. We can help you to create your own Kabi; we adapt to your needs.

## Variants

---



4 Legs



4 Legs



4 Legs



Sled



High Chair



Pyramid Tube



Swivel



Swivel



Office



Office



Office High Chair



Beam



Beam

## Finishes

### Upholstery

All available fabrics and leathers can be found in our finishes book.  
 Finishes book +info

#### 100% recyclable plastics



C-002 Black (\*RAL 9004) C-7020 Navy Blue C-879 Graphite Grey (\*RAL 7024) C-3040 Mint C-2050 Ochre C-6040 Bordeaux C-3030 Terracota C-3010 Latte C-1002 Ivory

#### 100% recycled and recyclable plastics




C-2010 Green Beige C-3020 Light Brown

#### Metallic finishes



P-257 White Textured (\*RAL 9016) P-1002 Ivory P-249 Grey Beige (\*RAL 1019) P-3010 Latte P-893 Mocha (\*RAL 7006) P-8015 Bordeaux (\*RAL 8015) P-251 Rose (\*RAL 3017) P-3012 Beige Red (\*RAL 3012)  
 P-250 Mustard (\*RAL 1015) P-1017 Apricot-Ochre (\*RAL 1017) P-254 Traffic Grey (\*RAL 7042) P-3040 Mint P-7003 Moss Grey (\*RAL 7003) P-7024 Graphite Grey (\*RAL 7024) P-5001 Navy Blue (\*RAL 5001) P-208 Black Textured (\*RAL 9017) P-246 Black (\*RAL 9017)

#### Oxide finishes




P-261 Copper P-262 Oxide Brown Textured P-260 Anodic Bronze

#### Polished / Chromed



P-225 Polished - P-200 Chromed

#### Laminates



M-817 White Polar M-825 Sahara M-821 Rose M-824 Red Clay M-822 Olive Green M-823 Grey Clay M-814 Oak Aurora



M-826 Oak Mesura M-819 Walnut Slow M-827 Siroko Walnut M-820 Oak Sinatra M-816 Oak Azabache M-818 Graphite

## Edges according to tabletop material

---

### **Straight edges**

Laminate

 19 mm



## Upholstery options

---

### **Non upholstered**



### **Seat upholstered**



### **Fully upholstered**



# KABI 4 LEGS

by Pensi Design Studio




Stackable chair with or without armrests.


One-piece shell made of polypropylene + fiberglass. Upholstery options: non-upholstered, seat only upholstered and fully upholstered.

4-leg structure made of steel tube, with powder-coated or chrome finish. Armless versions: Ø16 mm tube. Versions with arms and/or casters: Ø20 mm tube.

Polypropylene glides, felt optional; or hard or soft casters.

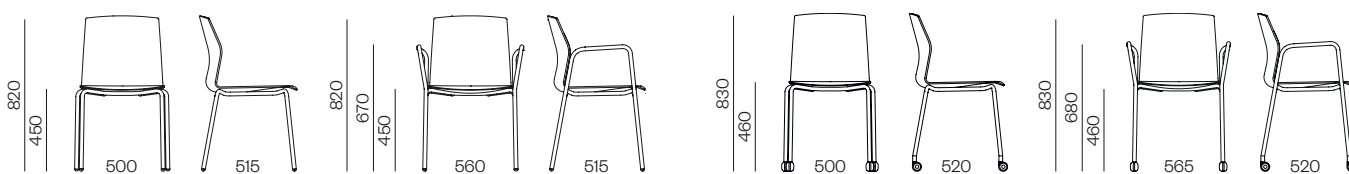
 610x730x1.080 mm

 4 units

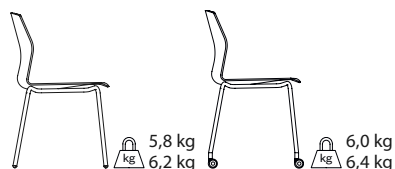
 Without casters: 10 units non-upholstered / 8 units upholstered  
With casters: 6 units non-upholstered / 4 units upholstered  
With desk tray: 4 units non-upholstered

 Expedition in 5 working days upon request (Max. 50 units)

## Dimensions



## Drawing



## Specification


### Without Arms

- NON UPHOLSTERED** Polypropylene
- SEAT UPHOLSTERED** Group D
- SEAT UPHOLSTERED** Group C & COF
- SEAT UPHOLSTERED** Group B & Valencia
- SEAT UPHOLSTERED** Group A & COL
- SEAT UPHOLSTERED** Soft leather
- FULLY UPHOLSTERED** Group D
- FULLY UPHOLSTERED** Group C & COF
- FULLY UPHOLSTERED** Group B & Valencia
- FULLY UPHOLSTERED** Group A & COL
- FULLY UPHOLSTERED** Soft leather

### CHROME SUPPLEMENT

REF. Euros

### Without casters

 <b>KB01/P</b>	170	<b>KBR1/P</b>	225
<b>KB01/D</b>	265	<b>KBR1/D</b>	325
<b>KB01/C</b>	270	<b>KBR1/C</b>	329
<b>KB01/B</b>	283	<b>KBR1/B</b>	342
<b>KB01/A</b>	301	<b>KBR1/A</b>	361
<b>KB01/L</b>	352	<b>KBR1/L</b>	410
<b>KB04/D</b>	288	<b>KBR4/D</b>	347
<b>KB04/C</b>	310	<b>KBR4/C</b>	368
<b>KB04/B</b>	337	<b>KBR4/B</b>	395
<b>KB04/A</b>	406	<b>KBR4/A</b>	465
<b>KB04/L</b>	559	<b>KBR4/L</b>	618

### With casters (\*)

51

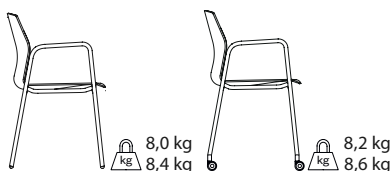
51

NOTE: SPECIFY SOFT OR HARD CASTERS. IF THERE IS NO SPECIFICATION HARD CASTERS WILL BE SENT.  
Measure: Seat only 0,55 ml / 3 feet. Fully upholstered 0,86 ml / 15 feet. For projects, please contact the factory.

# KABI 4 LEGS

by Pensi Design Studio

## Drawing



## Specification

### With Arms Cerrados

<b>NON UPHOLSTERED</b> Polypropylene
<b>SEAT UPHOLSTERED</b> Group D
<b>SEAT UPHOLSTERED</b> Group C & COF
<b>SEAT UPHOLSTERED</b> Group B & Valencia
<b>SEAT UPHOLSTERED</b> Group A & COL
<b>SEAT UPHOLSTERED</b> Soft leather
<b>FULLY UPHOLSTERED</b> Group D
<b>FULLY UPHOLSTERED</b> Group C & COF
<b>FULLY UPHOLSTERED</b> Group B & Valencia
<b>FULLY UPHOLSTERED</b> Group A & COL
<b>FULLY UPHOLSTERED</b> Soft leather
<b>CHROME SUPPLEMENT</b>

REF. Euros

Without casters

With casters (\*)

<b>KB03/P</b>	223	<b>KBR3/P</b>	280
<b>KB03/D</b>	320	<b>KBR3/D</b>	379
<b>KB03/C</b>	327	<b>KBR3/C</b>	385
<b>KB03/B</b>	340	<b>KBR3/B</b>	400
<b>KB03/A</b>	359	<b>KBR3/A</b>	418
<b>KB03/L</b>	406	<b>KBR3/L</b>	468
<b>KB06/D</b>	344	<b>KBR6/D</b>	402
<b>KB06/C</b>	366	<b>KBR6/C</b>	426
<b>KB06/B</b>	393	<b>KBR6/B</b>	452
<b>KB06/A</b>	463	<b>KBR6/A</b>	523
<b>KB06/L</b>	616	<b>KBR6/L</b>	676
	82		82

NOTE: SPECIFY SOFT OR HARD CASTERS. IF THERE IS NO SPECIFICATION HARD CASTERS WILL BE SENT.  
Measure: Seat only 0,55 ml / 3 feet. Fully upholstered 0,86 ml / 15 feet. For projects, please contact the factory.

## Accessories

## Specification



REF.

Euros



**FELT** (Price increase per chair)

**AC015**

11



**STACKING BUMPER FOR UPHOLSTERED VERSIONS**  
White or black (Price increase per chair)

**AC018**

27



**CHAIR PREPARED FOR DESK TRAY**  
(Price increase per chair)

**AC010**

20

**RIGHT DESK TRAY**  
(White or black compacmel tabletop)

+1,5 kg

**AC011**

132


**LEFT DESK TRAY**  
(White or black compacmel tabletop)

+1,5 kg

**AC012**

132

NOTE: WRITING TABLET AVAILABLE FOR CHAIRS WITH OR WITHOUT ARMRESTS.



**LINKING DEVICE**

0,5 kg

**AC019**

56



**TRANSPORT AND STORAGE TROLLEY**  
14 units non-upholstered / 12 units upholstered  
It will be powder-coated black unless the client indicates another colour from the AKABA paint sample card.

5 kg

**AC016**

402



**TRANSPORT TROLLEY**  
8 units non-upholstered / 6 units upholstered  
It will be powder-coated black unless the client indicates another colour from the AKABA paint sample card.

9 kg

**AC017**

876

# KABI SLED

by Pensi Design Studio





Stackable chair without armrests.

One-piece shell made of polypropylene + fiberglass. Upholstery options: non-upholstered, seat only upholstered and fully upholstered.

Ø14 mm steel tube sled base with powder-coated or chrome finish.

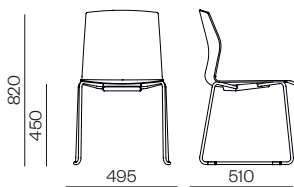
Translucent glides, felt optional.

 610x730x1.080 mm

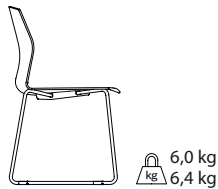
 4 units

 10 units non-upholstered / 8 units upholstered

## Dimensions



## Drawing



## Specification

### Without Arms

<b>NON UPHOLSTERED</b> Polypropylene
<b>SEAT UPHOLSTERED</b> Group D
<b>SEAT UPHOLSTERED</b> Group C & COF
<b>SEAT UPHOLSTERED</b> Group B & Valencia
<b>SEAT UPHOLSTERED</b> Group A & COL
<b>SEAT UPHOLSTERED</b> Soft leather
<b>FULLY UPHOLSTERED</b> Group D
<b>FULLY UPHOLSTERED</b> Group C & COF
<b>FULLY UPHOLSTERED</b> Group B & Valencia
<b>FULLY UPHOLSTERED</b> Group A & COL
<b>FULLY UPHOLSTERED</b> Soft leather








### **CHROME SUPPLEMENT**

REF.	Euros
<b>KB60/P</b>	189
<b>KB60/D</b>	288
<b>KB60/C</b>	292
<b>KB60/B</b>	305
<b>KB60/A</b>	325
<b>KB60/L</b>	375
<b>KB61/D</b>	310
<b>KB61/C</b>	333
<b>KB61/B</b>	361
<b>KB61/A</b>	430
<b>KB61/L</b>	583
	40

Measure: Seat only 0,55 ml / 3 feet. Fully upholstered 0,86 ml / 15 feet. For projects, please contact the factory.

# KABI SLED

by Pensi Design Studio

Accessories	Specification		REF.	€uros
	<b>FELT</b> (Price increase per chair)		<b>AC041</b>	14
	<b>STACKING BUMPER FOR UPHOLSTERED VERSIONS</b> White or black (Price increase per chair)		<b>AC018</b>	27
	<b>CHAIR PREPARED FOR DESK TRAY</b> (Price increase per chair)		<b>AC020</b>	21
	<b>RIGHT DESK TRAY</b> (White or black compactmel tabletop)	+1,5 kg	<b>AC021</b>	132
	<b>LEFT DESK TRAY</b> (White or black compactmel tabletop)	+1,5 kg	<b>AC022</b>	132
	<b>LINKING DEVICE</b>	0,5 kg	<b>AC026</b>	56
	<b>TRANSPORT AND STORAGE TROLLEY</b> 14 units non-upholstered / 12 units upholstered It will be powder-coated black unless the client indicates another colour from the AKABA paint sample card.	5 kg	<b>AC016</b>	402
	<b>TRANSPORT TROLLEY</b> 8 units non-upholstered / 6 units upholstered It will be powder-coated black unless the client indicates another colour from the AKABA paint sample card.	9 kg	<b>AC017</b>	876

# KABI HIGH CHAIR

by Pensi Design Studio





Armrest stool, height 640 mm or 760 mm.

One-piece shell made of polypropylene + fiberglass. Upholstery options: non-upholstered, seat only upholstered and fully upholstered.

Ø12 mm steel tube sled base with powder-coated or chromed finish.

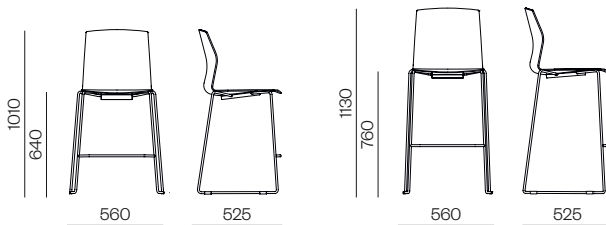
Polypropylene glides, felt optional.

 680x570x1100 mm

 3 units

 6 units non-upholstered / 4 units upholstered

## Dimensions



## Drawing



 8,0 kg  
 8,4 kg

## Specification

### Height 640 mm

- NON UPHOLSTERED** Polypropylene
- SEAT UPHOLSTERED** Group D
- SEAT UPHOLSTERED** Group C & COF
- SEAT UPHOLSTERED** Group B & Valencia
- SEAT UPHOLSTERED** Group A & COL
- SEAT UPHOLSTERED** Soft leather
- FULLY UPHOLSTERED** Group D
- FULLY UPHOLSTERED** Group C & COF
- FULLY UPHOLSTERED** Group B & Valencia
- FULLY UPHOLSTERED** Group A & COL
- FULLY UPHOLSTERED** Soft leather

### CHROME SUPPLEMENT

Measure: Seat only 0,55 ml / 3 feet. Fully upholstered 0,86 ml / 15 feet. For projects, please contact the factory.

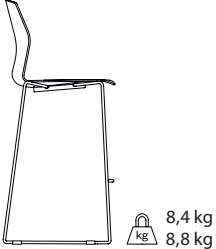
## REF.



## €uros

<b>KB11/P</b>	306
<b>KB11/D</b>	410
<b>KB11/C</b>	415
<b>KB11/B</b>	428
<b>KB11/A</b>	445
<b>KB11/L</b>	496
<b>KB13/D</b>	432
<b>KB13/C</b>	452
<b>KB13/B</b>	480
<b>KB13/A</b>	550
<b>KB13/L</b>	703
<b>CHROME SUPPLEMENT</b>	65

# KABI HIGH CHAIR

by Pensi Design Studio

Drawing	Specification	REF.	€uros
	<b>Height 760 mm</b>		
	<b>NON UPHOLSTERED</b> Polypropylene	<b>KB12/P</b>	316
	<b>SEAT UPHOLSTERED</b> Group D	<b>KB12/D</b>	420
	<b>SEAT UPHOLSTERED</b> Group C & COF	<b>KB12/C</b>	426
	<b>SEAT UPHOLSTERED</b> Group B & Valencia	<b>KB12/B</b>	437
	<b>SEAT UPHOLSTERED</b> Group A & COL	<b>KB12/A</b>	457
	<b>SEAT UPHOLSTERED</b> Soft leather	<b>KB12/L</b>	505
	<b>FULLY UPHOLSTERED</b> Group D	<b>KB14/D</b>	443
	<b>FULLY UPHOLSTERED</b> Group C & COF	<b>KB14/C</b>	465
	<b>FULLY UPHOLSTERED</b> Group B & Valencia	<b>KB14/B</b>	492
	<b>FULLY UPHOLSTERED</b> Group A & COL	<b>KB14/A</b>	559
	<b>FULLY UPHOLSTERED</b> Soft leather	<b>KB14/L</b>	716
	<b>CHROME SUPPLEMENT</b>		65
	Measure: Seat only 0,55 ml / 3 feet. Fully upholstered 0,86 ml / 15 feet. For projects, please contact the factory.		

Accessories	Specification	REF.	€uros
	<b>FELT</b> (Price increase per chair)	<b>AC025</b>	22
	<b>STACKING BUMPER FOR UPHOLSTERED VERSIONS</b> White or black (Price increase per chair)	<b>AC018</b>	27

# KABI PYRAMID TUBE

by Pensi Design Studio




Pyramidal chair without swivel, with or without armrests.

One-piece shell made of polypropylene + fiberglass. Upholstery options: non-upholstered, seat only upholstered and fully upholstered.

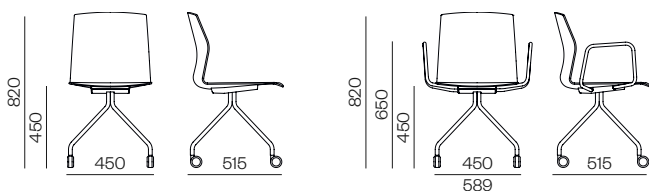
Fixed base with 4-spokes steel tube in Ø20 mm powder-coated finish.

Hard or soft casters.

 590x670x1.150 mm

 2 units

## Dimensions



## Drawing



## Specification

### Without Arms

- NON UPHOLSTERED** Polypropylene
- SEAT UPHOLSTERED** Group D
- SEAT UPHOLSTERED** Group C & COF
- SEAT UPHOLSTERED** Group B & Valencia
- SEAT UPHOLSTERED** Group A & COL
- SEAT UPHOLSTERED** Soft leather
- FULLY UPHOLSTERED** Group D
- FULLY UPHOLSTERED** Group C & COF
- FULLY UPHOLSTERED** Group B & Valencia
- FULLY UPHOLSTERED** Group A & COL
- FULLY UPHOLSTERED** Soft leather

## REF.

## €uros

<b>KB62/P</b>	288
<b>KB62/D</b>	388
<b>KB62/C</b>	393
<b>KB62/B</b>	406
<b>KB62/A</b>	426
<b>KB62/L</b>	475
<b>KB63/D</b>	410
<b>KB63/C</b>	432
<b>KB63/B</b>	461
<b>KB63/A</b>	531
<b>KB63/L</b>	682

NOTE: SPECIFY SOFT OR HARD CASTERS. IF THERE IS NO SPECIFICATION HARD CASTERS WILL BE SENT.  
Measure: Seat only 0,55 ml / 3 feet. Fully upholstered 0,86 ml / 15 feet. For projects, please contact the factory.

## Accessories

## Specification



## REF.

## €uros



- CLOSED ARMS POWDER-COATED** +2 kg  
(Price increase per chair)
- CLOSED ARMS CHROMED** +2 kg  
(Price increase per chair)

<b>AC031</b>	102
<b>AC032</b>	156

# KABI SWIVEL

by Pensi Design Studio



Pyramidal chair with fixed height and swivel, with or without armrests.

One-piece shell made of polypropylene + fiberglass. Upholstery options: non-upholstered, seat only upholstered and fully upholstered.

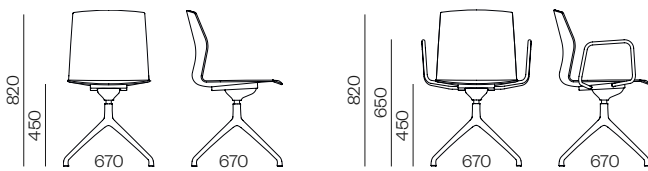
Swivel pyramidal base with 4 spokes, in die-cast aluminium, with powder-coated or polished finish.

Polypropylene glides, felt optional; or hard or soft casters.

 590x670x1150 mm

 2 units

## Dimensions



## Drawing



## Specification

### Without Arms

- NON UPHOLSTERED** Polypropylene
- SEAT UPHOLSTERED** Group D
- SEAT UPHOLSTERED** Group C & COF
- SEAT UPHOLSTERED** Group B & Valencia
- SEAT UPHOLSTERED** Group A & COL
- SEAT UPHOLSTERED** Soft leather
- FULLY UPHOLSTERED** Group D
- FULLY UPHOLSTERED** Group C & COF
- FULLY UPHOLSTERED** Group B & Valencia
- FULLY UPHOLSTERED** Group A & COL
- FULLY UPHOLSTERED** Soft leather
- POLISHED BASE SUPPLEMENT P-225**

## REF.

## €uros

<b>KB15/P</b>	391
<b>KB15/D</b>	496
<b>KB15/C</b>	500
<b>KB15/B</b>	515
<b>KB15/A</b>	533
<b>KB15/L</b>	583
<b>KB16/D</b>	517
<b>KB16/C</b>	540
<b>KB16/B</b>	568
<b>KB16/A</b>	638
<b>KB16/L</b>	790
	27

Measure: Seat only 0,55 ml / 3 feet. Fully upholstered 0,86 ml / 15 feet. For projects, please contact the factory.

## Accessories

## Specification



## REF.

## €uros



**FELT** (Price increase per chair)

**AC039** 20



**CLOSED ARMS POWDER-COATED**  
(Price increase per chair)


+2 kg

**AC031** 102

**CLOSED ARMS CHROMED**  
(Price increase per chair)

+2 kg

**AC032** 156



**CASTERS**  
(Price increase per chair)

+0,5 kg

**AC030** 24

NOTE: SPECIFY SOFT OR HARD CASTERS. IF THERE IS NO SPECIFICATION HARD CASTERS WILL BE SENT.

# KABI OFFICE

by Pensi Design Studio



Office chair with swivel, with or without armrests.

One-piece shell made of polypropylene + fiberglass. Upholstery options: non-upholstered, seat only upholstered and fully upholstered.

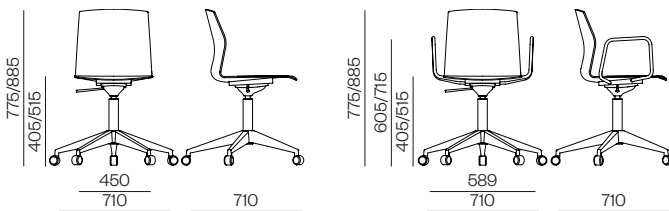
Swivel structure with a 5-spoke base, height adjustment via gas cylinder. Without tilt mechanism. Plastic base available in 2 colors (black or white) or in aluminium, powder-coated or polished.

Hard or soft casters.

 630x630x580 mm

 1 unit

## Dimensions



## Drawing



## Specification

### Without Arms

- NON UPHOLSTERED** Polypropylene
- SEAT UPHOLSTERED** Group D
- SEAT UPHOLSTERED** Group C & COF
- SEAT UPHOLSTERED** Group B & Valencia
- SEAT UPHOLSTERED** Group A & COL
- SEAT UPHOLSTERED** Soft leather
- FULLY UPHOLSTERED** Group D
- FULLY UPHOLSTERED** Group C & COF
- FULLY UPHOLSTERED** Group B & Valencia
- FULLY UPHOLSTERED** Group A & COL
- FULLY UPHOLSTERED** Soft leather

## REF.

## €uros

<b>KB17/P</b>	357
<b>KB17/D</b>	463
<b>KB17/C</b>	468
<b>KB17/B</b>	480
<b>KB17/A</b>	498
<b>KB17/L</b>	547
<b>KB18/D</b>	484
<b>KB18/C</b>	505
<b>KB18/B</b>	533
<b>KB18/A</b>	602
<b>KB18/L</b>	755

NOTE: SPECIFY SOFT OR HARD CASTERS. IF THERE IS NO SPECIFICATION HARD CASTERS WILL BE SENT.  
BLACK OR WHITE POLYAMIDE BASE.  
Measure: Seat only 0,55 ml / 3 feet. Fully upholstered 0,86 ml / 15 feet. For projects, please contact the factory.

## Accessories

## Specification



## REF.

## €uros



**CLOSED ARMS POWDER-COATED**  
(Price increase per chair)

+2 kg

**AC031**


102

**CLOSED ARMS CHROMED**  
(Price increase per chair)

+2 kg

**AC032**

156



**ALUMINIUM BASE POWDER-COATED OR POLISHED**  
(Price increase per chair)

**AC033**

99

# KABI OFFICE HIGH CHAIR

by Pensi Design Studio



Office chair with swivel and adjustable height, with or without armrests.

One-piece shell made of polypropylene + fiberglass. Upholstery options: non-upholstered, seat only upholstered and fully upholstered.

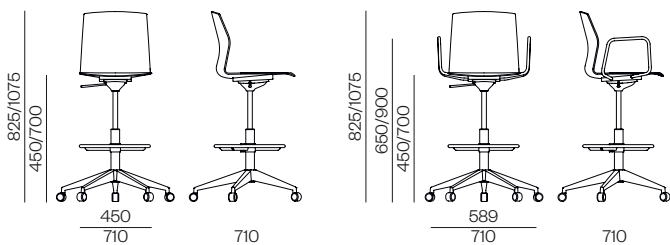
Swivel structure with a 5-spoke base, height adjustment via gas cylinder. Without tilt mechanism. Plastic base available in 2 colors (black or white) or in aluminium, powder-coated or polished. Chromed footrest.

Hard or soft casters.

 630x630x580 mm

 1 unit

## Dimensions



## Drawing



## Specification

### Without Arms

- NON UPHOLSTERED** Polypropylene
- SEAT UPHOLSTERED** Group D
- SEAT UPHOLSTERED** Group C & COF
- SEAT UPHOLSTERED** Group B & Valencia
- SEAT UPHOLSTERED** Group A & COL
- SEAT UPHOLSTERED** Soft leather
- FULLY UPHOLSTERED** Group D
- FULLY UPHOLSTERED** Group C & COF
- FULLY UPHOLSTERED** Group B & Valencia
- FULLY UPHOLSTERED** Group A & COL
- FULLY UPHOLSTERED** Soft leather

## REF.

## €uros

<b>KB64/P</b>	469
<b>KB64/D</b>	578
<b>KB64/C</b>	583
<b>KB64/B</b>	594
<b>KB64/A</b>	612
<b>KB64/L</b>	662
<b>KB65/D</b>	600
<b>KB65/C</b>	620
<b>KB65/B</b>	647
<b>KB65/A</b>	718
<b>KB65/L</b>	870

NOTE: SPECIFY SOFT OR HARD CASTERS. IF THERE IS NO SPECIFICATION HARD CASTERS WILL BE SENT.  
BLACK OR WHITE POLYAMIDE BASE.  
Measure: Seat only 0,55 ml / 3 feet. Fully upholstered 0,86 ml / 15 feet. For projects, please contact the factory.

## Accessories

## Specification



## REF.

## €uros



**CLOSED ARMS POWDER-COATED**  
(Price increase per chair)

+2 kg

**AC031**


102

**CLOSED ARMS CHROMED**  
(Price increase per chair)

+2 kg

**AC032**

156



**ALUMINIUM BASE POWDER-COATED OR POLISHED**  
(Price increase per chair)

**AC033**

99

# KABI BEAM

by Pensi Design Studio






Multi-seat bench.

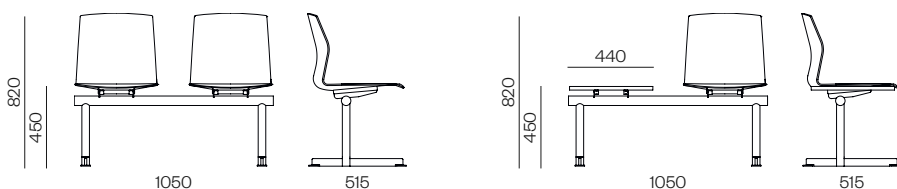
One-piece shell made of polypropylene + fiberglass. Upholstery options: non-upholstered, seat only upholstered and fully upholstered.

Structure made of Ø50x3 mm round steel tube, with steel tube support feet and adjustable glides. Powder-coated finish.

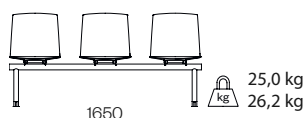
Polypropylene glides.

- 2 seats  550x480x580 mm + 1.380x210x560 mm
- 3 seats  550x480x580 mm + 1.580x210x560 mm
- 4 seats  550x480x580 mm + 2.100x210x560 mm

## Dimensions



## Drawing



## Specification

### Two Seats

- NON UPHOLSTERED** Polypropylene
- SEAT UPHOLSTERED** Group D
- SEAT UPHOLSTERED** Group C & COF
- SEAT UPHOLSTERED** Group B & Valencia
- SEAT UPHOLSTERED** Group A & COL
- SEAT UPHOLSTERED** Soft leather
- FULLY UPHOLSTERED** Group D
- FULLY UPHOLSTERED** Group C & COF
- FULLY UPHOLSTERED** Group B & Valencia
- FULLY UPHOLSTERED** Group A & COL
- FULLY UPHOLSTERED** Soft leather

### Three Seats

- NON UPHOLSTERED** Polypropylene
- SEAT UPHOLSTERED** Group D
- SEAT UPHOLSTERED** Group C & COF
- SEAT UPHOLSTERED** Group B & Valencia
- SEAT UPHOLSTERED** Group A & COL
- SEAT UPHOLSTERED** Soft leather
- FULLY UPHOLSTERED** Group D
- FULLY UPHOLSTERED** Group C & COF
- FULLY UPHOLSTERED** Group B & Valencia
- FULLY UPHOLSTERED** Group A & COL
- FULLY UPHOLSTERED** Soft leather

## REF.

## €uros

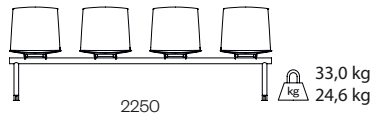
<b>KB19/P</b>	862
<b>KB19/D</b>	1.078
<b>KB19/C</b>	1.088
<b>KB19/B</b>	1.112
<b>KB19/A</b>	1.151
<b>KB19/L</b>	1.250
<b>KB22/D</b>	1.119
<b>KB22/C</b>	1.165
<b>KB22/B</b>	1.220
<b>KB22/A</b>	1.360
<b>KB22/L</b>	1.665
<b>KB20/P</b>	1.005
<b>KB20/D</b>	1.346
<b>KB20/C</b>	1.360
<b>KB20/B</b>	1.401
<b>KB20/A</b>	1.456
<b>KB20/L</b>	1.603
<b>KB23/D</b>	1.413
<b>KB23/C</b>	1.479
<b>KB23/B</b>	1.561
<b>KB23/A</b>	1.768
<b>KB23/L</b>	2.229

Measure: Seat only 0,55 ml / 3 feet. Fully upholstered 0,86 ml / 15 feet. For projects, please contact the factory.

# KABI BEAM

by Pensi Design Studio

## Drawing



## Specification

### Four Seats

- NON UPHOLSTERED** Polypropylene
- SEAT UPHOLSTERED** Group D
- SEAT UPHOLSTERED** Group C & COF
- SEAT UPHOLSTERED** Group B & Valencia
- SEAT UPHOLSTERED** Group A & COL
- SEAT UPHOLSTERED** Soft leather
- FULLY UPHOLSTERED** Group D
- FULLY UPHOLSTERED** Group C & COF
- FULLY UPHOLSTERED** Group B & Valencia
- FULLY UPHOLSTERED** Group A & COL
- FULLY UPHOLSTERED** Soft leather

REF. Euros

<b>KB21/P</b>	1.207
<b>KB21/D</b>	1.613
<b>KB21/C</b>	1.634
<b>KB21/B</b>	1.687
<b>KB21/A</b>	1.759
<b>KB21/L</b>	1.958
<b>KB24/D</b>	1.701
<b>KB24/C</b>	1.792
<b>KB24/B</b>	1.902
<b>KB24/A</b>	2.179
<b>KB24/L</b>	2.790

Measure: Seat only 0,55 ml / 3 feet. Fully upholstered 0,86 ml / 15 feet. For projects, please contact the factory.

## Accessories

## Specification



REF. Euros



**CLOSED ARMS POWDER-COATED**  
(Price increase per chair)

+2 kg

**AC031** 102



**CLOSED ARMS CHROMED**  
(Price increase per chair)

+2 kg

**AC032** 156



**TABLE IN BEAM**  
440x440x19 mm in laminate (\*)

(\*) SPECIFY THE SEATING POSITION IN THE ORDER.  
NOTE: FOR OTHER FINISHES, CONSULT THE FACTORY.

**AC037** 59

**LINKING DEVICE ENTRE BEAMS**  
Without arms

**AC035** 111

**LINKING DEVICE ENTRE BEAMS**  
With arms

**AC036** 111

# KABI ARMCHAIR

by Pensi Design Studio



Kabi Armchair is an armchair that, like the Kabi collection, features the polypropylene monoblock shell as its key element. It is an armchair born from its most technical aspect, designed for durability, yet transforms into a comfortable armchair with upholstered armrests without losing its essence.

Kabi Armchair is an armchair that is born from its more technical aspect due to its resistance to become a cozy armchair with upholstered arms without losing its essence. Available in all its variants: 4 leg tube base, sled, swivel, and office; with a variety of upholstery options providing a multitude of combinations.

# KABI ARMCHAIR

by Pensi Design Studio

## Variants



4 Legs



Sled



Swivel



Swivel




Office

## Finishes


### Upholstery

All available fabrics and leathers can be found in our finishes book.  
Finishes book +info

### Metallic finishes



P-257 White Textured  
(\*RAL 9016)



P-1002 Ivory



P-249 Grey Beige  
(\*RAL 1019)



P-3010 Latte



P-893 Mocha  
(\*RAL 7006)



P-8015 Bordeaux  
(\*RAL 8015)



P-251 Rose  
(\*RAL 3017)



P-3012 Beige Red  
(\*RAL 3012)



P-250 Mustard  
(\*RAL 1015)



P-1017 Apricot-Ochre  
(\*RAL 1017)



P-254 Traffic Grey  
(\*RAL 7042)



P-3040 Mint




P-7003 Moss Grey  
(\*RAL 7003)



P-7024 Graphite Grey  
(\*RAL 7024)



P-5001 Navy Blue  
(\*RAL 5001)




P-208 Black Textured  
(\*RAL 9017)



P-246 Black  
(\*RAL 9017)


### Oxide finishes



P-261 Copper



P-262 Oxyde Brown  
Textured



P-260 Anodic Bronze

### Polished / Chromed



P-225 Polished -  
P-200 Chromed

# KABI ARMCHAIR 4 LEGS

by Pensi Design Studio




Non-stackable armchair with upholstered armrests.

One-piece polypropylene and fiberglass shell with upholstered plywood armrests.

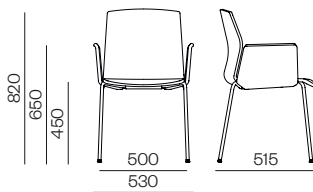
4-leg base in Ø16 mm steel tube with powder-coated or chrome finish.

Polypropylene glides, felt optional.

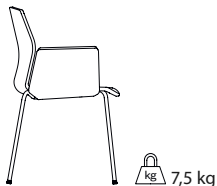
 590x670x1.150 mm

 2 units

## Dimensions



## Drawing



## Specification

### Kabi Armchair 4 Legs

**FULLY UPHOLSTERED** Group D

**FULLY UPHOLSTERED** Group C & COF

**FULLY UPHOLSTERED** Group B & Valencia

**FULLY UPHOLSTERED** Group A & COL

**FULLY UPHOLSTERED** Soft leather

**CHROME SUPPLEMENT**

Measure: Fully upholstered 1,4 ml / 22 feet. For projects, please contact the factory.

## REF.

## €uros

<b>KB35/D</b>	461
<b>KB35/C</b>	507
<b>KB35/B</b>	580
<b>KB35/A</b>	686
<b>KB35/L</b>	853
	51

## Accessories



## Specification

**FELT** (Price increase per chair)

## REF.

## €uros

<b>AC015</b>	11
--------------	----

# KABI ARMCHAIR SLED

by Pensi Design Studio




Non-stackable armchair with upholstered armrests.

One-piece polypropylene and fiberglass shell with upholstered plywood armrests.

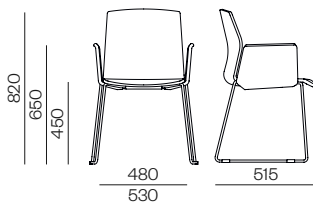
Ø14 mm steel tube sled base with powder-coated or chrome finish.

Translucent glides, felt optional.

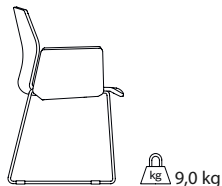
 590x670x1.150 mm

 2 units

## Dimensions



## Drawing



## Specification

### Kabi Armchair Sled

**FULLY UPHOLSTERED** Group D

**FULLY UPHOLSTERED** Group C & COF

**FULLY UPHOLSTERED** Group B & Valencia

**FULLY UPHOLSTERED** Group A & COL

**FULLY UPHOLSTERED** Soft leather

**CHROME SUPPLEMENT**

Measure: Fully upholstered 1,4 ml / 22 feet. For projects, please contact the factory.

## REF.

## €uros

<b>KB37/D</b>	484
<b>KB37/C</b>	533
<b>KB37/B</b>	605
<b>KB37/A</b>	710
<b>KB37/L</b>	879
	42

## Accessories



## Specification

**FELT** (Price increase per chair)

## REF.

## €uros

<b>AC041</b>	14
--------------	----

# KABI ARMCHAIR SWIVEL

by Pensi Design Studio




Pyramidal armchair with fixed height and swivel, with upholstered armrests.

One-piece polypropylene and fiberglass shell with upholstered plywood armrests.

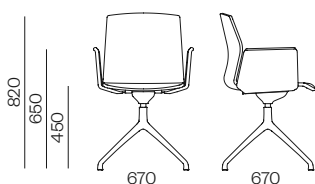
Swivel pyramidal base with 4 spokes, in die-cast aluminium, with powder-coated or polished finish.

Polypropylene glides, felt optional; or hard or soft casters.

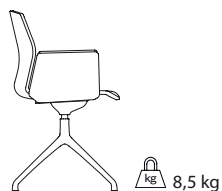
 590x670x1.150 mm

 2 units

## Dimensions



## Drawing



## Specification

### Kabi Armchair Swivel

**FULLY UPHOLSTERED** Group D

**FULLY UPHOLSTERED** Group C & COF

**FULLY UPHOLSTERED** Group B & Valencia

**FULLY UPHOLSTERED** Group A & COL

**FULLY UPHOLSTERED** Soft leather

**POLISHED BASE SUPPLEMENT P-225**

Measure: Fully upholstered 1,4 ml / 22 feet. For projects, please contact the factory.

REF.

€uros

<b>KB38/D</b>	703
<b>KB38/C</b>	752
<b>KB38/B</b>	824
<b>KB38/A</b>	928
<b>KB38/L</b>	1.096
	27

## Accessories

## Specification



REF.

€uros

**FELT** (Price increase per chair)

**AC039** 20

**CASTERS**  
(Price increase per chair)

+0,5  
kg

**AC030** 24

NOTE: SPECIFY SOFT OR HARD CASTERS. IF THERE IS NO SPECIFICATION HARD CASTERS WILL BE SENT.

# KABI ARMCHAIR OFFICE

by Pensi Design Studio



Office chair with swivel, with upholstered armrests.

One-piece polypropylene and fiberglass shell with upholstered plywood armrests.

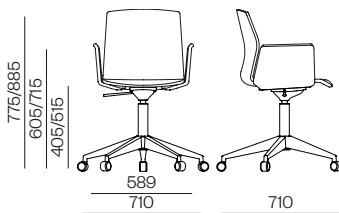
Swivel structure with a 5-spoke base, height adjustment via gas cylinder. Without tilt mechanism. Plastic base available in 2 colors (black or white) or in aluminium, powder-coated or polished.

Hard or soft casters.

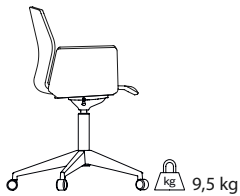
 630x630x580 mm

 1 unit

## Dimensions



## Drawing



## Specification

### Kabi Armchair Office

**FULLY UPHOLSTERED** Group D

**FULLY UPHOLSTERED** Group C & COF

**FULLY UPHOLSTERED** Group B & Valencia

**FULLY UPHOLSTERED** Group A & COL

**FULLY UPHOLSTERED** Soft leather

NOTE: SPECIFY SOFT OR HARD CASTERS. IF THERE IS NO SPECIFICATION HARD CASTERS WILL BE SENT.  
BLACK OR WHITE POLYAMIDE BASE.

Measure: Fully upholstered 1,4 ml / 22 feet. For projects, please contact the factory.

## REF.

## €uros


<b>KB39/D</b>	695
<b>KB39/C</b>	746
<b>KB39/B</b>	815
<b>KB39/A</b>	921
<b>KB39/L</b>	1.088

## Accessories

## Specification

## REF.

## €uros



**ALUMINIUM BASE POWDER-COATED OR POLISHED**  
(Price increase per chair)

<b>AC033</b>	99
--------------	----

# KABI KIDS

by Pensi Design Studio



Kabi means “nest” in our Basque language. Just sit on this chair and you’ll see why it gets its name. It’s that place that cuddles you, protects you and makes you feel good. It doesn’t take much to make you feel this comfortable. That’s the key to the small pleasures. And that’s the key to Kabi: maximum sensations with minimum resources.

The new Kabi Kids collection serves to expand the Kabi programme. With more compact seating which nonetheless maintains the characteristic comfortable, single-body design. The family presents a 4 legs structure, with four different heights and all of them stackable.

# KABI KIDS

by Pensi Design Studio

## Variants



H300



H350



H390



H430

## Finishes

### 100% recyclable plastics



C-002 Black  
(\*RAL 9004)



C-7020 Navy Blue



C-879 Graphite Grey  
(\*RAL 7024)



C-3040 Mint



C-2050 Ochre



C-5040 Bordeaux



C-3030 Terracota



C-3010 Latte



C-1002 Ivory

### 100% recycled and recyclable plastics




C-2010 Green Beige




C-3020 Light Brown

### Metallic finishes



P-257 White Textured  
(\*RAL 9016)



P-1002 Ivory



P-249 Grey Beige  
(\*RAL 1019)



P-3010 Latte



P-893 Mocha  
(\*RAL 7006)



P-8015 Bordeaux  
(\*RAL 8015)



P-251 Rose  
(\*RAL 3017)



P-3012 Beige Red  
(\*RAL 3012)



P-250 Mustard  
(\*RAL 1015)



P-1017 Apricot-Ochre  
(\*RAL 1017)



P-254 Traffic Grey  
(\*RAL 7042)



P-3040 Mint



P-7003 Moss Grey  
(\*RAL 7003)



P-7024 Graphite Grey  
(\*RAL 7024)



P-5001 Navy Blue  
(\*RAL 5001)



P-208 Black Textured  
(\*RAL 9017)




P-246 Black  
(\*RAL 9017)


### Oxide finishes



P-261 Copper



P-262 Oxide Brown  
Textured



P-260 Anodic Bronze

# KABI KIDS

by Pensi Design Studio



Stackable children's chair without armrests available in four heights.

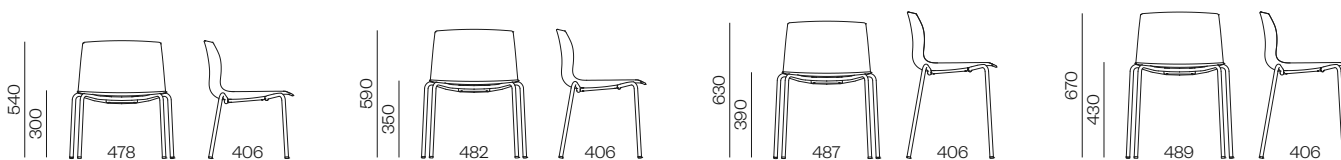
One-piece shell made of polypropylene + fiberglass.

4-leg base in Ø16 mm steel tube with powder-coated finish.

Polypropylene glides, felt optional.

Size 2 / 3		670x570x760 mm		4 units		10 non-upholstered
Size 4 / 5		670x570x860 mm		4 units		10 non-upholstered

## Dimensions



## Drawing



3,7 kg

## Specification

### Size 2 (3-4 children)

**NON UPHOLSTERED** Polypropylene  
Seat height 300 mm

REF.

€uros

KB80/P

153



3,8 kg

### Size 3 (5-7 children)

**NON UPHOLSTERED** Polypropylene  
Seat height 350 mm

KB81/P

153



3,9 kg

### Size 4 (8-9 children)

**NON UPHOLSTERED** Polypropylene  
Seat height 390 mm

KB82/P

153



4,0 kg

### Size 5 (10-12 children)

**NON UPHOLSTERED** Polypropylene  
Seat height 430 mm

KB83/P

153

## Accessories



## Specification

**FELT** (Price increase per chair)

REF.

€uros

ACT1

11



# KABI STOOL

by Pensi Design Studio



The new Kabi Stool collection serves to expand the Kabi programme. With more compact seating which nonetheless maintains the characteristic comfortable, single-body design, offering different base options for a range of spaces. It is also available in two heights: a higher barstool and a medium-height stool for counters, in both private and public settings.

The product family features four different bases, including a 4-legged stacking option. All these variants combine with the Kabi single-body structure, in polypropylene or with fabric upholstery, and an endless array of finishes and colours. All of which goes to create an extensive and consistent collection, to resolve the different needs of the Hospitality and Contract market.

# KABI STOOL

by Pensi Design Studio

## Variants



4 Legs



Sled



Pyramid



Wood Legs

## Finishes

### Upholstery

All available fabrics and leathers can be found in our finishes book.  
Finishes book +info

### 100% recyclable plastics



C-002 Black  
(\*RAL 9004)



C-7020 Navy Blue



C-879 Graphite Grey  
(\*RAL 7024)



C-3040 Mint



C-2050 Ochre




C-5040 Bordeaux



C-3030 Terracota



C-3010 Latte



C-1002 Ivory

### 100% recycled and recyclable plastics




C-2010 Green Beige




C-3020 Light Brown

### Metallic finishes



P-257 White Textured  
(\*RAL 9016)



P-1002 Ivory



P-249 Grey Beige  
(\*RAL 1019)



P-3010 Latte



P-893 Mocha  
(\*RAL 7006)



P-8015 Bordeaux  
(\*RAL 8015)



P-251 Rose  
(\*RAL 3017)



P-3012 Beige Red  
(\*RAL 3012)



P-250 Mustard  
(\*RAL 1015)



P-1017 Apricot-Ochre  
(\*RAL 1017)



P-254 Traffic Grey  
(\*RAL 7042)



P-3040 Mint



P-7003 Moss Grey  
(\*RAL 7003)



P-7024 Graphite Grey  
(\*RAL 7024)



P-5001 Navy Blue  
(\*RAL 5001)




P-208 Black Textured  
(\*RAL 9017)




P-246 Black  
(\*RAL 9017)


### Oxide finishes



P-261 Copper



P-262 Oxide Brown  
Textured



P-260 Anodic Bronze

### Chromed



P-200 Chromed

### Wooden bases



Natural Beech

# KABI STOOL

by Pensi Design Studio

## Upholstery options

---

**Non upholstered**



**Seat upholstered**



**Fully upholstered**



# KABI STOOL 4 LEGS

by Pensi Design Studio










Non-stackable stool, available in two heights.

One-piece shell made of polypropylene + fiberglass. Upholstery options: non-upholstered, seat only upholstered and fully upholstered.

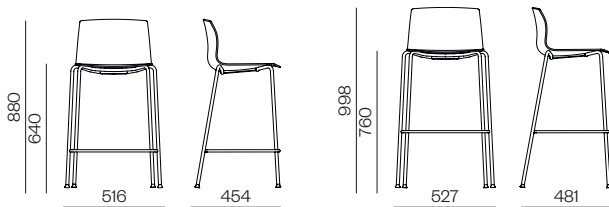
4-leg base in Ø16 mm steel tube with powder-coated finish.

Polypropylene glides, felt optional.

Height 640 mm  670x560x1.090 mm  3 units  6 units  
 Height 760 mm  670x560x1.190 mm  3 units  6 units

 Expedition in 5 working days upon request (Max. 50 units)

## Dimensions



## Drawing



## Specification

### Height 640 mm

- NON UPHOLSTERED** Polypropylene
- SEAT UPHOLSTERED** Group D
- SEAT UPHOLSTERED** Group C & COF
- SEAT UPHOLSTERED** Group B & Valencia
- SEAT UPHOLSTERED** Group A & COL
- SEAT UPHOLSTERED** Soft leather
- FULLY UPHOLSTERED** Group D
- FULLY UPHOLSTERED** Group C & COF
- FULLY UPHOLSTERED** Group B & Valencia
- FULLY UPHOLSTERED** Group A & COL
- FULLY UPHOLSTERED** Soft leather




REF. Euros

<b>KB50/P</b>	223
<b>KB70/D</b>	290
<b>KB70/C</b>	297
<b>KB70/B</b>	318
<b>KB70/A</b>	347
<b>KB70/L</b>	363
<b>KB50/D</b>	337
<b>KB50/C</b>	361
<b>KB50/B</b>	385
<b>KB50/A</b>	449
<b>KB50/L</b>	592

Measure: Seat only 0,45 ml / 2 feet. Fully upholstered 0,60 ml / 12 feet. For projects, please contact the factory.

# KABI STOOL 4 LEGS

by Pensi Design Studio

Drawing	Specification	REF.	€uros
	<b>Height 760 mm</b>		
	<b>NON UPHOLSTERED</b> Polypropylene	<b>KB51/P</b>	230
	<b>SEAT UPHOLSTERED</b> Group D	<b>KB71/D</b>	294
	<b>SEAT UPHOLSTERED</b> Group C & COF	<b>KB71/C</b>	301
	<b>SEAT UPHOLSTERED</b> Group B & Valencia	<b>KB71/B</b>	323
	<b>SEAT UPHOLSTERED</b> Group A & COL	<b>KB71/A</b>	352
	<b>SEAT UPHOLSTERED</b> Soft leather	<b>KB71/L</b>	370
	<b>FULLY UPHOLSTERED</b> Group D	<b>KB51/D</b>	344
	<b>FULLY UPHOLSTERED</b> Group C & COF	<b>KB51/C</b>	366
	<b>FULLY UPHOLSTERED</b> Group B & Valencia	<b>KB51/B</b>	390
	<b>FULLY UPHOLSTERED</b> Group A & COL	<b>KB51/A</b>	454
	<b>FULLY UPHOLSTERED</b> Soft leather	<b>KB51/L</b>	598

Measure: Seat only 0,45 ml / 2 feet. Fully upholstered 0,60 ml / 12 feet. For projects, please contact the factory.

Accessories	Specification	REF.	€uros
	<b>FELT</b> (Price increase per chair)	<b>ACT1</b>	11

# KABI STOOL SLED

by Pensi Design Studio







Non-stackable sled stool, available in two heights.

One-piece shell made of polypropylene + fiberglass. Upholstery options: non-upholstered, seat only upholstered and fully upholstered.

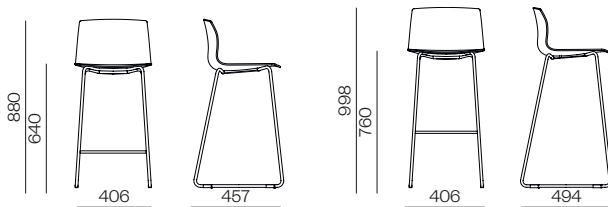
Ø14 mm steel tube sled base with powder-coated finish.

Translucent glides, felt optional.

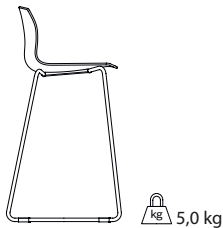
Height 640 mm  540x540x970 mm  1 unit

Height 760 mm  540x540x1.090 mm  1 unit

## Dimensions



## Drawing



## Specification

### Height 640 mm

- NON UPHOLSTERED** Polypropylene
- SEAT UPHOLSTERED** Group D
- SEAT UPHOLSTERED** Group C & COF
- SEAT UPHOLSTERED** Group B & Valencia
- SEAT UPHOLSTERED** Group A & COL
- SEAT UPHOLSTERED** Soft leather
- FULLY UPHOLSTERED** Group D
- FULLY UPHOLSTERED** Group C & COF
- FULLY UPHOLSTERED** Group B & Valencia
- FULLY UPHOLSTERED** Group A & COL
- FULLY UPHOLSTERED** Soft leather

## REF.


## €uros

<b>KB52/P</b>	216
<b>KB72/D</b>	280
<b>KB72/C</b>	290
<b>KB72/B</b>	308
<b>KB72/A</b>	337
<b>KB72/L</b>	354
<b>KB52/D</b>	329
<b>KB52/C</b>	352
<b>KB52/B</b>	377
<b>KB52/A</b>	443
<b>KB52/L</b>	585

Measure: Seat only 0,45 ml / 2 feet. Fully upholstered 0,60 ml / 12 feet. For projects, please contact the factory.

# KABI STOOL SLED

by Pensi Design Studio

Drawing	Specification	REF.	€uros
	<b>Height 760 mm</b>		
	<b>NON UPHOLSTERED</b> Polypropylene	<b>KB53/P</b>	225
	<b>SEAT UPHOLSTERED</b> Group D	<b>KB73/D</b>	290
	<b>SEAT UPHOLSTERED</b> Group C & COF	<b>KB73/C</b>	297
	<b>SEAT UPHOLSTERED</b> Group B & Valencia	<b>KB73/B</b>	318
	<b>SEAT UPHOLSTERED</b> Group A & COL	<b>KB73/A</b>	347
	<b>SEAT UPHOLSTERED</b> Soft leather	<b>KB73/L</b>	366
	<b>FULLY UPHOLSTERED</b> Group D	<b>KB53/D</b>	340
	<b>FULLY UPHOLSTERED</b> Group C & COF	<b>KB53/C</b>	361
	<b>FULLY UPHOLSTERED</b> Group B & Valencia	<b>KB53/B</b>	385
	<b>FULLY UPHOLSTERED</b> Group A & COL	<b>KB53/A</b>	449
	<b>FULLY UPHOLSTERED</b> Soft leather	<b>KB53/L</b>	592

Measure: Seat only 0,45 ml / 2 feet. Fully upholstered 0,60 ml / 12 feet. For projects, please contact the factory.

Accessories	Specification	REF.	€uros
	<b>FELT</b> (Price increase per chair)	<b>AC041</b>	14

# KABI STOOL PYRAMID

by Pensi Design Studio







Pyramidal stool without swivel, available in two heights.

One-piece shell made of polypropylene + fiberglass. Upholstery options: non-upholstered, seat only upholstered and fully upholstered.

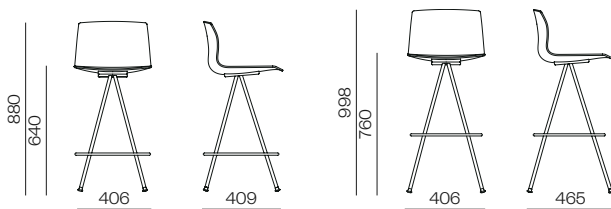
Ø 16 mm steel tube pyramidal base with footrest, powder-coated finish.

Polypropylene glides, felt optional.

Height 640 mm  540x540x970 mm  1 unit

Height 760 mm  540x540x1.090 mm  1 unit

## Dimensions



## Drawing



## Specification

### Height 640 mm

- NON UPHOLSTERED** Polypropylene
- SEAT UPHOLSTERED** Group D
- SEAT UPHOLSTERED** Group C & COF
- SEAT UPHOLSTERED** Group B & Valencia
- SEAT UPHOLSTERED** Group A & COL
- SEAT UPHOLSTERED** Soft leather
- FULLY UPHOLSTERED** Group D
- FULLY UPHOLSTERED** Group C & COF
- FULLY UPHOLSTERED** Group B & Valencia
- FULLY UPHOLSTERED** Group A & COL
- FULLY UPHOLSTERED** Soft leather

## REF.


## €uros

<b>KB54/P</b>	232
<b>KB74/D</b>	297
<b>KB74/C</b>	305
<b>KB74/B</b>	325
<b>KB74/A</b>	354
<b>KB74/L</b>	372
<b>KB54/D</b>	347
<b>KB54/C</b>	370
<b>KB54/B</b>	395
<b>KB54/A</b>	461
<b>KB54/L</b>	602

Measure: Seat only 0,45 ml / 2 feet. Fully upholstered 0,60 ml / 12 feet. For projects, please contact the factory.

# KABI STOOL PYRAMID

by Pensi Design Studio

Drawing	Specification	REF.	€uros
	<b>Height 760 mm</b>		
	<b>NON UPHOLSTERED</b> Polypropylene	<b>KB55/P</b>	237
	<b>SEAT UPHOLSTERED</b> Group D	<b>KB75/D</b>	305
	<b>SEAT UPHOLSTERED</b> Group C & COF	<b>KB75/C</b>	312
	<b>SEAT UPHOLSTERED</b> Group B & Valencia	<b>KB75/B</b>	333
	<b>SEAT UPHOLSTERED</b> Group A & COL	<b>KB75/A</b>	363
	<b>SEAT UPHOLSTERED</b> Soft leather	<b>KB75/L</b>	379
	<b>FULLY UPHOLSTERED</b> Group D	<b>KB55/D</b>	352
	<b>FULLY UPHOLSTERED</b> Group C & COF	<b>KB55/C</b>	372
	<b>FULLY UPHOLSTERED</b> Group B & Valencia	<b>KB55/B</b>	397
	<b>FULLY UPHOLSTERED</b> Group A & COL	<b>KB55/A</b>	463
	<b>FULLY UPHOLSTERED</b> Soft leather	<b>KB55/L</b>	605

Measure: Seat only 0,45 ml / 2 feet. Fully upholstered 0,60 ml / 12 feet. For projects, please contact the factory.

Accessories	Specification	REF.	€uros
	<b>FELT</b> (Price increase per chair)	<b>AC015</b>	11

# KABI STOOL WOOD LEGS

by Pensi Design Studio







Non-stackable wooden leg stool, available in two heights.

One-piece shell made of polypropylene + fiberglass. Upholstery options: non-upholstered, seat only upholstered and fully upholstered.

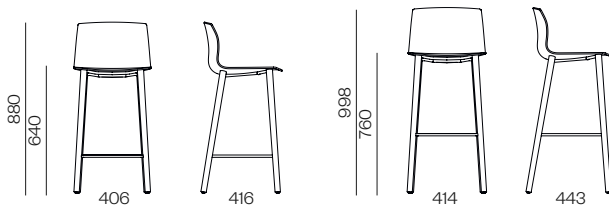
4-leg beech wood structure with natural varnish and chrome footrest. For other finishes, please check minimum order quantity and lead time with the factory.

Polypropylene glides, felt optional.

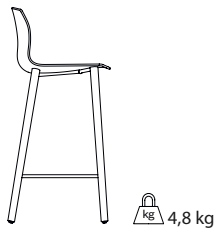
Height 640 mm  540x540x970 mm  1 unit

Height 760 mm  540x540x1.090 mm  1 unit

## Dimensions



## Drawing



## Specification

### Height 640 mm

- NON UPHOLSTERED** Polypropylene
- SEAT UPHOLSTERED** Group D
- SEAT UPHOLSTERED** Group C & COF
- SEAT UPHOLSTERED** Group B & Valencia
- SEAT UPHOLSTERED** Group A & COL
- SEAT UPHOLSTERED** Soft leather
- FULLY UPHOLSTERED** Group D
- FULLY UPHOLSTERED** Group C & COF
- FULLY UPHOLSTERED** Group B & Valencia
- FULLY UPHOLSTERED** Group A & COL
- FULLY UPHOLSTERED** Soft leather

## REF.


## €uros


<b>KB56/P</b>	398
<b>KB76/D</b>	471
<b>KB76/C</b>	478
<b>KB76/B</b>	498
<b>KB76/A</b>	528
<b>KB76/L</b>	544
<b>KB56/D</b>	520
<b>KB56/C</b>	542
<b>KB56/B</b>	568
<b>KB56/A</b>	634
<b>KB56/L</b>	776

NOTE: FOR OTHER STAINED COLOURS, ASK THE FACTORY FOR A MINIMUM LOT AND A SUPPLEMENT IN PRICE.  
Measure: Seat only 0,45 ml / 2 feet. Fully upholstered 0,60 ml / 12 feet. For projects, please contact the factory.

# KABI STOOL WOOD LEGS

by Pensi Design Studio

Drawing	Specification	REF.	€uros
	<b>Height 760 mm</b>		
	<b>NON UPHOLSTERED</b> Polypropylene	<b>KB57/P</b>	403
	<b>SEAT UPHOLSTERED</b> Group D	<b>KB77/D</b>	475
	<b>SEAT UPHOLSTERED</b> Group C & COF	<b>KB77/C</b>	484
	<b>SEAT UPHOLSTERED</b> Group B & Valencia	<b>KB77/B</b>	502
	<b>SEAT UPHOLSTERED</b> Group A & COL	<b>KB77/A</b>	533
	<b>SEAT UPHOLSTERED</b> Soft leather	<b>KB77/L</b>	550
	<b>FULLY UPHOLSTERED</b> Group D	<b>KB57/D</b>	525
	<b>FULLY UPHOLSTERED</b> Group C & COF	<b>KB57/C</b>	547
	<b>FULLY UPHOLSTERED</b> Group B & Valencia	<b>KB57/B</b>	573
	<b>FULLY UPHOLSTERED</b> Group A & COL	<b>KB57/A</b>	638
	<b>FULLY UPHOLSTERED</b> Soft leather	<b>KB57/L</b>	781
	<small>NOTE: FOR OTHER STAINED COLOURS, ASK THE FACTORY FOR A MINIMUM LOT AND A SUPPLEMENT IN PRICE. Measure: Seat only 0,45 ml / 2 feet. Fully upholstered 0,60 ml / 12 feet. For projects, please contact the factory.</small>		

Accessories	Specification	REF.	€uros
	<b>FELT</b> (Price increase per chair)	<b>ACM1</b>	13



# KLASIK

by Gabriel Teixidó



Klasik is a wrap-around chair design, born as a new contemporary icon, where craftsmanship and wood meet technology to offer a wide range of finishes and solutions.

Its warmth, elegance and comfort reflect a timeless and classic personality, ideal for any room and circumstance. Thanks to its material and versatility, this chair can be decked out in casual style or given a more formal appearance, always bringing a unique touch to every atmosphere within a same space.

A moulded wooden body lends the chair its beauty and ergonomics, strongly marking its personality and character. It also offers the option of an upholstered seat pad for greater comfort. The possibility of combining different bases make Klasik a complete and flexible family, creating a perfect collection for hospitality and corporate use, and for spaces in the home.

# KLASIK

by Gabriel Teixidó

## Variants



4 Legs



Sled



Wood Legs



Swivel



Swivel Casters

## Finishes


### Upholstery

All available fabrics and leathers can be found in our finishes book.  
Finishes book +info

### Shells




M-670 Natural Oak



M-685 American Walnut

### Metallic finishes



P-257 White Textured  
(\*RAL 9016)



P-1002 Ivory



P-249 Grey Beige  
(\*RAL 1019)



P-3010 Latte



P-893 Mocha  
(\*RAL 7006)



P-8015 Bordeaux  
(\*RAL 8015)



P-251 Rose  
(\*RAL 3017)



P-3012 Beige Red  
(\*RAL 3012)



P-250 Mustard  
(\*RAL 1015)



P-1017 Apricot-Ochre  
(\*RAL 1017)



P-254 Traffic Grey  
(\*RAL 7042)



P-3040 Mint



P-7003 Moss Grey  
(\*RAL 7003)



P-7024 Graphite Grey  
(\*RAL 7024)



P-5001 Navy Blue  
(\*RAL 5001)



P-208 Black Textured  
(\*RAL 9017)



P-246 Black  
(\*RAL 9017)

### Oxide finishes



P-261 Copper



P-262 Oxide Brown  
Textured



P-260 Anodic Bronze

### Polished / Chromed




P-225 Polished -  
P-200 Chromed

### Wooden bases



Natural Oak



American Walnut

## Upholstery options


### Non upholstered



### Seat upholstered



### Seat & back upholstered



# KLASIK 4 LEGS

by Gabriel Teixidó




Chair with or without armrests.

Seat and backrest in plywood, available in oak or walnut. Upholstery options: non-upholstered, seat pad upholstered, or seat and back pad upholstered.

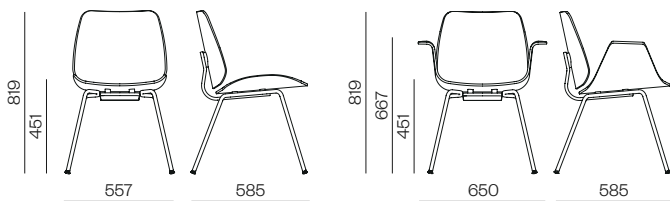
4-leg base in Ø18 mm steel tube with powder-coated or chromed finish.

Polypropylene glides, felt optional.

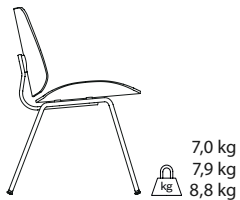
 470x410x610 mm

 1 unit

## Dimensions



## Drawing



## Specification

### Without Arms

- NON UPHOLSTERED** Wood
- SEAT UPHOLSTERED** Group D
- SEAT UPHOLSTERED** Group C & COF
- SEAT UPHOLSTERED** Group B & Valencia
- SEAT UPHOLSTERED** Group A & COL
- SEAT UPHOLSTERED** Soft leather
- SEAT & BACK UPHOLSTERED** Group D
- SEAT & BACK UPHOLSTERED** Group C & COF
- SEAT & BACK UPHOLSTERED** Group B & Valencia
- SEAT & BACK UPHOLSTERED** Group A & COL
- SEAT & BACK UPHOLSTERED** Soft leather

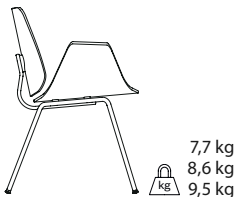
### CHROME SUPPLEMENT

Measure: Seat only 0,51 ml / 3 feet. Seat and back 0,53 ml / 6 feet. For projects, please contact the factory.

REF.	€uros	REF.	€uros
Oak		Walnut	
KL01/W	551	KL05/W	602
KL01/D	626	KL05/D	677
KL01/C	634	KL05/C	682
KL01/B	645	KL05/B	695
KL01/A	662	KL05/A	714
KL01/L	672	KL05/L	720
KL02/D	709	KL06/D	756
KL02/C	725	KL06/C	774
KL02/B	744	KL06/B	791
KL02/A	781	KL06/A	831
KL02/L	799	KL06/L	848
	55		55

# KLASIK 4 LEGS

by Gabriel Teixidó

Drawing	Specification	REF.	€uros	REF.	€uros
 <p>7,7 kg 8,6 kg 9,5 kg</p>	<b>With Arms</b>				
	<b>NON UPHOLSTERED</b> Wood	<b>KL03/W</b>	720	<b>KL07/W</b>	784
	<b>SEAT UPHOLSTERED</b> Group D	<b>KL03/D</b>	796	<b>KL07/D</b>	858
	<b>SEAT UPHOLSTERED</b> Group C & COF	<b>KL03/C</b>	801	<b>KL07/C</b>	865
	<b>SEAT UPHOLSTERED</b> Group B & Valencia	<b>KL03/B</b>	815	<b>KL07/B</b>	878
	<b>SEAT UPHOLSTERED</b> Group A & COL	<b>KL03/A</b>	834	<b>KL07/A</b>	895
	<b>SEAT UPHOLSTERED</b> Soft leather	<b>KL03/L</b>	839	<b>KL07/L</b>	903
	<b>SEAT &amp; BACK UPHOLSTERED</b> Group D	<b>KL04/D</b>	878	<b>KL08/D</b>	941
	<b>SEAT &amp; BACK UPHOLSTERED</b> Group C & COF	<b>KL04/C</b>	893	<b>KL08/C</b>	954
	<b>SEAT &amp; BACK UPHOLSTERED</b> Group B & Valencia	<b>KL04/B</b>	912	<b>KL08/B</b>	976
	<b>SEAT &amp; BACK UPHOLSTERED</b> Group A & COL	<b>KL04/A</b>	949	<b>KL08/A</b>	1.012
	<b>SEAT &amp; BACK UPHOLSTERED</b> Soft leather	<b>KL04/L</b>	967	<b>KL08/L</b>	1.032
	<b>CHROME SUPPLEMENT</b>		55		55
	Measure: Seat only 0,51 ml / 3 feet. Seat and back 0,53 ml / 6 feet. For projects, please contact the factory.				

Accessories	Specification	REF.	€uros
	<b>FELT</b> (Price increase per chair)	<b>ACK1</b>	11

# KLASIK SLED

by Gabriel Teixidó




Chair with or without armrests.

Seat and backrest in plywood, available in oak or walnut. Upholstery options: non-upholstered, seat pad upholstered, or seat and back pad upholstered.

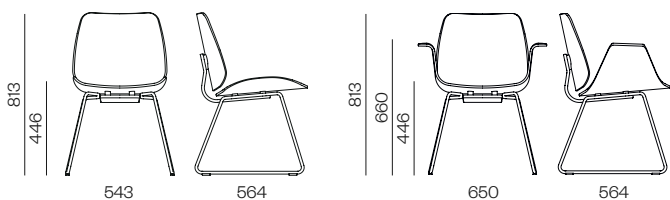
Ø14 mm steel tube sled base with powder-coated or chromed finish.

Translucent glides, felt optional.

 470x410x610 mm

 1 unit

## Dimensions



## Drawing



7,1 kg  
8,0 kg  
8,9 kg

## Specification

### Without Arms

- NON UPHOLSTERED** Wood
- SEAT UPHOLSTERED** Group D
- SEAT UPHOLSTERED** Group C & COF
- SEAT UPHOLSTERED** Group B & Valencia
- SEAT UPHOLSTERED** Group A & COL
- SEAT UPHOLSTERED** Soft leather
- SEAT & BACK UPHOLSTERED** Group D
- SEAT & BACK UPHOLSTERED** Group C & COF
- SEAT & BACK UPHOLSTERED** Group B & Valencia
- SEAT & BACK UPHOLSTERED** Group A & COL
- SEAT & BACK UPHOLSTERED** Soft leather

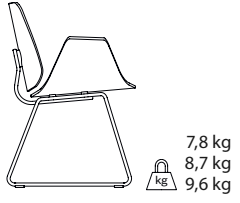
### CHROME SUPPLEMENT

Measure: Seat only 0,51 ml / 3 feet. Seat and back 0,53 ml / 6 feet. For projects, please contact the factory.

REF.	€uros	REF. €uros	
		Oak	Walnut
KL09/W	655	KL13/W	706
KL09/D	730	KL13/D	781
KL09/C	739	KL13/C	786
KL09/B	749	KL13/B	799
KL09/A	767	KL13/A	819
KL09/L	776	KL13/L	824
KL10/D	810	KL14/D	860
KL10/C	826	KL14/C	878
KL10/B	845	KL14/B	895
KL10/A	885	KL14/A	933
KL10/L	903	KL14/L	952
	55		55

# KLASIK SLED

by Gabriel Teixidó

Drawing	Specification	REF. Euros		REF. Euros	
		Oak		Walnut	
	<b>With Arms</b>				
	<b>NON UPHOLSTERED</b> Wood	<b>KL11/W</b>	819	<b>KL15/W</b>	883
	<b>SEAT UPHOLSTERED</b> Group D	<b>KL11/D</b>	893	<b>KL15/D</b>	959
	<b>SEAT UPHOLSTERED</b> Group C & COF	<b>KL11/C</b>	900	<b>KL15/C</b>	964
	<b>SEAT UPHOLSTERED</b> Group B & Valencia	<b>KL11/B</b>	912	<b>KL15/B</b>	978
	<b>SEAT UPHOLSTERED</b> Group A & COL	<b>KL11/A</b>	930	<b>KL15/A</b>	997
	<b>SEAT UPHOLSTERED</b> Soft leather	<b>KL11/L</b>	938	<b>KL15/L</b>	1.002
	<b>SEAT &amp; BACK UPHOLSTERED</b> Group D	<b>KL12/D</b>	976	<b>KL16/D</b>	1.040
	<b>SEAT &amp; BACK UPHOLSTERED</b> Group C & COF	<b>KL12/C</b>	989	<b>KL16/C</b>	1.056
	<b>SEAT &amp; BACK UPHOLSTERED</b> Group B & Valencia	<b>KL12/B</b>	1.007	<b>KL16/B</b>	1.075
	<b>SEAT &amp; BACK UPHOLSTERED</b> Group A & COL	<b>KL12/A</b>	1.047	<b>KL16/A</b>	1.111
	<b>SEAT &amp; BACK UPHOLSTERED</b> Soft leather	<b>KL12/L</b>	1.066	<b>KL16/L</b>	1.131
	<b>CHROME SUPPLEMENT</b>		55		55
	Measure: Seat only 0,51 ml / 3 feet. Seat and back 0,53 ml / 6 feet. For projects, please contact the factory.				

Accessories	Specification	REF.	Euros
	<b>FELT</b> (Price increase per chair)	<b>AC041</b>	14

# KLASIK WOOD LEGS

by Gabriel Teixidó




Chair with or without armrests.

Seat and backrest in plywood, available in oak or walnut. Upholstery options: non-upholstered, seat pad upholstered, or seat and back pad upholstered.

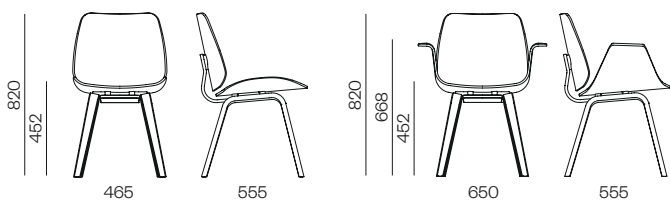
4-leg plywood base in natural oak or walnut, with natural varnish.

Polypropylene glides, felt optional.

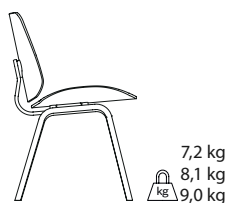
 470x410x610 mm

 1 unit

## Dimensions



## Drawing



## Specification

### Without Arms

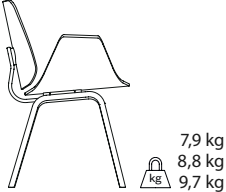
<b>NON UPHOLSTERED</b> Wood
<b>SEAT UPHOLSTERED</b> Group D
<b>SEAT UPHOLSTERED</b> Group C & COF
<b>SEAT UPHOLSTERED</b> Group B & Valencia
<b>SEAT UPHOLSTERED</b> Group A & COL
<b>SEAT UPHOLSTERED</b> Soft leather
<b>SEAT &amp; BACK UPHOLSTERED</b> Group D
<b>SEAT &amp; BACK UPHOLSTERED</b> Group C & COF
<b>SEAT &amp; BACK UPHOLSTERED</b> Group B & Valencia
<b>SEAT &amp; BACK UPHOLSTERED</b> Group A & COL
<b>SEAT &amp; BACK UPHOLSTERED</b> Soft leather


Measure: Seat only 0,51 ml / 3 feet. Seat and back 0,53 ml / 6 feet. For projects, please contact the factory.

REF.	€uros	REF. €uros	
		Oak	Walnut
KL33/W	744	KL37/W	791
KL33/D	819	KL37/D	869
KL33/C	824	KL37/C	874
KL33/B	837	KL37/B	888
KL33/A	855	KL37/A	906
KL33/L	860	KL37/L	912
KL34/D	898	KL38/D	949
KL34/C	914	KL38/C	964
KL34/B	933	KL38/B	984
KL34/A	971	KL38/A	1.022
KL34/L	989	KL38/L	1.040

# KLASIK WOOD LEGS

by Gabriel Teixidó

Drawing	Specification	REF.	€uros	REF.	€uros
	<b>With Arms</b>				
	<b>NON UPHOLSTERED</b> Wood	<b>KL35/W</b>	912	<b>KL39/W</b>	976
	<b>SEAT UPHOLSTERED</b> Group D	<b>KL35/D</b>	987	<b>KL39/D</b>	1.050
	<b>SEAT UPHOLSTERED</b> Group C & COF	<b>KL35/C</b>	994	<b>KL39/C</b>	1.056
	<b>SEAT UPHOLSTERED</b> Group B & Valencia	<b>KL35/B</b>	1.005	<b>KL39/B</b>	1.068
	<b>SEAT UPHOLSTERED</b> Group A & COL	<b>KL35/A</b>	1.024	<b>KL39/A</b>	1.088
	<b>SEAT UPHOLSTERED</b> Soft leather	<b>KL35/L</b>	1.032	<b>KL39/L</b>	1.093
	<b>SEAT &amp; BACK UPHOLSTERED</b> Group D	<b>KL36/D</b>	1.066	<b>KL40/D</b>	1.131
	<b>SEAT &amp; BACK UPHOLSTERED</b> Group C & COF	<b>KL36/C</b>	1.082	<b>KL40/C</b>	1.146
	<b>SEAT &amp; BACK UPHOLSTERED</b> Group B & Valencia	<b>KL36/B</b>	1.101	<b>KL40/B</b>	1.165
	<b>SEAT &amp; BACK UPHOLSTERED</b> Group A & COL	<b>KL36/A</b>	1.141	<b>KL40/A</b>	1.202
	<b>SEAT &amp; BACK UPHOLSTERED</b> Soft leather	<b>KL36/L</b>	1.156	<b>KL40/L</b>	1.220
	Measure: Seat only 0,51 ml / 3 feet. Seat and back 0,53 ml / 6 feet. For projects, please contact the factory.				

Accessories	Specification	REF.	€uros
	<b>FELT</b> (Price increase per chair)	<b>ACM1</b>	13

# KLASIK SWIVEL

by Gabriel Teixidó




Pyramidal chair with fixed height and swivel, with or without armrests.

Seat and backrest in plywood, available in oak or walnut. Upholstery options: non-upholstered, seat pad upholstered, or seat and back pad upholstered.

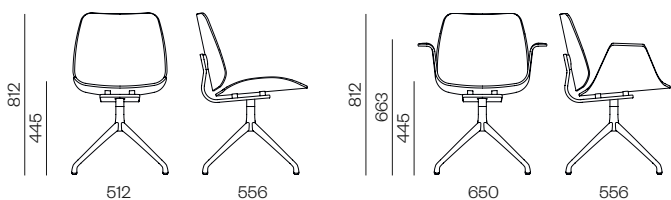
Swivel pyramidal base with 4 spokes, in die-cast aluminium, with powder-coated or polished finish.

Polypropylene glides, felt optional.

 470x410x610 mm

 1 unit

## Dimensions



## Drawing



8,5 kg  
9,4 kg  
10,3 kg

## Specification

### Without Arms

- NON UPHOLSTERED** Wood
- SEAT UPHOLSTERED** Group D
- SEAT UPHOLSTERED** Group C & COF
- SEAT UPHOLSTERED** Group B & Valencia
- SEAT UPHOLSTERED** Group A & COL
- SEAT UPHOLSTERED** Soft leather
- SEAT & BACK UPHOLSTERED** Group D
- SEAT & BACK UPHOLSTERED** Group C & COF
- SEAT & BACK UPHOLSTERED** Group B & Valencia
- SEAT & BACK UPHOLSTERED** Group A & COL
- SEAT & BACK UPHOLSTERED** Soft leather

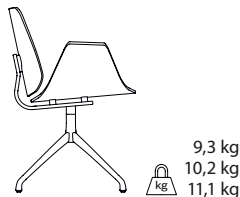
### POLISHED BASE SUPPLEMENT P-225

Measure: Seat only 0,51 ml / 3 feet. Seat and back 0,53 ml / 6 feet. For projects, please contact the factory.

REF.	€uros	REF. €uros	
		Oak	Walnut
KL17/W	890	KL21/W	938
KL17/D	964	KL21/D	1.012
KL17/C	971	KL21/C	1.022
KL17/B	984	KL21/B	1.032
KL17/A	1.002	KL21/A	1.050
KL17/L	1.007	KL21/L	1.058
KL18/D	1.045	KL22/D	1.093
KL18/C	1.061	KL22/C	1.109
KL18/B	1.080	KL22/B	1.128
KL18/A	1.119	KL22/A	1.167
KL18/L	1.136	KL22/L	1.184
	63		63

# KLASIK SWIVEL

by Gabriel Teixidó

Drawing	Specification	REF.	€uros	REF.	€uros
	<b>With Arms</b>				
	<b>NON UPHOLSTERED</b> Wood	<b>KL19/W</b>	1.053	<b>KL23/W</b>	1.114
	<b>SEAT UPHOLSTERED</b> Group D	<b>KL19/D</b>	1.128	<b>KL23/D</b>	1.191
	<b>SEAT UPHOLSTERED</b> Group C & COF	<b>KL19/C</b>	1.136	<b>KL23/C</b>	1.197
	<b>SEAT UPHOLSTERED</b> Group B & Valencia	<b>KL19/B</b>	1.146	<b>KL23/B</b>	1.210
	<b>SEAT UPHOLSTERED</b> Group A & COL	<b>KL19/A</b>	1.165	<b>KL23/A</b>	1.230
	<b>SEAT UPHOLSTERED</b> Soft leather	<b>KL19/L</b>	1.173	<b>KL23/L</b>	1.235
	<b>SEAT &amp; BACK UPHOLSTERED</b> Group D	<b>KL20/D</b>	1.210	<b>KL24/D</b>	1.272
	<b>SEAT &amp; BACK UPHOLSTERED</b> Group C & COF	<b>KL20/C</b>	1.223	<b>KL24/C</b>	1.288
	<b>SEAT &amp; BACK UPHOLSTERED</b> Group B & Valencia	<b>KL20/B</b>	1.243	<b>KL24/B</b>	1.307
	<b>SEAT &amp; BACK UPHOLSTERED</b> Group A & COL	<b>KL20/A</b>	1.283	<b>KL24/A</b>	1.344
	<b>SEAT &amp; BACK UPHOLSTERED</b> Soft leather	<b>KL20/L</b>	1.301	<b>KL24/L</b>	1.362
	<b>POLISHED BASE SUPPLEMENT P-225</b>		63		63
	Measure: Seat only 0,51 ml / 3 feet. Seat and back 0,53 ml / 6 feet. For projects, please contact the factory.				

Accessories	Specification	REF.	€uros
	<b>FELT</b> (Price increase per chair)	<b>ACPI</b>	15

# KLASIK SWIVEL WITH CASTERS

by Gabriel Teixidó




Pyramidal chair with fixed height and swivel, with or without armrests.

Seat and backrest in plywood, available in oak or walnut. Upholstery options: non-upholstered, seat pad upholstered, or seat and back pad upholstered.

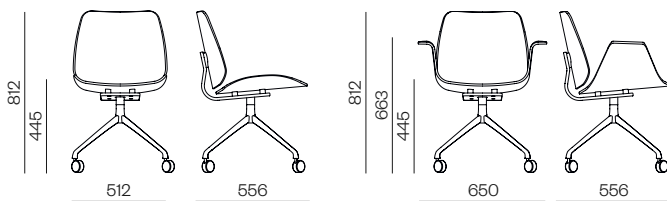
Swivel pyramidal base with 4 spokes, in die-cast aluminium, with powder-coated or polished finish.

Hard or soft casters.

 470x410x610 mm

 1 unit

## Dimensions



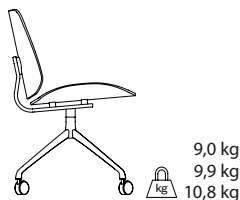
## Drawing

## Specification

REF.	€uros	REF.	€uros
Oak		Walnut	
KL25/W	839	KL29/W	890
KL25/D	914	KL29/D	964
KL25/C	923	KL29/C	971
KL25/B	933	KL29/B	984
KL25/A	952	KL29/A	1.002
KL25/L	959	KL29/L	1.007
KL26/D	994	KL30/D	1.045
KL26/C	1.010	KL30/C	1.061
KL26/B	1.029	KL30/B	1.080
KL26/A	1.068	KL30/A	1.119
KL26/L	1.085	KL30/L	1.136
POLISHED BASE SUPPLEMENT P-225		26	

### Without Arms

- NON UPHOLSTERED Wood
- SEAT UPHOLSTERED Group D
- SEAT UPHOLSTERED Group C & COF
- SEAT UPHOLSTERED Group B & Valencia
- SEAT UPHOLSTERED Group A & COL
- SEAT UPHOLSTERED Soft leather
- SEAT & BACK UPHOLSTERED Group D
- SEAT & BACK UPHOLSTERED Group C & COF
- SEAT & BACK UPHOLSTERED Group B & Valencia
- SEAT & BACK UPHOLSTERED Group A & COL
- SEAT & BACK UPHOLSTERED Soft leather
- POLISHED BASE SUPPLEMENT P-225



NOTE: SPECIFY SOFT OR HARD CASTERS. IF THERE IS NO SPECIFICATION HARD CASTERS WILL BE SENT.  
Measure: Seat only 0,51 m / 3 feet. Seat and back 0,53 m / 6 feet. For projects, please contact the factory.

# KLASIK SWIVEL WITH CASTERS

by Gabriel Teixidó

## Drawing



9,8 kg  
10,7 kg  
11,6 kg

## Specification

### With Arms

<b>NON UPHOLSTERED</b> Wood
<b>SEAT UPHOLSTERED</b> Group D
<b>SEAT UPHOLSTERED</b> Group C & COF
<b>SEAT UPHOLSTERED</b> Group B & Valencia
<b>SEAT UPHOLSTERED</b> Group A & COL
<b>SEAT UPHOLSTERED</b> Soft leather
<b>SEAT &amp; BACK UPHOLSTERED</b> Group D
<b>SEAT &amp; BACK UPHOLSTERED</b> Group C & COF
<b>SEAT &amp; BACK UPHOLSTERED</b> Group B & Valencia
<b>SEAT &amp; BACK UPHOLSTERED</b> Group A & COL
<b>SEAT &amp; BACK UPHOLSTERED</b> Soft leather
<b>POLISHED BASE SUPPLEMENT P-225</b>

REF.	€uros	REF.	€uros
Oak		Walnut	
KL27/W	1.002	KL31/W	1.066
KL27/D	1.077	KL31/D	1.141
KL27/C	1.085	KL31/C	1.149
KL27/B	1.096	KL31/B	1.160
KL27/A	1.114	KL31/A	1.179
KL27/L	1.122	KL31/L	1.186
KL28/D	1.156	KL32/D	1.220
KL28/C	1.173	KL32/C	1.238
KL28/B	1.191	KL32/B	1.255
KL28/A	1.232	KL32/A	1.295
KL28/L	1.248	KL32/L	1.312
	26		26

NOTE: SPECIFY SOFT OR HARD CASTERS. IF THERE IS NO SPECIFICATION HARD CASTERS WILL BE SENT.  
Measure: Seat only 0,51 ml / 3 feet. Seat and back 0,53 ml / 6 feet. For projects, please contact the factory.

NEW  
**LAINO**  
by Ander Lizaso



Laino, which means “cloud” in Basque, is a chair family designed to provide maximum comfort through soft, enveloping shapes. Its seat and backrest, defined by a double curvature, naturally follow the body, while the slight movement of the backrest and its padded upholstery offer a feeling of comfort.

Laino is available with a wide range of robust and visually striking bases, creating a balanced contrast between the softness of the seat and its structural stability.

This collection is ideal for hospitality, meeting rooms, and contract projects where comfort and well-being make all the difference.

# LAINO

by Ander Lizaso

## Variants



4 Legs



Cantilever



Pyramid Tube



Swivel



Swivel Casters



Office




Stool 4 Legs

## Finishes


### Upholstery

All available fabrics and leathers can be found in our finishes book.  
Finishes book +info

### Metallic finishes



P-257 White Textured  
(\*RAL 9016)



P-1002 Ivory



P-249 Grey Beige  
(\*RAL 1019)



P-3010 Latte



P-893 Mocha  
(\*RAL 7006)



P-8015 Bordeaux  
(\*RAL 8015)



P-251 Rose  
(\*RAL 3017)



P-3012 Beige Red  
(\*RAL 3012)



P-250 Mustard  
(\*RAL 1015)



P-1017 Apricot-Ochre  
(\*RAL 1017)



P-254 Traffic Grey  
(\*RAL 7042)



P-3040 Mint



P-7003 Moss Grey  
(\*RAL 7003)



P-7024 Graphite Grey  
(\*RAL 7024)



P-5001 Navy Blue  
(\*RAL 5001)




P-208 Black Textured  
(\*RAL 9017)




P-246 Black  
(\*RAL 9017)

### Oxide finishes



P-261 Copper



P-262 Oxide Brown  
Textured



P-260 Anodic Bronze

### Polished / Chromed



P-225 Polished -  
P-200 Chromed

# LAINO 4 LEGS

by Ander Lizaso



Upholstered chair with or without armrests.

Seat and backrest upholstered over a beech plywood core with multi-density foam. Backrest with flexible support.

Ø25 mm steel tube frame with powder-coated finish.

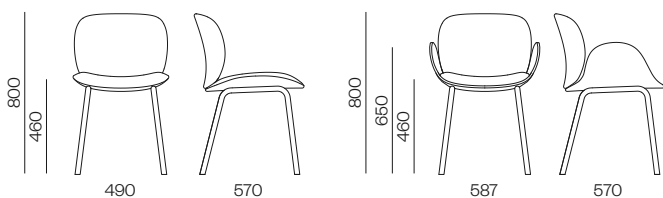
Polypropylene glides, felt optional.

 680x570x870 mm

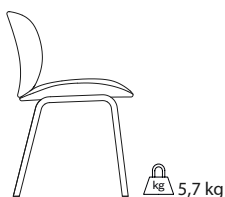
 1 unit

 AVAILABLE FOR DELIVERY FROM JULY 1ST.

## Dimensions



## Drawing



## Specification

### Without Arms


- FULLY UPHOLSTERED** Group D
- FULLY UPHOLSTERED** Group C & COF
- FULLY UPHOLSTERED** Group B & Valencia
- FULLY UPHOLSTERED** Group A

Measure: Fully upholstered 1,05 ml / 10 feet. For projects, please contact the factory.

## REF.

## €uros

LN01/D	388
LN01/C	424
LN01/B	473
LN01/A	550



### With Arms

- FULLY UPHOLSTERED** Group D
- FULLY UPHOLSTERED** Group C & COF
- FULLY UPHOLSTERED** Group B & Valencia
- FULLY UPHOLSTERED** Group A

Measure: Fully upholstered 1,55 ml / 16 feet. For projects, please contact the factory.

LN02/D	512
LN02/C	562
LN02/B	632
LN02/A	742

## Accessories



## Specification

**FELT** (Price increase per chair)

## REF.

## €uros

ACX01	11
-------	----

# LAINO CANTILEVER

by Ander Lizaso



Upholstered chair with or without armrests.

Seat and backrest upholstered over a beech plywood core with multi-density foam. Backrest with flexible support.

Ø25 mm steel tube cantilever base with powder-coated finish.

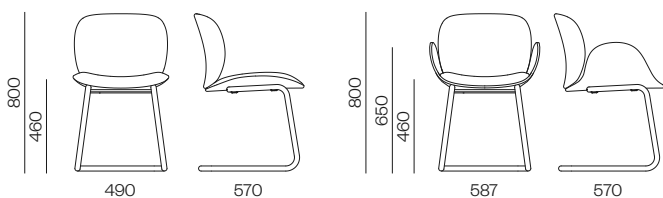
Polypropylene glides, felt optional.

 680x570x870 mm

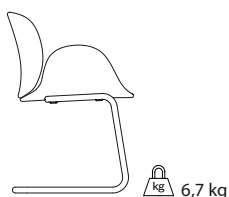
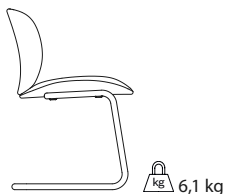
 1 unit

 AVAILABLE FOR DELIVERY FROM JULY 1ST.

## Dimensions



## Drawing



## Specification

### Without Arms

- FULLY UPHOLSTERED** Group D
- FULLY UPHOLSTERED** Group C & COF
- FULLY UPHOLSTERED** Group B & Valencia
- FULLY UPHOLSTERED** Group A

Measure: Fully upholstered 1,05 m / 10 feet. For projects, please contact the factory.

### With Arms

- FULLY UPHOLSTERED** Group D
- FULLY UPHOLSTERED** Group C & COF
- FULLY UPHOLSTERED** Group B & Valencia
- FULLY UPHOLSTERED** Group A

Measure: Fully upholstered 1,55 m / 16 feet. For projects, please contact the factory.

REF.

€uros

LN03/D	473
LN03/C	508
LN03/B	557
LN03/A	634

LN04/D	597
LN04/C	646
LN04/B	716
LN04/A	826

## Accessories



## Specification

**FELT** (Price increase per chair)

REF.

€uros

AC112	15
-------	----

# LAINO PYRAMID TUBE

by Ander Lizaso



Upholstered chair with or without armrests.

Seat and backrest upholstered over a beech plywood core with multi-density foam. Backrest with flexible support.

Fixed base with 4-spokes steel tube in Ø20 mm powder-coated finish.

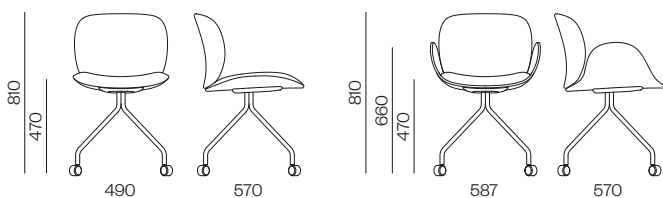
Hard or soft casters.

 680x570x870 mm

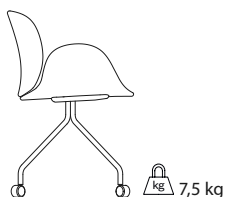
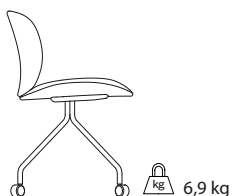
 1 unit

 AVAILABLE FOR DELIVERY FROM JULY 1ST.

## Dimensions



## Drawing



## Specification

### Without Arms

- FULLY UPHOLSTERED** Group D
- FULLY UPHOLSTERED** Group C & COF
- FULLY UPHOLSTERED** Group B & Valencia
- FULLY UPHOLSTERED** Group A

Measure: Fully upholstered 1,05 ml / 10 feet. For projects, please contact the factory.

### With Arms

- FULLY UPHOLSTERED** Group D
- FULLY UPHOLSTERED** Group C & COF
- FULLY UPHOLSTERED** Group B & Valencia
- FULLY UPHOLSTERED** Group A

NOTE: SPECIFY SOFT OR HARD CASTERS. IF THERE IS NO SPECIFICATION HARD CASTERS WILL BE SENT.  
Measure: Fully upholstered 1,55 ml / 16 feet. For projects, please contact the factory.

## REF.

## €uros

LN05/D	498
LN05/C	534
LN05/B	583
LN05/A	660

LN06/D	622
LN06/C	672
LN06/B	742
LN06/A	852

# LAINO SWIVEL

by Ander Lizaso




Upholstered pyramidal chair with fixed height and swivel, with or without armrests.

Seat and backrest upholstered over a beech plywood core with multi-density foam. Backrest with flexible support.

Swivel pyramidal base with 4 spokes, in die-cast aluminium, with powder-coated or polished finish.

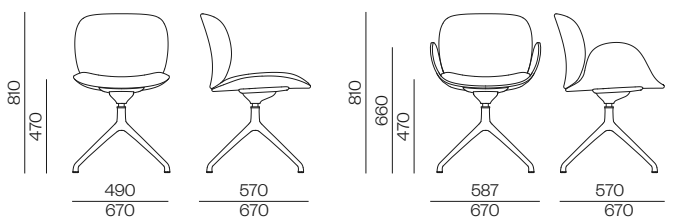
Polypropylene glides, felt optional.

 680x570x870 mm

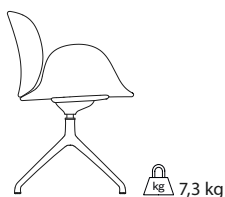
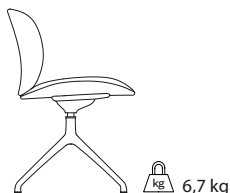
 1 unit

 AVAILABLE FOR DELIVERY FROM JULY 1ST.

## Dimensions



## Drawing



## Specification

### Without Arms

- FULLY UPHOLSTERED Group D
- FULLY UPHOLSTERED Group C & COF
- FULLY UPHOLSTERED Group B & Valencia
- FULLY UPHOLSTERED Group A
- POLISHED BASE SUPPLEMENT P-225

Measure: Fully upholstered 1,05 ml / 10 feet. For projects, please contact the factory.

### With Arms

- FULLY UPHOLSTERED Group D
- FULLY UPHOLSTERED Group C & COF
- FULLY UPHOLSTERED Group B & Valencia
- FULLY UPHOLSTERED Group A
- POLISHED BASE SUPPLEMENT P-225

Measure: Fully upholstered 1,55 ml / 16 feet. For projects, please contact the factory.

## REF.

## €uros

LN09/D	587
LN09/C	622
LN09/B	672
LN09/A	749
	27

LN10/D	711
LN10/C	761
LN10/B	831
LN10/A	941
	27

# LAINO SWIVEL WITH CASTERS

by Ander Lizaso




Upholstered pyramidal chair with fixed height and swivel, with or without armrests.

Seat and backrest upholstered over a beech plywood core with multi-density foam. Backrest with flexible support.

Swivel pyramidal base with 4 spokes, in die-cast aluminium, with powder-coated or polished finish.

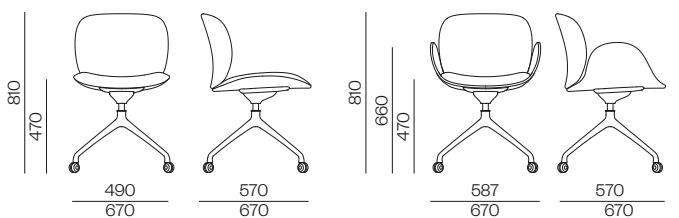
Hard or soft casters.

 680x570x870 mm

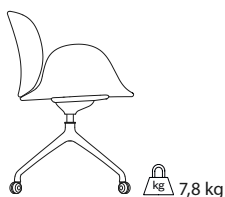
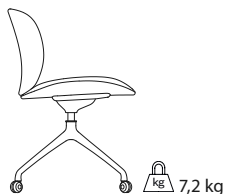
 1 unit

 AVAILABLE FOR DELIVERY FROM JULY 1ST.

## Dimensions



## Drawing



## Specification

### Without Arms

- FULLY UPHOLSTERED Group D
- FULLY UPHOLSTERED Group C & COF
- FULLY UPHOLSTERED Group B & Valencia
- FULLY UPHOLSTERED Group A
- POLISHED BASE SUPPLEMENT P-225

Measure: Fully upholstered 1,05 ml / 10 feet. For projects, please contact the factory.

### With Arms

- FULLY UPHOLSTERED Group D
- FULLY UPHOLSTERED Group C & COF
- FULLY UPHOLSTERED Group B & Valencia
- FULLY UPHOLSTERED Group A
- POLISHED BASE SUPPLEMENT P-225

NOTE: SPECIFY SOFT OR HARD CASTERS. IF THERE IS NO SPECIFICATION HARD CASTERS WILL BE SENT.  
Measure: Fully upholstered 1,55 ml / 16 feet. For projects, please contact the factory.

## REF.

## €uros

LN11/D	611
LN11/C	646
LN11/B	696
LN11/A	773
	27
LN12/D	735
LN12/C	785
LN12/B	855
LN12/A	965
	27

# LAINO OFFICE

by Ander Lizaso



Upholstered chair with or without armrests.

Seat and backrest upholstered over a beech plywood core with multi-density foam. Backrest with flexible support.

5-star swivel base with gas cylinder height adjustment via gas lift. Aluminium base powder-coated or polish finish.

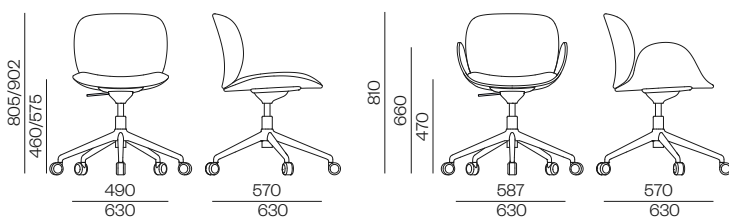
Hard or soft casters.

 630x630x580 mm

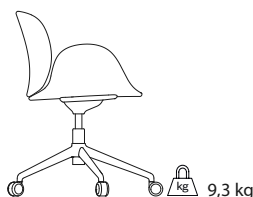
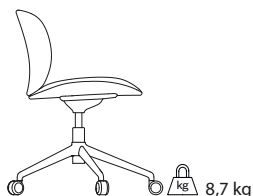
 1 unit

 AVAILABLE FOR DELIVERY FROM JULY 1ST.

## Dimensions



## Drawing



## Specification

### Without Arms

- FULLY UPHOLSTERED Group D
- FULLY UPHOLSTERED Group C & COF
- FULLY UPHOLSTERED Group B & Valencia
- FULLY UPHOLSTERED Group A
- POLISHED BASE SUPPLEMENT P-225

Measure: Fully upholstered 1,05 m / 10 feet. For projects, please contact the factory.

### With Arms

- FULLY UPHOLSTERED Group D
- FULLY UPHOLSTERED Group C & COF
- FULLY UPHOLSTERED Group B & Valencia
- FULLY UPHOLSTERED Group A
- POLISHED BASE SUPPLEMENT P-225

NOTE: SPECIFY SOFT OR HARD CASTERS. IF THERE IS NO SPECIFICATION HARD CASTERS WILL BE SENT.  
Measure: Fully upholstered 1,55 m / 16 feet. For projects, please contact the factory.

## REF.

## €uros

LN07/D	550
LN07/C	585
LN07/B	634
LN07/A	711
	27
LN08/D	674
LN08/C	723
LN08/B	793
LN08/A	903
	27

# LAINO STOOL 4 LEGS

by Ander Lizaso



Upholstered stool with or without armrests.

Seat and backrest upholstered over a beech plywood core with multi-density foam. Backrest with flexible support.

Ø25 mm steel tube frame with powder-coated finish.

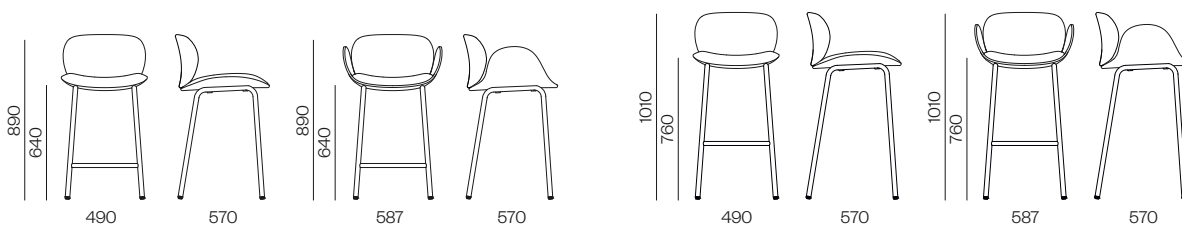
Polypropylene glides, felt optional.

 680x570x1080 mm

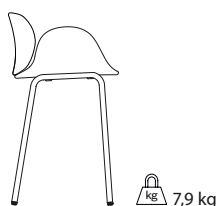
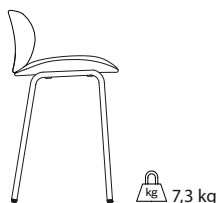
 1 unit

 AVAILABLE FOR DELIVERY FROM JULY 1ST.

## Dimensions



## Drawing



## Specification

### Without Arms

- FULLY UPHOLSTERED Group D
- FULLY UPHOLSTERED Group C & COF
- FULLY UPHOLSTERED Group B & Valencia
- FULLY UPHOLSTERED Group A

Measure: Fully upholstered 1,05 ml / 10 feet. For projects, please contact the factory.

### With Arms

- FULLY UPHOLSTERED Group D
- FULLY UPHOLSTERED Group C & COF
- FULLY UPHOLSTERED Group B & Valencia
- FULLY UPHOLSTERED Group A

Measure: Fully upholstered 1,55 ml / 16 feet. For projects, please contact the factory.

REF.	€uros	REF.	€uros
Height 640 mm		Height 760 mm	
LN20/D	456	LN22/D	463
LN20/C	491	LN22/C	498
LN20/B	541	LN22/B	548
LN20/A	618	LN22/A	625

REF.	€uros	REF.	€uros
Height 640 mm		Height 760 mm	
LN21/D	580	LN23/D	587
LN21/C	630	LN23/C	637
LN21/B	700	LN23/B	707
LN21/A	810	LN23/A	817

## Accessories

## Specification



FELT (Price increase per chair)

REF.	€uros
ACX01	11



# LUR

by Pensi Design Studio



Lur is a chair family characterized by an enveloping design with rounded, organic contours. The polypropylene one-shell, as comfortable as it is versatile, is available in a new range of colours.

The collection offers infinite configuration options thanks to the variety of fabrics and upholstery alternatives (seat pad upholstered, front upholstered or fully upholstered), as well as a wide selection of bases, which makes Lur an especially polyvalent collection.

A transversal and functional design, for all types of environments and markets.

# LUR

by Pensi Design Studio

## Variants

---



4 Legs



Sled



Pyramid Tube



Swivel Casters



Pyramid  
Aluminium Base  
NEW



Pyramid  
Wood Base



4 Legs Wood



4 Legs with Frame



Office



Beam



Beam

## Finishes

### Upholstery

All available fabrics and leathers can be found in our finishes book.  
Finishes book +info

#### 100% recyclable plastics



C-002 Black  
(\*RAL 9004)



C-7020 Navy Blue



C-879 Graphite Grey  
(\*RAL 7024)



C-3040 Mint



C-2050 Ochre



C-5040 Bordeaux



C-3030 Terracota



C-3010 Latte



C-1002 Ivory

#### 100% recycled and recyclable plastics




C-2010 Green Beige



C-3020 Light Brown

#### Metallic finishes



P-257 White Textured  
(\*RAL 9016)



P-1002 Ivory



P-249 Grey Beige  
(\*RAL 1019)



P-3010 Latte



P-893 Mocha  
(\*RAL 7006)



P-8016 Bordeaux  
(\*RAL 8015)



P-251 Rose  
(\*RAL 3017)



P-3012 Beige Red  
(\*RAL 3012)



P-250 Mustard  
(\*RAL 1015)



P-1017 Apricot-Ochre  
(\*RAL 1017)



P-254 Traffic Grey  
(\*RAL 7042)



P-3040 Mint



P-7003 Moss Grey  
(\*RAL 7003)



P-7024 Graphite Grey  
(\*RAL 7024)



P-5001 Navy Blue  
(\*RAL 5001)




P-208 Black Textured  
(\*RAL 9017)




P-246 Black  
(\*RAL 9017)


#### Oxide finishes



P-261 Copper



P-262 Oxide Brown  
Textured



P-260 Anodic Bronze

#### Polished / Chromed




P-225 Polished -  
P-200 Chromed

#### Wooden bases



Natural Oak




Smoke Stained Oak




Black Stained Oak


#### Laminates




M-817 White Polar



M-825 Sahara



M-821 Rose



M-824 Red Clay



M-822 Olive Green



M-823 Grey Clay



M-814 Oak Aurora



M-826 Oak Mesura



M-819 Walnut Slow



M-827 Siroko Walnut



M-820 Oak Sinatra



M-816 Oak Azabache



M-818 Graphite

# LUR

by Pensi Design Studio

## Edges according to tabletop material

---

### Straight edges

Laminate

 19 mm



## Upholstery options

---

### Non upholstered



### Seat upholstered



### Front upholstered



### Fully upholstered



### Seat upholstered extra soft



### Fully upholstered extra soft



# LUR 4 LEGS

by Pensi Design Studio




Non-stackable chair with armrests.

One-piece shell made of polypropylene + fiberglass. Upholstery options: non-upholstered, seat pad upholstered, front-upholstered or fully upholstered. Optional extra-soft padding.

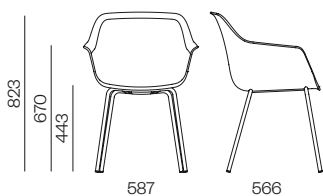
4-leg base in Ø18 mm steel tube with powder-coated or chrome finish.

Polypropylene glides, felt optional.

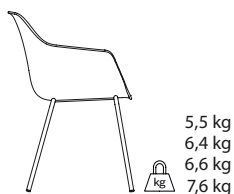
 670x570x870 mm

 1 unit

## Dimensions



## Drawing



## Specification

### Lur 4 Legs

<b>NON UPHOLSTERED</b> Polypropylene
<b>SEAT UPHOLSTERED</b> Group D
<b>SEAT UPHOLSTERED</b> Group C & COF
<b>SEAT UPHOLSTERED</b> Group B & Valencia
<b>SEAT UPHOLSTERED</b> Group A & COL
<b>SEAT UPHOLSTERED</b> Soft leather
<b>FRONT UPHOLSTERED</b> Group D
<b>FRONT UPHOLSTERED</b> Group C & COF
<b>FRONT UPHOLSTERED</b> Group B & Valencia
<b>FRONT UPHOLSTERED</b> Group A
<b>FRONT UPHOLSTERED</b> Soft leather
<b>FULLY UPHOLSTERED</b> Group D
<b>FULLY UPHOLSTERED</b> Group C & COF
<b>FULLY UPHOLSTERED</b> Group B & Valencia
<b>FULLY UPHOLSTERED</b> Group A
<b>CHROME SUPPLEMENT</b>

## REF.

## €uros

<b>LR01/P</b>	217
<b>LR01/D</b>	283
<b>LR01/C</b>	291
<b>LR01/B</b>	311
<b>LR01/A</b>	338
<b>LR01/L</b>	344
<b>LR02/D</b>	484
<b>LR02/C</b>	502
<b>LR02/B</b>	535
<b>LR02/A</b>	592
<b>LR02/L</b>	758
<b>LR03/D</b>	487
<b>LR03/C</b>	534
<b>LR03/B</b>	606
<b>LR03/A</b>	711
	49

Measure: Seat only 0,55 ml / 4 feet. Front upholstered 0,77 ml / 11 feet. Fully upholstered 1,5 ml. For projects, please contact the factory.

## Accessories

## Specification

## REF.

## €uros



**FELT** (Price increase per chair)

**AC091** 11



**"EXTRA SOFT"**  
Seat only

**AC107** 14

**"EXTRA SOFT"**  
Fully upholstered

**AC108** 29

# LUR SLED

by Pensi Design Studio




Non-stackable chair with armrests.

One-piece shell made of polypropylene + fiberglass. Upholstery options: non-upholstered, seat pad upholstered, front-upholstered or fully upholstered. Optional extra-soft padding.

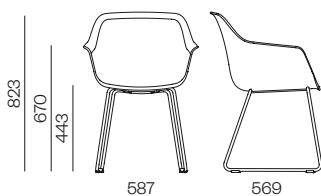
Ø14 mm steel tube sled base with powder-coated or chrome finish.

Translucent glides, felt optional.

 670x570x870 mm

 1 unit

## Dimensions



## Drawing

## Specification

REF.

€uros

### Lur Sled

- NON UPHOLSTERED** Polypropylene
- SEAT UPHOLSTERED** Group D
- SEAT UPHOLSTERED** Group C & COF
- SEAT UPHOLSTERED** Group B & Valencia
- SEAT UPHOLSTERED** Group A & COL
- SEAT UPHOLSTERED** Soft leather
- FRONT UPHOLSTERED** Group D
- FRONT UPHOLSTERED** Group C & COF
- FRONT UPHOLSTERED** Group B & Valencia
- FRONT UPHOLSTERED** Group A
- FRONT UPHOLSTERED** Soft leather
- FULLY UPHOLSTERED** Group D
- FULLY UPHOLSTERED** Group C & COF
- FULLY UPHOLSTERED** Group B & Valencia
- FULLY UPHOLSTERED** Group A
- CHROME SUPPLEMENT**

LR04/P	247
LR04/D	314
LR04/C	323
LR04/B	342
LR04/A	370
LR04/L	376
LR05/D	515
LR05/C	534
LR05/B	567
LR05/A	624
LR05/L	788
LR06/D	519
LR06/C	566
LR06/B	638
LR06/A	744
	38



6,0 kg  
6,9 kg  
7,1 kg  
8,1 kg

Measure: Seat only 0,55 ml / 4 feet. Front upholstered 0,77 ml / 11 feet. Fully upholstered 1,5 ml. For projects, please contact the factory.

## Accessories

## Specification

REF.

€uros



**FELT** (Price increase per chair)

AC041	14
-------	----



**"EXTRA SOFT"**  
Seat only

AC107	14
-------	----

**"EXTRA SOFT"**  
Fully upholstered

AC108	29
-------	----

# LUR PYRAMID TUBE

by Pensi Design Studio



Pyramidal chair without swivel, with armrests.

One-piece shell made of polypropylene + fiberglass. Upholstery options: non-upholstered, seat pad upholstered, front-upholstered or fully upholstered. Optional extra-soft padding.

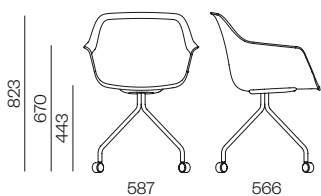
Fixed base with 4-spokes steel tube in Ø20 mm powder-coated finish.

Hard or soft casters.

 670x570x870 mm

 1 unit

## Dimensions



## Drawing



5,5 kg  
6,4 kg  
6,6 kg  
7,6 kg

## Specification

### Lur Pyramid Tube

<b>NON UPHOLSTERED</b> Polypropylene
<b>SEAT UPHOLSTERED</b> Group D
<b>SEAT UPHOLSTERED</b> Group C & COF
<b>SEAT UPHOLSTERED</b> Group B & Valencia
<b>SEAT UPHOLSTERED</b> Group A & COL
<b>SEAT UPHOLSTERED</b> Soft leather
<b>FRONT UPHOLSTERED</b> Group D
<b>FRONT UPHOLSTERED</b> Group C & COF
<b>FRONT UPHOLSTERED</b> Group B & Valencia
<b>FRONT UPHOLSTERED</b> Group A
<b>FRONT UPHOLSTERED</b> Soft leather
<b>FULLY UPHOLSTERED</b> Group D
<b>FULLY UPHOLSTERED</b> Group C & COF
<b>FULLY UPHOLSTERED</b> Group B & Valencia
<b>FULLY UPHOLSTERED</b> Group A

## REF.

## €uros

<b>LR07/P</b>	291
<b>LR07/D</b>	359
<b>LR07/C</b>	366
<b>LR07/B</b>	385
<b>LR07/A</b>	414
<b>LR07/L</b>	420
<b>LR08/D</b>	558
<b>LR08/C</b>	578
<b>LR08/B</b>	610
<b>LR08/A</b>	669
<b>LR08/L</b>	832
<b>LR09/D</b>	564
<b>LR09/C</b>	609
<b>LR09/B</b>	681
<b>LR09/A</b>	786

NOTE: SPECIFY SOFT OR HARD CASTERS. IF THERE IS NO SPECIFICATION HARD CASTERS WILL BE SENT.  
Measure: Seat only 0,55 ml / 4 feet. Front upholstered 0,77 ml / 11 feet. Fully upholstered 1,5 ml. For projects, please contact the factory.

## Accessories



## Specification

**"EXTRA SOFT"**  
Seat only

**"EXTRA SOFT"**  
Fully upholstered

## REF.

## €uros

<b>AC107</b>	14
<b>AC108</b>	29

# LUR SWIVEL WITH CASTERS

by Pensi Design Studio





Pyramidal chair with fixed height, swivel and with armrests.

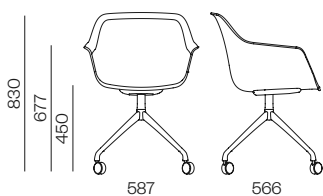
One-piece shell made of polypropylene + fiberglass. Upholstery options: non-upholstered, seat pad upholstered, front-upholstered or fully upholstered. Optional extra-soft padding.

Swivel pyramidal base with 4 spokes, in die-cast aluminium, with powder-coated or polished finish.

Hard or soft casters.

 670x570x870 mm  
 1 unit

## Dimensions



## Drawing

## Specification

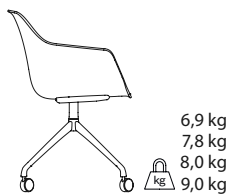
REF.

€uros

### Lur Swivel with Casters

<b>NON UPHOLSTERED</b> Polypropylene	<b>LR31/P</b>	446
<b>SEAT UPHOLSTERED</b> Group D	<b>LR31/D</b>	515
<b>SEAT UPHOLSTERED</b> Group C & COF	<b>LR31/C</b>	522
<b>SEAT UPHOLSTERED</b> Group B & Valencia	<b>LR31/B</b>	542
<b>SEAT UPHOLSTERED</b> Group A & OOL	<b>LR31/A</b>	571
<b>SEAT UPHOLSTERED</b> Soft leather	<b>LR31/L</b>	577
<b>FRONT UPHOLSTERED</b> Group D	<b>LR32/D</b>	716
<b>FRONT UPHOLSTERED</b> Group C & COF	<b>LR32/C</b>	734
<b>FRONT UPHOLSTERED</b> Group B & Valencia	<b>LR32/B</b>	768
<b>FRONT UPHOLSTERED</b> Group A	<b>LR32/A</b>	825
<b>FRONT UPHOLSTERED</b> Soft leather	<b>LR32/L</b>	987
<b>FULLY UPHOLSTERED</b> Group D	<b>LR33/D</b>	720
<b>FULLY UPHOLSTERED</b> Group C & COF	<b>LR33/C</b>	764
<b>FULLY UPHOLSTERED</b> Group B & Valencia	<b>LR33/B</b>	838
<b>FULLY UPHOLSTERED</b> Group A	<b>LR33/A</b>	943
<b>POLISHED BASE SUPPLEMENT P-225</b>		26

<b>NON UPHOLSTERED</b> Polypropylene	<b>LR31/P</b>	446
<b>SEAT UPHOLSTERED</b> Group D	<b>LR31/D</b>	515
<b>SEAT UPHOLSTERED</b> Group C & COF	<b>LR31/C</b>	522
<b>SEAT UPHOLSTERED</b> Group B & Valencia	<b>LR31/B</b>	542
<b>SEAT UPHOLSTERED</b> Group A & OOL	<b>LR31/A</b>	571
<b>SEAT UPHOLSTERED</b> Soft leather	<b>LR31/L</b>	577
<b>FRONT UPHOLSTERED</b> Group D	<b>LR32/D</b>	716
<b>FRONT UPHOLSTERED</b> Group C & COF	<b>LR32/C</b>	734
<b>FRONT UPHOLSTERED</b> Group B & Valencia	<b>LR32/B</b>	768
<b>FRONT UPHOLSTERED</b> Group A	<b>LR32/A</b>	825
<b>FRONT UPHOLSTERED</b> Soft leather	<b>LR32/L</b>	987
<b>FULLY UPHOLSTERED</b> Group D	<b>LR33/D</b>	720
<b>FULLY UPHOLSTERED</b> Group C & COF	<b>LR33/C</b>	764
<b>FULLY UPHOLSTERED</b> Group B & Valencia	<b>LR33/B</b>	838
<b>FULLY UPHOLSTERED</b> Group A	<b>LR33/A</b>	943
<b>POLISHED BASE SUPPLEMENT P-225</b>		26



NOTE: SPECIFY SOFT OR HARD CASTERS. IF THERE IS NO SPECIFICATION HARD CASTERS WILL BE SENT.  
Measure: Seat only 0,55 ml / 4 feet. Front upholstered 0,77 ml / 11 feet. Fully upholstered 1,5 ml. For projects, please contact the factory.

## Accessories

## Specification

REF.

€uros



<b>"EXTRA SOFT"</b> Seat only	<b>AC107</b>	14
<b>"EXTRA SOFT"</b> Fully upholstered	<b>AC108</b>	29

<b>"EXTRA SOFT"</b> Seat only	<b>AC107</b>	14
<b>"EXTRA SOFT"</b> Fully upholstered	<b>AC108</b>	29

# LUR ALUMINIUM PYRAMID

by Ander Lizaso





Pyramidal chair with or without swivel and with armrests.

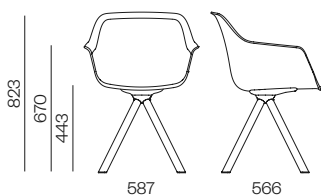
One-piece shell made of polypropylene + fiberglass. Upholstery options: non-upholstered, seat pad upholstered, front-upholstered or fully upholstered. Optional extra-soft padding.

Fixed or swivel pyramidal base with 4 spokes in aluminium with powder-coated finish.

Polypropylene glides, felt optional.

 670x570x870 mm  
 1 unit

## Dimensions



## Drawing



6,3 kg  
7,2 kg  
7,4 kg  
8,4 kg

## Specification

### Lur Pyramid Aluminium

<b>NON UPHOLSTERED</b> Polypropylene
<b>SEAT UPHOLSTERED</b> Group D
<b>SEAT UPHOLSTERED</b> Group C & COF
<b>SEAT UPHOLSTERED</b> Group B & Valencia
<b>SEAT UPHOLSTERED</b> Group A & COL
<b>SEAT UPHOLSTERED</b> Soft leather
<b>FRONT UPHOLSTERED</b> Group D
<b>FRONT UPHOLSTERED</b> Group C & COF
<b>FRONT UPHOLSTERED</b> Group B & Valencia
<b>FRONT UPHOLSTERED</b> Group A
<b>FRONT UPHOLSTERED</b> Soft leather
<b>FULLY UPHOLSTERED</b> Group D
<b>FULLY UPHOLSTERED</b> Group C & COF
<b>FULLY UPHOLSTERED</b> Group B & Valencia
<b>FULLY UPHOLSTERED</b> Group A

REF. Euros

Fixed Base		Swivel Base	
LR10/P	301	LR16/P	367
LR10/D	369	LR16/D	434
LR10/C	376	LR16/C	442
LR10/B	396	LR16/B	462
LR10/A	424	LR16/A	488
LR10/L	430	LR16/L	496
LR11/D	570	LR17/D	636
LR11/C	588	LR17/C	653
LR11/B	621	LR17/B	687
LR11/A	679	LR17/A	745
LR11/L	842	LR17/L	908
LR12/D	573	LR18/D	640
LR12/C	619	LR18/C	686
LR12/B	692	LR18/B	757
LR12/A	797	LR18/A	862

Measure: Seat only 0,55 ml / 4 feet. Front upholstered 0,77 ml / 11 feet. Fully upholstered 1,5 ml. For projects, please contact the factory.

## Accessories

## Specification

REF. Euros



**FELT** (suplemento por silla)

AC079 20



**"EXTRA SOFT"**  
Seat only

AC107 14

**"EXTRA SOFT"**  
Fully upholstered

AC108 29

# LUR PYRAMID WOOD

by Ander Lizaso



Pyramidal chair with or without swivel and with armrests.

One-piece shell made of polypropylene + fiberglass. Upholstery options: non-upholstered, seat pad upholstered, front-upholstered or fully upholstered. Optional extra-soft padding.

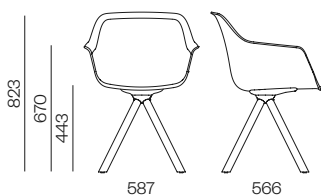
Fixed or swivel pyramidal base with 4 spokes in oak wood. Available in natural varnish, black stain or natural oil finish in smoke colour. The leg support will be painted the same colour as the shell. For upholstered versions, it will be painted in P-3010 Latte.

Polypropylene glides, felt optional

 670x570x870 mm

 1 unit

## Dimensions



## Drawing



6,6 kg  
7,5 kg  
7,7 kg  
8,7 kg

## Specification

### Lur Pyramid Wood

<b>NON UPHOLSTERED</b> Polypropylene
<b>SEAT UPHOLSTERED</b> Group D
<b>SEAT UPHOLSTERED</b> Group C & COF
<b>SEAT UPHOLSTERED</b> Group B & Valencia
<b>SEAT UPHOLSTERED</b> Group A & COL
<b>SEAT UPHOLSTERED</b> Soft leather
<b>FRONT UPHOLSTERED</b> Group D
<b>FRONT UPHOLSTERED</b> Group C & COF
<b>FRONT UPHOLSTERED</b> Group B & Valencia
<b>FRONT UPHOLSTERED</b> Group A
<b>FRONT UPHOLSTERED</b> Soft leather
<b>FULLY UPHOLSTERED</b> Group D
<b>FULLY UPHOLSTERED</b> Group C & COF
<b>FULLY UPHOLSTERED</b> Group B & Valencia
<b>FULLY UPHOLSTERED</b> Group A

REF.	€uros	REF.	€uros
Fixed Base		Swivel Base	
LR13/P	379	LR19/P	444
LR13/D	447	LR19/D	513
LR13/C	454	LR19/C	520
LR13/B	475	LR19/B	540
LR13/A	502	LR19/A	569
LR13/L	508	LR19/L	575
LR14/D	648	LR20/D	714
LR14/C	668	LR20/C	732
LR14/B	699	LR20/B	764
LR14/A	757	LR20/A	824
LR14/L	920	LR20/L	985
LR15/D	652	LR21/D	719
LR15/C	698	LR21/C	763
LR15/B	771	LR21/B	836
LR15/A	875	LR21/A	941

Measure: Seat only 0,55 ml / 4 feet. Front upholstered 0,77 ml / 11 feet. Fully upholstered 1,5 ml. For projects, please contact the factory.

## Accessories

## Specification

REF.

€uros



**FELT** (suplemento por silla)

AC079

20



**"EXTRA SOFT"**  
Seat only

AC107

14

**"EXTRA SOFT"**  
Fully upholstered

AC108

29

# LUR 4 LEGS WOOD

by Pensi Design Studio





Non-stackable chair with armrests.

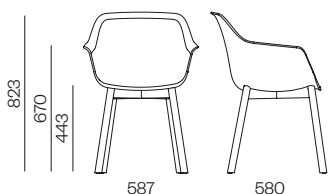
One-piece shell made of polypropylene + fiberglass. Upholstery options: non-upholstered, seat pad upholstered, front-upholstered or fully upholstered. Optional extra-soft padding.

4-legged oak wood frame. Available in natural varnish, black stain or natural oil finish in smoke colour.

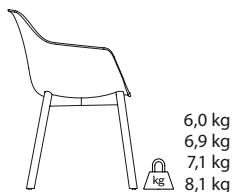
Polypropylene glides, felt optional.

 670x570x870 mm  
 1 unit

## Dimensions



## Drawing



## Specification

### Lur 4 Legs Wood

<b>NON UPHOLSTERED</b> Polypropylene	<b>LR22/P</b>
<b>SEAT UPHOLSTERED</b> Group D	<b>LR22/D</b>
<b>SEAT UPHOLSTERED</b> Group C & COF	<b>LR22/C</b>
<b>SEAT UPHOLSTERED</b> Group B & Valencia	<b>LR22/B</b>
<b>SEAT UPHOLSTERED</b> Group A & COL	<b>LR22/A</b>
<b>SEAT UPHOLSTERED</b> Soft leather	<b>LR22/L</b>
<b>FRONT UPHOLSTERED</b> Group D	<b>LR23/D</b>
<b>FRONT UPHOLSTERED</b> Group C & COF	<b>LR23/C</b>
<b>FRONT UPHOLSTERED</b> Group B & Valencia	<b>LR23/B</b>
<b>FRONT UPHOLSTERED</b> Group A	<b>LR23/A</b>
<b>FRONT UPHOLSTERED</b> Soft leather	<b>LR23/L</b>
<b>FULLY UPHOLSTERED</b> Group D	<b>LR24/D</b>
<b>FULLY UPHOLSTERED</b> Group C & COF	<b>LR24/C</b>
<b>FULLY UPHOLSTERED</b> Group B & Valencia	<b>LR24/B</b>
<b>FULLY UPHOLSTERED</b> Group A	<b>LR24/A</b>

## REF.

## €uros

<b>LR22/P</b>	403
<b>LR22/D</b>	472
<b>LR22/C</b>	479
<b>LR22/B</b>	499
<b>LR22/A</b>	526
<b>LR22/L</b>	533
<b>LR23/D</b>	673
<b>LR23/C</b>	690
<b>LR23/B</b>	724
<b>LR23/A</b>	781
<b>LR23/L</b>	944
<b>LR24/D</b>	676
<b>LR24/C</b>	722
<b>LR24/B</b>	793
<b>LR24/A</b>	899

Measure: Seat only 0,55 ml / 4 feet. Front upholstered 0,77 ml / 11 feet. Fully upholstered 1,5 ml. For projects, please contact the factory.

## Accessories



## Specification

**FELT** (Price increase per chair)

## REF.

## €uros

<b>ACM1</b>	13	
<b>"EXTRA SOFT"</b> Seat only	<b>AC107</b>	14
<b>"EXTRA SOFT"</b> Fully upholstered	<b>AC108</b>	29

# LUR 4 LEGS WITH FRAME

by Pensi Design Studio



Non-stackable chair with armrests.

One-piece shell made of polypropylene + fiberglass. Upholstery options: non-upholstered, seat pad upholstered, front-upholstered or fully upholstered. Optional extra-soft padding.

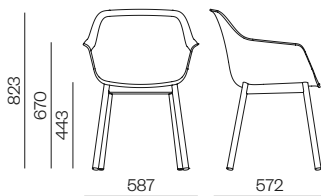
4-leg base in Ø30 mm steel tube with frame with powder-coated finish.

Polypropylene glides, felt optional.

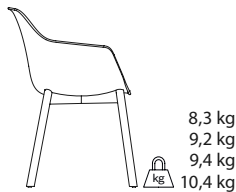
 670x570x870 mm

 1 unit

## Dimensions



## Drawing



## Specification

### Lur 4 Legs with Frame

<b>NON UPHOLSTERED</b> Polypropylene	<b>LR25/P</b>	314
<b>SEAT UPHOLSTERED</b> Group D	<b>LR25/D</b>	381
<b>SEAT UPHOLSTERED</b> Group C & COF	<b>LR25/C</b>	390
<b>SEAT UPHOLSTERED</b> Group B & Valencia	<b>LR25/B</b>	408
<b>SEAT UPHOLSTERED</b> Group A & COL	<b>LR25/A</b>	436
<b>SEAT UPHOLSTERED</b> Soft leather	<b>LR25/L</b>	443
<b>FRONT UPHOLSTERED</b> Group D	<b>LR26/D</b>	583
<b>FRONT UPHOLSTERED</b> Group C & COF	<b>LR26/C</b>	601
<b>FRONT UPHOLSTERED</b> Group B & Valencia	<b>LR26/B</b>	635
<b>FRONT UPHOLSTERED</b> Group A	<b>LR26/A</b>	692
<b>FRONT UPHOLSTERED</b> Soft leather	<b>LR26/L</b>	855
<b>FULLY UPHOLSTERED</b> Group D	<b>LR27/D</b>	586
<b>FULLY UPHOLSTERED</b> Group C & COF	<b>LR27/C</b>	633
<b>FULLY UPHOLSTERED</b> Group B & Valencia	<b>LR27/B</b>	705
<b>FULLY UPHOLSTERED</b> Group A	<b>LR27/A</b>	922

Measure: Seat only 0,55 ml / 4 feet. Front upholstered 0,77 ml / 11 feet. Fully upholstered 1,5 ml. For projects, please contact the factory.

## REF.

## €uros

## Accessories



**FELT** (Price increase per chair)

**AC086**

11



**"EXTRA SOFT"**  
Seat only

**AC107**

14

**"EXTRA SOFT"**  
Fully upholstered

**AC108**

29

# LUR OFFICE

by Pensi Design Studio





Office chair with swivel with armrests.

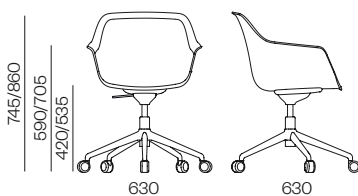
One-piece shell made of polypropylene + fiberglass. Upholstery options: non-upholstered, seat pad upholstered, front-upholstered or fully upholstered. Optional extra-soft padding.

5-star swivel base with gas cylinder height adjustment via gas lift. Aluminium base powder-coated or polish finish.

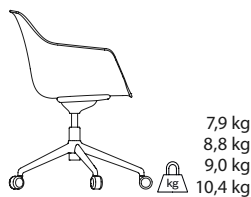
Hard or soft casters.

 630x630x580 mm  
 1 unit

## Dimensions



## Drawing



## Specification

### Lur Office

<b>NON UPHOLSTERED</b> Polypropylene	<b>LR28/P</b>	405
<b>SEAT UPHOLSTERED</b> Group D	<b>LR28/D</b>	474
<b>SEAT UPHOLSTERED</b> Group C & COF	<b>LR28/C</b>	481
<b>SEAT UPHOLSTERED</b> Group B & Valencia	<b>LR28/B</b>	501
<b>SEAT UPHOLSTERED</b> Group A & COL	<b>LR28/A</b>	529
<b>SEAT UPHOLSTERED</b> Soft leather	<b>LR28/L</b>	535
<b>FRONT UPHOLSTERED</b> Group D	<b>LR29/D</b>	675
<b>FRONT UPHOLSTERED</b> Group C & COF	<b>LR29/C</b>	693
<b>FRONT UPHOLSTERED</b> Group B & Valencia	<b>LR29/B</b>	726
<b>FRONT UPHOLSTERED</b> Group A	<b>LR29/A</b>	784
<b>FRONT UPHOLSTERED</b> Soft leather	<b>LR29/L</b>	946
<b>FULLY UPHOLSTERED</b> Group D	<b>LR30/D</b>	679
<b>FULLY UPHOLSTERED</b> Group C & COF	<b>LR30/C</b>	725
<b>FULLY UPHOLSTERED</b> Group B & Valencia	<b>LR30/B</b>	797
<b>FULLY UPHOLSTERED</b> Group A	<b>LR30/A</b>	901
<b>POLISHED BASE SUPPLEMENT P-225</b>		27

## REF.

## €uros

NOTE: SPECIFY SOFT OR HARD CASTERS. IF THERE IS NO SPECIFICATION HARD CASTERS WILL BE SENT.  
Measure: Seat only 0,55 ml / 4 feet. Front upholstered 0,77 ml / 11 feet. Fully upholstered 1,5 ml. For projects, please contact the factory.

## Accessories



## Specification

<b>"EXTRA SOFT"</b> Seat only	<b>AC107</b>	14
<b>"EXTRA SOFT"</b> Fully upholstered	<b>AC108</b>	29

## REF.

## €uros

NEW

# LUR BEAM

by Pensi Design Studio







Multi-seat bench.

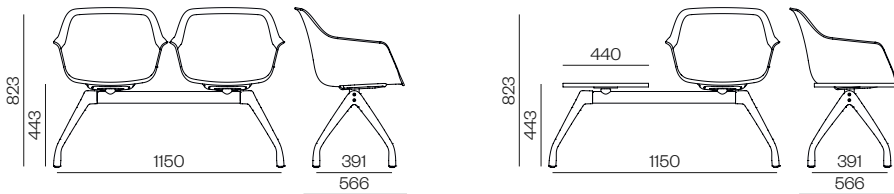
One-piece shell made of polypropylene + fiberglass. Upholstery options: non-upholstered, seat pad upholstered, front-upholstered or fully upholstered. Optional extra-soft padding.

Round steel tube frame with aluminium side feet, powder-coated. The steel tube will be painted in P-254 Traffic Grey for benches with polished side feet.

Polypropylene glides.

2 seats		680x570x770 mm + 1.000x100x300 mm
3 seats		680x570x770 mm + 1.400x100x300 mm
4 seats		680x570x770 mm + 2.000x100x300 mm
5 seats		680x570x770 mm + 2.600x100x300 mm

## Dimensions



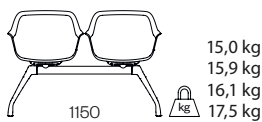
## Drawing

## Specification

REF.

€uros

### Two Seats



- NON UPHOLSTERED** Polypropylene
- SEAT UPHOLSTERED** Group D
- SEAT UPHOLSTERED** Group C & COF
- SEAT UPHOLSTERED** Group B & Valencia
- SEAT UPHOLSTERED** Group A & OOL
- SEAT UPHOLSTERED** Soft leather
- FRONT UPHOLSTERED** Group D
- FRONT UPHOLSTERED** Group C & COF
- FRONT UPHOLSTERED** Group B & Valencia
- FRONT UPHOLSTERED** Group A
- FRONT UPHOLSTERED** Soft leather
- FULLY UPHOLSTERED** Group D
- FULLY UPHOLSTERED** Group C & COF
- FULLY UPHOLSTERED** Group B & Valencia
- FULLY UPHOLSTERED** Group A

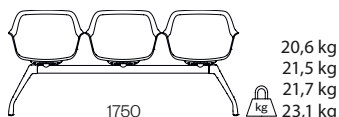
<b>LR34/P</b>	1.083
<b>LR34/D</b>	1.253
<b>LR34/C</b>	1.270
<b>LR34/B</b>	1.311
<b>LR34/A</b>	1.368
<b>LR34/L</b>	1.380
<b>LR35/D</b>	1.664
<b>LR35/C</b>	1.702
<b>LR35/B</b>	1.767
<b>LR35/A</b>	1.884
<b>LR35/L</b>	2.204
<b>LR36/D</b>	1.671
<b>LR36/C</b>	1.762
<b>LR36/B</b>	1.913
<b>LR36/A</b>	2.127

Measure: Seat only 0,55 ml / 4 feet. Front upholstered 0,77 ml / 11 feet. Fully upholstered 1,5 ml. For projects, please contact the factory.

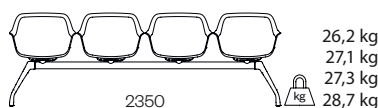
# LUR BEAM

by Pensi Design Studio

## Drawing



20,6 kg  
21,5 kg  
21,7 kg  
23,1 kg



26,2 kg  
27,1 kg  
27,3 kg  
28,7 kg

## Specification

### Three Seats

**NON UPHOLSTERED** Polypropylene  
**SEAT UPHOLSTERED** Group D  
**SEAT UPHOLSTERED** Group C & COF  
**SEAT UPHOLSTERED** Group B & Valencia  
**SEAT UPHOLSTERED** Group A & COL  
**SEAT UPHOLSTERED** Soft leather  
**FRONT UPHOLSTERED** Group D  
**FRONT UPHOLSTERED** Group C & COF  
**FRONT UPHOLSTERED** Group B & Valencia  
**FRONT UPHOLSTERED** Group A  
**FRONT UPHOLSTERED** Soft leather  
**FULLY UPHOLSTERED** Group D  
**FULLY UPHOLSTERED** Group C & COF  
**FULLY UPHOLSTERED** Group B & Valencia  
**FULLY UPHOLSTERED** Group A

## REF.

## €uros

LR37/P	1.271
LR37/D	1.527
LR37/C	1.552
LR37/B	1.613
LR37/A	1.700
LR37/L	1.718
LR38/D	2.142
LR38/C	2.200
LR38/B	2.297
LR38/A	2.474
LR38/L	2.952
LR39/D	2.153
LR39/C	2.290
LR39/B	2.517
LR39/A	2.837

### Four Seats

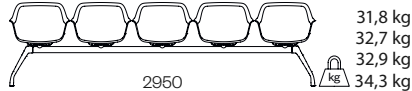
**NON UPHOLSTERED** Polypropylene  
**SEAT UPHOLSTERED** Group D  
**SEAT UPHOLSTERED** Group C & COF  
**SEAT UPHOLSTERED** Group B & Valencia  
**SEAT UPHOLSTERED** Group A & COL  
**SEAT UPHOLSTERED** Soft leather  
**FRONT UPHOLSTERED** Group D  
**FRONT UPHOLSTERED** Group C & COF  
**FRONT UPHOLSTERED** Group B & Valencia  
**FRONT UPHOLSTERED** Group A  
**FRONT UPHOLSTERED** Soft leather  
**FULLY UPHOLSTERED** Group D  
**FULLY UPHOLSTERED** Group C & COF  
**FULLY UPHOLSTERED** Group B & Valencia  
**FULLY UPHOLSTERED** Group A




LR40/P	1.518
LR40/D	1.859
LR40/C	1.893
LR40/B	1.974
LR40/A	2.090
LR40/L	2.114
LR41/D	2.680
LR41/C	2.757
LR41/B	2.886
LR41/A	3.122
LR41/L	3.760
LR42/D	2.694
LR42/C	2.877
LR42/B	3.179
LR42/A	3.606

Measure: Seat only 0,55 ml / 4 feet. Front upholstered 0,77 ml / 11 feet. Fully upholstered 1,5 ml. For projects, please contact the factory.

# LUR BEAM

by Pensi Design Studio

Drawing	Specification	REF.	€uros
 <p>31,8 kg 32,7 kg 32,9 kg 34,3 kg</p>	<b>Five Seats</b>		
	<b>NON UPHOLSTERED</b> Polypropylene	LR43/P	1.887
	<b>SEAT UPHOLSTERED</b> Group D	LR43/D	2.313
	<b>SEAT UPHOLSTERED</b> Group C & COF	LR43/C	2.355
	<b>SEAT UPHOLSTERED</b> Group B & Valencia	LR43/B	2.457
	<b>SEAT UPHOLSTERED</b> Group A & COL	LR43/A	2.601
	<b>SEAT UPHOLSTERED</b> Soft leather	LR43/L	2.631
	<b>FRONT UPHOLSTERED</b> Group D	LR44/D	3.339
	<b>FRONT UPHOLSTERED</b> Group C & COF	LR44/C	3.435
	<b>FRONT UPHOLSTERED</b> Group B & Valencia	LR44/B	3.597
	<b>FRONT UPHOLSTERED</b> Group A	LR44/A	3.891
	<b>FRONT UPHOLSTERED</b> Soft leather	LR44/L	4.689
	<b>FULLY UPHOLSTERED</b> Group D	LR45/D	3.357
	<b>FULLY UPHOLSTERED</b> Group C & COF	LR45/C	3.585
	<b>FULLY UPHOLSTERED</b> Group B & Valencia	LR45/B	3.963
	<b>FULLY UPHOLSTERED</b> Group A	LR45/A	4.497
Measure: Seat only 0,55 ml / 4 feet. Front upholstered 0,77 ml / 11 feet. Fully upholstered 1,5 ml. For projects, please contact the factory.			

Accessories	Specification	REF.	€uros
	<b>"EXTRA SOFT"</b> Seat only	AC107	14
	<b>"EXTRA SOFT"</b> Fully upholstered	AC108	29
	<b>TABLE IN BEAM</b> 440x440x19 mm in laminate (*) (*) SPECIFY THE SEATING POSITION IN THE ORDER. NOTE: FOR OTHER FINISHES, CONSULT THE FACTORY.	AC037	59
	<b>POLISHED SIDE FEET</b> (Price increase per beam) NOTE: THE STEEL TUBE WILL BE PAINTED IN P-254 TRAFFIC GREY.	AC046	139

# OSKOL

by Ander Lizaso




Oskol is a meeting and office chair that combines smooth, organic lines to provide comfort and style within any professional environment. Oskol wraps you in an ergonomic design that prioritizes well-being and adaptability to different types of users.

Available in three backrest heights, each version reflects a unique character: from the most casual to the most executive.

# OSKOL

by Ander Lizaso

## Variants



## Finishes

### Upholstery


All available fabrics and leathers can be found in our finishes book.  
Finishes book +info

ATTENTION THE USE OF CRISP AND REMIX 3 COLLECTIONS IS NOT RECOMMENDED FOR THIS MODEL.

### Metallic finishes



### Oxide finishes



### Polished



NEW

# OSKOL OFFICE - LOW BACK

by Ander Lizaso



Low meeting chair, available without armrests, with upholstered armrests, or with powder-coated aluminium armrests.

5-star swivel base with gas cylinder height adjustment via gas lift and tilt mechanism. Black plastic base or aluminium base with powder-coated or polished finish.

Black piston for polyamide and powder-coated bases. Chromed piston for polished bases.

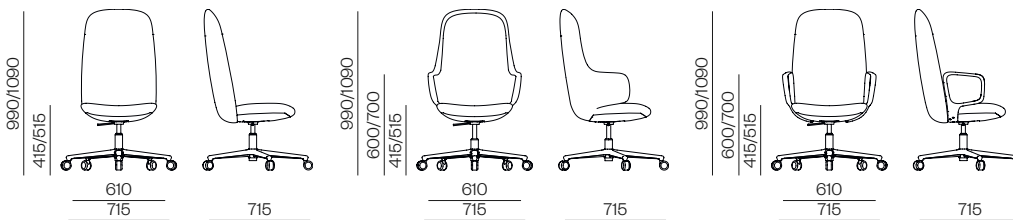
Hard or soft casters.

Low Back  680x560x840 mm  1 unit

 ATTENTION THE USE OF THE CRISP AND REMIX 3 COLLECTIONS IS NOT RECOMMENDED.

 ALUMINUM ARMS AVAILABLE FOR DELIVERY FROM JULY 1ST.

## Dimensions



## Drawing



## Specification

### Without Arms

- FULLY UPHOLSTERED Group D
- FULLY UPHOLSTERED Group C & COF
- FULLY UPHOLSTERED Group B & Valencia
- FULLY UPHOLSTERED Group A
- FULLY UPHOLSTERED Soft leather
- BASE WITHOUT TILT MECHANISM (Discount per chair)

Measure: Seat 0,55 ml / 5 feet. Low back 1,30 ml / 14,5 feet. Total 1,85 ml / 19,5 feet. For projects, please contact the factory.

### Upholstered Arms

- FULLY UPHOLSTERED Group D
- FULLY UPHOLSTERED Group C & COF
- FULLY UPHOLSTERED Group B & Valencia
- FULLY UPHOLSTERED Group A
- FULLY UPHOLSTERED Soft leather
- BASE WITHOUT TILT MECHANISM (Discount per chair)

Measure: Seat 0,55 ml / 5 feet. Low back 1,30 ml / 14,5 feet. Total 1,85 ml / 19,5 feet. For projects, please contact the factory..

### Aluminium Arms

- FULLY UPHOLSTERED Group D
- FULLY UPHOLSTERED Group C & COF
- FULLY UPHOLSTERED Group B & Valencia
- FULLY UPHOLSTERED Group A
- FULLY UPHOLSTERED Soft leather
- BASE WITHOUT TILT MECHANISM (Discount per chair)

NOTE: SPECIFY SOFT OR HARD CASTERS. IF THERE IS NO SPECIFICATION HARD CASTERS WILL BE SENT.  
Measure: Seat 0,55 ml / 5 feet. Low back 1,30 ml / 14,5 feet. Total 1,85 ml / 19,5 feet. For projects, please contact the factory..




## REF.

## Euros

OK07/D	712
OK07/C	790
OK07/B	871
OK07/A	1.021
OK07/L	1.175
AC042	-36
OK01/D	752
OK01/C	841
OK01/B	941
OK01/A	1.122
OK01/L	1.281
AC042	-36
OK08/D	911
OK08/C	989
OK08/B	1.069
OK08/A	1.219
OK08/L	1.373
AC042	-36

# OSKOL OFFICE - LOW BACK

by Ander Lizaso

Accessories	Specification		REF.	€uros
	<b>POWDER-COATED ALUMINIUM BASE</b> (Price increase per chair)	+0,6 kg	<b>AC043</b>	83
	<b>POLISHED ALUMINIUM BASE</b> (Price increase per chair)	+0,6 kg	<b>AC044</b>	112
	<b>POLISHED ARMS</b> (Price increase per chair)		<b>AC106</b>	46

# OSKOL OFFICE - MEDIUM BACK

by Ander Lizaso



Medium meeting chair with upholstered armrests.

5-star swivel base with gas cylinder height adjustment via gas lift and tilt mechanism. Black plastic base or aluminium base with powder-coated or polished finish.

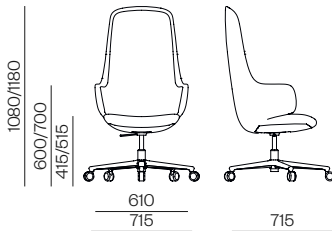
Black piston for polyamide and powder-coated bases. Chromed piston for polished bases.

Hard or soft casters.

Medium Back  680x560x950 mm  1 unit

 ATTENTION THE USE OF THE CRISP AND REMIX 3 COLLECTIONS IS NOT RECOMMENDED.

## Dimensions



## Drawing



## Specification

### Upholstered Arms

<b>FULLY UPHOLSTERED</b> Group D	<b>OK02/D</b>	786
<b>FULLY UPHOLSTERED</b> Group C & COF	<b>OK02/C</b>	875
<b>FULLY UPHOLSTERED</b> Group B & Valencia	<b>OK02/B</b>	974
<b>FULLY UPHOLSTERED</b> Group A	<b>OK02/A</b>	1.154
<b>FULLY UPHOLSTERED</b> Soft leather	<b>OK02/L</b>	1.319
<b>BASE WITHOUT TILT MECHANISM</b> (Discount per chair)	<b>AC042</b>	-36

NOTE: SPECIFY SOFT OR HARD CASTERS. IF THERE IS NO SPECIFICATION HARD CASTERS WILL BE SENT.  
Measure: Seat 0,55 ml / 5 feet. Medium back 1,45 ml / 15,5 feet. Total 2 ml / 20,5 feet. For projects, please contact the factory.

## REF.

## €uros

## Accessories

## Specification



## REF.

## €uros



**POWDER-COATED ALUMINIUM BASE**  
(Price increase per chair)

+0,6  
kg

**AC043**

83



**POLISHED ALUMINIUM BASE**  
(Price increase per chair)

+0,6  
kg

**AC044**

112

# OSKOL OFFICE - HIGH BACK

by Ander Lizaso



High meeting chair with upholstered armrests.

5-star swivel base with gas cylinder height adjustment via gas lift and tilt mechanism. Black plastic base or aluminium base with powder-coated or polished finish.

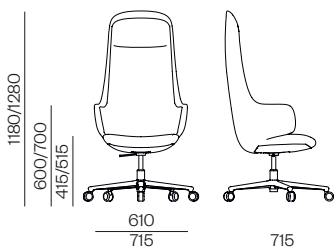
Black piston for polyamide and powder-coated bases. Chromed piston for polished bases.

Hard or soft casters.

High Back  680x560x1.070 mm  1 unit

 ATTENTION THE USE OF THE CRISP AND REMIX 3 COLLECTIONS IS NOT RECOMMENDED.

## Dimensions



## Drawing



## Specification

### Upholstered Arms

- FULLY UPHOLSTERED Group D
- FULLY UPHOLSTERED Group C & COF
- FULLY UPHOLSTERED Group B & Valencia
- FULLY UPHOLSTERED Group A
- FULLY UPHOLSTERED Soft leather
- BASE WITHOUT TILT MECHANISM (Discount per chair)

## REF.

## €uros

OK03/D	862
OK03/C	951
OK03/B	1.050
OK03/A	1.233
OK03/L	1.405
AC042	-36

NOTE: SPECIFY SOFT OR HARD CASTERS. IF THERE IS NO SPECIFICATION HARD CASTERS WILL BE SENT.  
Measure: Seat 0,55 ml / 5 feet. High back 1,60 ml / 16,5 feet. Total 2,15 ml / 21,5 feet. For projects, please contact the factory.

## Accessories

## Specification



## REF.

## €uros



**POWDER-COATED ALUMINIUM BASE**  
(Price increase per chair)

+0,6  
kg

AC043

83



**POLISHED ALUMINIUM BASE**  
(Price increase per chair)

+0,6  
kg

AC044

112

NEW

# OSKOL FLAT BASE - LOW BACK

by Ander Lizaso




Low meeting chair, available without armrests, with upholstered armrests, or with powder-coated aluminium armrests.

Swivel frame with 4 spoke aluminium base, height adjustment via gas lift and tilt mechanism.

Black lift for powder-coated bases. Chromed lift for polished bases.

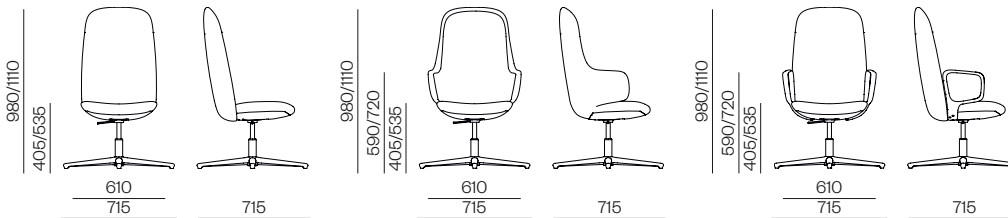
Polypropylene glides, felt optional.

Low Back  680x560x840 mm  1 unit

⚠ ATTENTION THE USE OF THE CRISP AND REMIX 3 COLLECTIONS IS NOT RECOMMENDED.

⚠ ALUMINIUM ARMS AVAILABLE FOR DELIVERY FROM JULY 1ST.

## Dimensions



## Drawing



## Specification

### Without Arms

- FULLY UPHOLSTERED Group D
- FULLY UPHOLSTERED Group C & COF
- FULLY UPHOLSTERED Group B & Valencia
- FULLY UPHOLSTERED Group A
- FULLY UPHOLSTERED Soft leather
- BASE WITHOUT TILT MECHANISM (Discount per chair)

Measure: Seat 0,55 ml / 5 feet. Low back 1,30 ml / 14,5 feet. Total 1,85 ml / 19,5 feet. For projects, please contact the factory..

### Upholstered Arms

- FULLY UPHOLSTERED Group D
- FULLY UPHOLSTERED Group C & COF
- FULLY UPHOLSTERED Group B & Valencia
- FULLY UPHOLSTERED Group A
- FULLY UPHOLSTERED Soft leather
- BASE WITHOUT TILT MECHANISM (Discount per chair)

Measure: Seat 0,55 ml / 5 feet. Low back 1,30 ml / 14,5 feet. Total 1,85 ml / 19,5 feet. For projects, please contact the factory..

### Aluminium Arms

- FULLY UPHOLSTERED Group D
- FULLY UPHOLSTERED Group C & COF
- FULLY UPHOLSTERED Group B & Valencia
- FULLY UPHOLSTERED Group A
- FULLY UPHOLSTERED Soft leather
- BASE WITHOUT TILT MECHANISM (Discount per chair)

FOR LIFT WITH AUTO-RETURN, MINIMUM ORDER 50 PCS. PLEASE CHECK WITH THE FACTORY FOR AVAILABILITY.  
Measure: Seat 0,55 ml / 5 feet. Low back 1,30 ml / 14,5 feet. Total 1,85 ml / 19,5 feet. For projects, please contact the factory..




## REF.

## €uros

OK09/D	771
OK09/C	849
OK09/B	928
OK09/A	1.078
OK09/L	1.229
AC042	-36
OK04/D	810
OK04/C	898
OK04/B	998
OK04/A	1.180
OK04/L	1.338
AC042	-36
OK10/D	969
OK10/C	1.047
OK10/B	1.126
OK10/A	1.276
OK10/L	1.428
AC042	-36

# OSKOL FLAT BASE - LOW BACK

by Ander Lizaso

Accessories	Specification	REF.	€uros
	<b>FELT</b> (Price increase per chair)	<b>AC105</b>	20
	<b>POLISHED ALUMINIUM BASE</b> (Price increase per chair)	<b>AC045</b>	112
	<b>POLISHED ARMS</b> (Price increase per chair)	<b>AC106</b>	46

# OSKOL FLAT BASE - MEDIUM BACK

by Ander Lizaso





Medium meeting chair with upholstered armrests.

Swivel frame with 4 spoke aluminum base, height adjustment via gas lift and tilt mechanism.

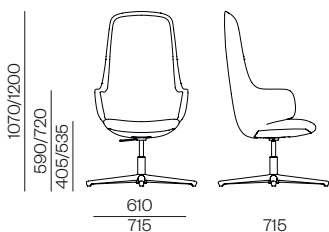
Black lift for powder-coated bases. Chromed lift for polished bases.

Polypropylene glides, felt optional.

Medium Back  680x560x950 mm  1 unit

 ATTENTION THE USE OF THE CRISP AND REMIX 3 COLLECTIONS IS NOT RECOMMENDED.

## Dimensions



## Drawing



## Specification

### Upholstered Arms

- FULLY UPHOLSTERED Group D
- FULLY UPHOLSTERED Group C & COF
- FULLY UPHOLSTERED Group B & Valencia
- FULLY UPHOLSTERED Group A
- FULLY UPHOLSTERED Soft leather
- BASE WITHOUT TILT MECHANISM (Discount per chair)

## REF.

## €uros

OK05/D	844
OK05/C	932
OK05/B	1.032
OK05/A	1.213
OK05/L	1.376
AC042	-36

FOR LIFT WITH AUTO-RETURN, MINIMUM ORDER 50 PCS. PLEASE CHECK WITH THE FACTORY FOR AVAILABILITY.  
Measure: Seat 0,55 ml / 5 feet. Medium back 1,45 ml / 15,5 feet. Total 2 ml / 20,5 feet. For projects, please contact the factory.

## Accessories

## Specification

## REF.

## €uros



FELT (Price increase per chair)

AC105 20



POLISHED ALUMINIUM BASE  
(Price increase per chair)

AC045 112

# OSKOL FLAT BASE - HIGH BACK

by Ander Lizaso





High meeting chair with upholstered armrests.

Swivel frame with 4 spoke aluminum base, height adjustment via gas lift and tilt mechanism.

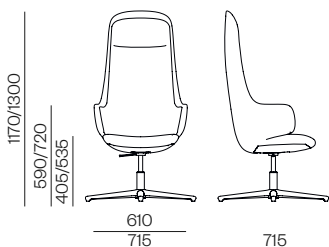
Black lift for powder-coated bases. Chromed lift for polished bases.

Polypropylene glides, felt optional.

High Back  680x560x1.070 mm  1 unit

 ATTENTION THE USE OF THE CRISP AND REMIX 3 COLLECTIONS IS NOT RECOMMENDED.

## Dimensions



## Drawing



## Specification

### Upholstered Arms

- FULLY UPHOLSTERED** Group D
- FULLY UPHOLSTERED** Group C & COF
- FULLY UPHOLSTERED** Group B & Valencia
- FULLY UPHOLSTERED** Group A
- FULLY UPHOLSTERED** Soft leather
- BASE WITHOUT TILT MECHANISM** (Discount per chair)

## REF.

## €uros

<b>OK06/D</b>	920
<b>OK06/C</b>	1.008
<b>OK06/B</b>	1.108
<b>OK06/A</b>	1.289
<b>OK06/L</b>	1.463
<b>AC042</b>	-36

FOR LIFT WITH AUTO-RETURN, MINIMUM ORDER 50 PCS. PLEASE CHECK WITH THE FACTORY FOR AVAILABILITY.  
Measure: Asiento 0,55 ml / 5 feet. High back 1,60 ml / 16,5 feet. Total 2,15 ml / 21,5 feet. For projects, please contact the factory.

## Accessories

## Specification

## REF.

## €uros



**FELT** (Price increase per chair)

**AC105** 20



**POLISHED ALUMINIUM BASE**  
(Price increase per chair)

**AC045** 112

# OSTOA

by Ander Lizaso



Ostoa is a collection inspired by the natural and light beauty of a leaf. With charming and soft forms, the programme has been designed for soft-seating zones.

Thanks to its different sizes, materials and upholstery options, Ostoa offers the possibility of creating personalized surroundings. As it happens with the falling leaves in autumn, it allows designing harmonious combinations in an intuitive and unpremeditated way.

# OSTOA

by Ander Lizaso

## Variants

---



Pouf S



Pouf M



Pouf L



Table Central  
Column



Table Central  
Column



Table Double  
Column



Table Double  
Column



Armchair



Lounge

NEW

# OSTOA

by Ander Lizaso

## Finishes

### Upholstery

All available fabrics and leathers can be found in our finishes book.

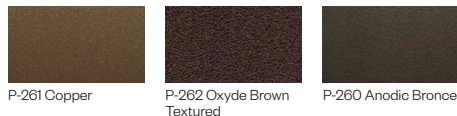
Finishes book +info

ATTENTION THE USE OF ERA, REMIX 3 AND VALENCIA COLLECTIONS IS NOT RECOMMENDED FOR THIS MODEL.


### Metallic finishes




### Oxide finishes




### Laminates / HPL-Plywood laminated



### Woods



### Fenix




### HPL-Compact



## Edges according to tabletop material



### Straight edges

Laminate, wood and black Fenix




### Straight edges + black body

HPL-Compact



### Rounded edges

HPL-Plywood laminated



# OSTOA POUF

by Ander Lizaso



Pouf available in 3 sizes, upholstered in fabric.

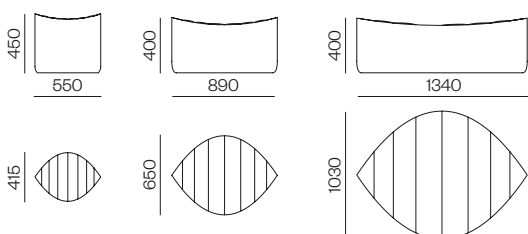
Pouf S and M available with handle.

Polypropylene glides, felt optional.

⚠ ATTENTION THE USE OF THE ERA, REMIX 3 AND VALENCIA COLLECTIONS IS NOT RECOMMENDED.

Pouf S		560x460x590 mm		1 unit
Pouf M		570x670x770 mm		1 unit
Pouf L		1.050x1.200x770 mm		1 unit

## Dimensions



## Drawing

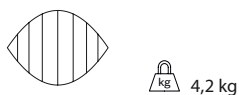
## Specification

REF.

€uros

€uros

### Pouf S



**FULLY UPHOLSTERED** Group D

**OS01/D** 383

Handle supplement

15

**FULLY UPHOLSTERED** Group C & COF

**OS01/C** 413

15

**FULLY UPHOLSTERED** Group B

**OS01/B** 459

15

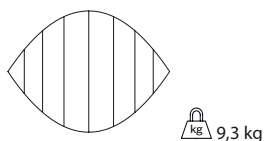
**FULLY UPHOLSTERED** Group A

**OS01/A** 541

15

Measure: Tela 1,20 ml. Para proyectos consultar aprovechamiento de tela.

### Pouf M



**FULLY UPHOLSTERED** Group D

**OS02/D** 574

Handle supplement

15

**FULLY UPHOLSTERED** Group C & COF

**OS02/C** 620

15

**FULLY UPHOLSTERED** Group B

**OS02/B** 696

15

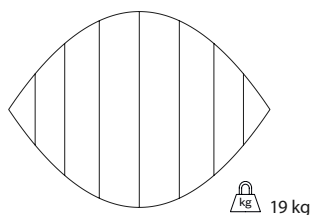
**FULLY UPHOLSTERED** Group A

**OS02/A** 832

15

Measure: Tela 1,9 ml. Para proyectos consultar aprovechamiento de tela.

### Pouf L



**FULLY UPHOLSTERED** Group D

**OS03/D** 1.188

**FULLY UPHOLSTERED** Group C & COF

**OS03/C** 1.270

**FULLY UPHOLSTERED** Group B

**OS03/B** 1.407

**FULLY UPHOLSTERED** Group A

**OS03/A** 1.623

Measure: Tela 3,3 ml. Para proyectos consultar aprovechamiento de tela.

## Accessories

## Specification

REF.

€uros



**FELT** (Price increase per pouf)

**AC089**

13

# OSTOA TABLE

by Ander Lizaso







Lounge coffee table.

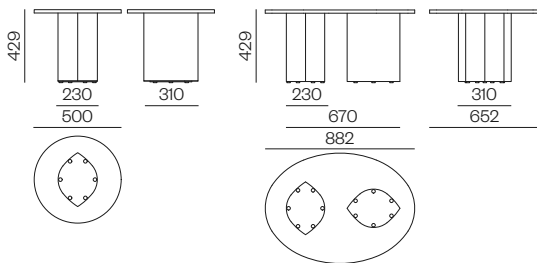
Tabletop in 19 mm laminate, 12 mm HPL-Compact, 19 mm varnished wood, 20 mm HPL-Playwood laminated or 20 mm Fenix.

Base in powder-coated steel or naturally varnished oak wood.

Polypropylene glides, felt optional.

Central column  520x540x590 mm  1 unit  
 Double column  680x570x940 mm  1 unit

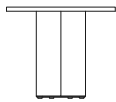
## Dimensions




## Drawing

## Specification

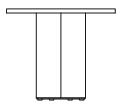
REF. Euros REF. Euros REF. Euros REF. Euros REF. Euros




### Powder-coated Base

H429 mm  
Ø500 mm  8,5 kg

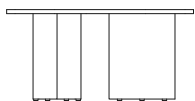
CENTRAL COLUMN									
	Laminate 19 mm	HPL-Compact 12 mm	Wood 19 mm	HPL-Playwood laminated 20 mm	Black Fenix 20 mm				
OS10/M	368	OS10/C	401	OS10/W	438	OS10/E	434	OS10/F	472



### Oak Wood Base

H429 mm  
Ø500 mm  8,5 kg

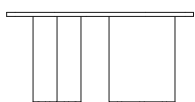
CENTRAL COLUMN									
	Laminate 19 mm	HPL-Compact 12 mm	Wood 19 mm	HPL-Playwood laminated 20 mm	Black Fenix 20 mm				
OS11/M	533	OS11/C	566	OS11/W	602	OS11/E	598	OS11/F	636




### Powder-coated Base

H429 mm  
882x652 mm  15,6 kg

DOUBLE COLUMN									
	Laminate 19 mm	HPL-Compact 12 mm	Wood 19 mm	HPL-Playwood laminated 20 mm	Black Fenix 20 mm				
OS12/M	624	OS12/C	680	OS12/W	744	OS12/E	735	OS12/F	800



### Oak Wood Base

H429 mm  
882x652 mm  15,6 kg

DOUBLE COLUMN									
	Laminate 19 mm	HPL-Compact 12 mm	Wood 19 mm	HPL-Playwood laminated 20 mm	Black Fenix 20 mm				
OS13/M	956	OS13/C	1.015	OS13/W	1.083	OS13/E	1.075	OS13/F	1.142

## Accessories

## Specification

REF.

€uros



FELT (Price increase per table)

AC092

8

# OSTOA ARMCHAIR

by Ander Lizaso




Armchair fully upholstered in fabric.

Curved wooden interior lined with foam in different thicknesses. Base in 19 mm thick laminate.

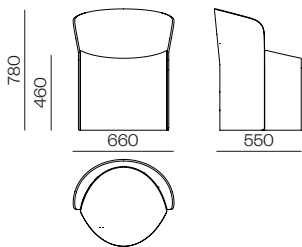
Polypropylene glides, felt optional; or hard or soft casters.

⚠ ATTENTION THE USE OF THE ERA, REMIX 3 AND VALENCIA COLLECTIONS IS NOT RECOMMENDED.

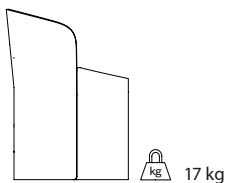
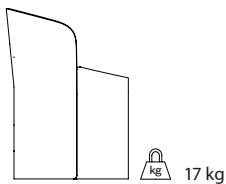
 570x670x870 mm

 1 unit

## Dimensions



## Drawing



## Specification

### Without Casters

- FULLY UPHOLSTERED Group D
- FULLY UPHOLSTERED Group C & COF
- FULLY UPHOLSTERED Group B
- FULLY UPHOLSTERED Group A

### With Casters

- FULLY UPHOLSTERED Group B
- FULLY UPHOLSTERED Group C & COF
- FULLY UPHOLSTERED Group B
- FULLY UPHOLSTERED Group A

Measure: Total 2,75 ml. For projects, please contact the factory.

## REF.

## €uros

OS15/D	787
OS15/C	878
OS15/B	1.033
OS15/A	1.274

OS16/D	807
OS16/C	910
OS16/B	1.053
OS16/A	1.295

## Accessories



## Specification

FELT (Price increase per armchair)

## REF.

## €uros

AC092	8
-------	---

NEW

# OSTOA LOUNGE

by Ander Lizaso




Lounge armchair fully upholstered in fabric.

Curved wooden interior lined with foam in different thicknesses. Base in 19 mm thick laminate.

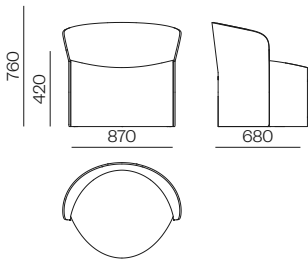
Polypropylene glides, felt optional; or hard or soft casters.

⚠ ATTENTION THE USE OF THE ERA, REMIX 3 AND VALENCIA COLLECTIONS IS NOT RECOMMENDED.

 800x720x980 mm

 1 unit

## Dimensions



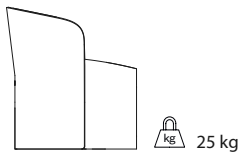
### Drawing

### Specification

REF.

€uros

#### Without Casters



**FULLY UPHOLSTERED** Group D

**OS17/D** 914

**FULLY UPHOLSTERED** Group C & COF

**OS17/C** 990

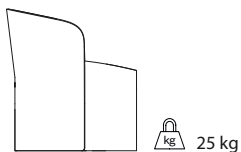
**FULLY UPHOLSTERED** Group B

**OS17/B** 1.214

**FULLY UPHOLSTERED** Group A

**OS17/A** 1.553

#### With Casters



**FULLY UPHOLSTERED** Group B

**OS18/D** 936

**FULLY UPHOLSTERED** Group C & COF

**OS18/C** 1.012

**FULLY UPHOLSTERED** Group B

**OS18/B** 1.239

**FULLY UPHOLSTERED** Group A

**OS18/A** 1.578

Measure: Total 3 ml. For projects, please contact the factory.

## Accessories

### Specification

REF.

€uros



**FELT** (Price increase per armchair)

**AC092** 8



# WIRE

by Pensi Design Studio



The Gorka Wire family combines a lounge chair with low tables in multiple shapes and two heights, creating open, dynamic spaces.

Both the chair and the table share a slim tubular base, giving them a light and elegant presence.

Designed for open spaces, waiting areas, or cafés, Gorka Wire creates fluid and welcoming spaces while maintaining the timeless character inherent to the Gorka family.

# WIRE

by Pensi Design Studio

## Variants



Wire Lounge

Table Wire Lounge  
H350/400

Table Wire Lounge  
H350/400

Table Wire Lounge  
H350/400

## Finishes


### Upholstery

All available fabrics and leathers can be found in our finishes book.  
Finishes book +info

### Metallic finishes




### Oxide finishes



### Chromed



### Laminates



### Woods



# WIRE

by Pensi Design Studio


Edges according to tabletop material

---

## **Straight edges**

Laminate and wood

 19 mm



# WIRE LOUNGE

by Pensi Design Studio





Non-stackable waiting chair without armrests.

One-piece shell made of upholstered beech plywood.

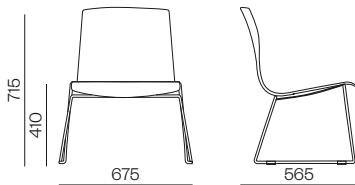
Inclined rod-style base made of Ø12 mm steel tube, powder-coated or chrome finish.

Polypropylene glides.

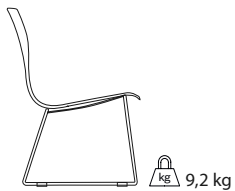
 810x690x945 mm

 3 units

## Dimensions



## Drawing



## Specification

### Without Arms

**FULLY UPHOLSTERED** Group D

**FULLY UPHOLSTERED** Group C & COF

**FULLY UPHOLSTERED** Group B & Valencia

**FULLY UPHOLSTERED** Group A & COL

**FULLY UPHOLSTERED** Hide

**FULLY UPHOLSTERED** Soft leather

**CHROME SUPPLEMENT**

## REF.

## €uros

<b>400/D</b>	476
<b>400/Z</b>	502
<b>400/X</b>	523
<b>400/W</b>	591
<b>400/H</b>	658
<b>400/S</b>	763
<b>CHROME SUPPLEMENT</b>	32

Measure: Fully upholstered 0,88 ml / 15 feet. For projects, please contact the factory.

NEW

# TABLE WIRE LOUNGE

by Pensi Design Studio



Low waiting table.

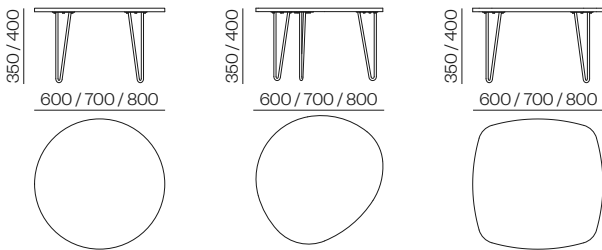
Round or square tabletop in laminate or wood.

Ø12 mm steel rod-style base, powder-coated or chrome finish.

Polypropylene glides.

Table 600 mm		1060x95x600 mm		1 unit
Table 700 mm		1060x95x700 mm		1 unit
Table 800 mm		1060x95x800 mm		1 unit

## Dimensions



Drawing

Specification



REF. Euros REF. Euros REF. Euros REF. Euros Euros



### Round Table

Ø600 mm	7,3 kg
Ø700 mm	8,5 kg
Ø800 mm	9,9 kg

H350		H400		Chrome supplement
Laminate 19 mm	Wood 19 mm	Laminate 19 mm	Wood 19 mm	
WR01/M 322	WR01/W 384	WR04/M 322	WR04/W 384	58
WR02/M 337	WR02/W 454	WR05/M 337	WR05/W 454	58
WR03/M 378	WR03/W 521	WR06/M 378	WR06/W 521	58



### Organic Round Table

Ø600 mm	6,3 kg
Ø700 mm	7,6 kg
Ø800 mm	9 kg

H350		H400		Chrome supplement
Laminate 19 mm	Wood 19 mm	Laminate 19 mm	Wood 19 mm	
WR07/M 340	WR07/W 402	WR10/M 340	WR10/W 402	43
WR08/M 355	WR08/W 472	WR11/M 355	WR11/W 472	43
WR09/M 396	WR09/W 538	WR12/M 396	WR12/W 538	43



### Organic Square Table

600x600 mm	8 kg
700x700 mm	9,6 kg
800x800 mm	11,4 kg

H350		H400		Chrome supplement
Laminate 19 mm	Wood 19 mm	Laminate 19 mm	Wood 19 mm	
WR19/M 366	WR19/W 428	WR22/M 366	WR22/W 428	58
WR20/M 381	WR20/W 498	WR23/M 381	WR23/W 498	58
WR21/M 422	WR21/W 565	WR24/M 422	WR24/W 565	58



# XOKO

by Iratzoki Lizaso



A collection of stools for sharing thoughts and ideas in collaborative environments. With generous seat dimensions, Xoko is at the same time both symmetrical and asymmetrical. Its unique shape envelops the user. Its design makes it possible to sit in different directions, yet retain comfort.

The Xoko stools program livens up spaces and helps to foster conversations and the sharing of ideas. In open areas, it offers different configurations where you can just sit and connect with the physical space.

# XOKO

by Iratzoki Lizaso

## Variants



4 Legs  
H670



4 Legs  
H780



Central Column  
H670




Central Column  
H780

## Finishes


### Upholstery

All available fabrics and leathers can be found in our finishes book.  
Finishes book +info

### Metallic finishes



P-257 White Textured  
(\*RAL 9016)



P-1002 Ivory



P-249 Grey Beige  
(\*RAL 1019)



P-3010 Latte



P-893 Mocha  
(\*RAL 7006)



P-8015 Bordeaux  
(\*RAL 8015)



P-251 Rose  
(\*RAL 3017)



P-3012 Beige Red  
(\*RAL 3012)



P-250 Mustard  
(\*RAL 1015)



P-1017 Apricot-Ochre  
(\*RAL 1017)



P-254 Traffic Grey  
(\*RAL 7042)



P-3040 Mint




P-7003 Moss Grey  
(\*RAL 7003)




P-7024 Graphite Grey  
(\*RAL 7024)



P-5001 Navy Blue  
(\*RAL 5001)



P-208 Black Textured  
(\*RAL 9017)



P-246 Black  
(\*RAL 9017)

### Oxide finishes



P-261 Copper



P-262 Oxide Brown  
Textured



P-260 Anodic Bronze

# XOKO 4 LEGS

by Iratzoki Lizaso







Stool available in two heights.

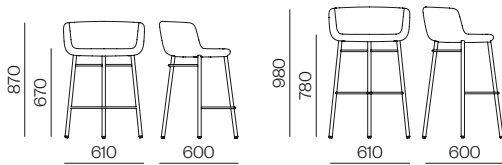
One-piece injected polyurethane shell, upholstered.

4-leg base in Ø20 mm steel tube with powder-coated finish.

Polypropylene glides, felt optional.

Height 670 mm  680x570x970 mm  1 unit  
 Height 780 mm  680x570x1.100 mm  1 unit

## Dimensions



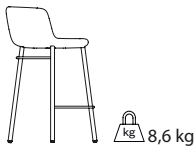
Drawing

## Specification

REF.

€uros

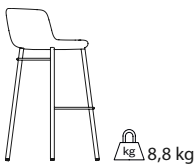
### Height 670 mm



- FULLY UPHOLSTERED** Group D
- FULLY UPHOLSTERED** Group C & COF
- FULLY UPHOLSTERED** Group B & Valencia
- FULLY UPHOLSTERED** Group A & COL
- FULLY UPHOLSTERED** Soft leather

<b>XK01/D</b>	531
<b>XK01/C</b>	559
<b>XK01/B</b>	629
<b>XK01/A</b>	686
<b>XK01/L</b>	778

### Height 780 mm



- FULLY UPHOLSTERED** Group D
- FULLY UPHOLSTERED** Group C & COF
- FULLY UPHOLSTERED** Group B & Valencia
- FULLY UPHOLSTERED** Group A & COL
- FULLY UPHOLSTERED** Soft leather

<b>XK02/D</b>	544
<b>XK02/C</b>	575
<b>XK02/B</b>	645
<b>XK02/A</b>	699
<b>XK02/L</b>	792

Measure: 1,2 ml / 16 feet. For projects, please contact the factory.

## Accessories

## Specification

REF.

€uros



**FELT** (Price increase per chair)

<b>ACX01</b>	11
--------------	----

# XOKO CENTRAL COLUMN

by Iratzoki Lizaso



Stool available in two heights.

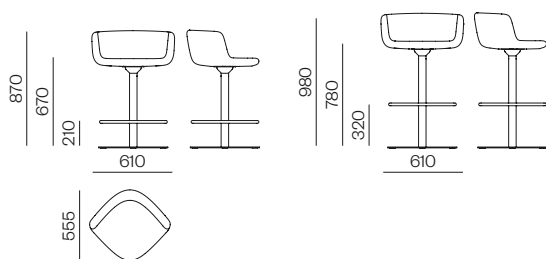
One-piece injected polyurethane shell, upholstered.

Central-column structure with fixed height, powder-coated finish.

 680x570x970 mm

 1 unit

## Dimensions

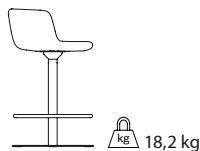


Drawing

Specification

REF.

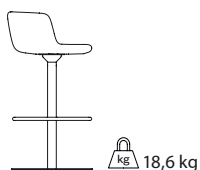
€uros



### Height 670 mm

- FULLY UPHOLSTERED** Group D
- FULLY UPHOLSTERED** Group C & COF
- FULLY UPHOLSTERED** Group B & Valencia
- FULLY UPHOLSTERED** Group A & COL
- FULLY UPHOLSTERED** Soft leather

<b>XK10/D</b>	746
<b>XK10/C</b>	776
<b>XK10/B</b>	851
<b>XK10/A</b>	907
<b>XK10/L</b>	1.005



### Height 780 mm

- FULLY UPHOLSTERED** Group D
- FULLY UPHOLSTERED** Group C & COF
- FULLY UPHOLSTERED** Group B & Valencia
- FULLY UPHOLSTERED** Group A & COL
- FULLY UPHOLSTERED** Soft leather

<b>XK11/D</b>	750
<b>XK11/C</b>	781
<b>XK11/B</b>	855
<b>XK11/A</b>	913
<b>XK11/L</b>	1.009

Measure: 1,2 m / 16 feet. For projects, please contact the factory.

# ASKI



This collection of Aski tables has a timeless appeal that makes it suitable for use in a wide range of domestic, public, educational or corporate settings thanks to its simplicity, durable construction and practical design.

The tables come in a range of sizes with a central column with three different height options, as well as two additional support bases that can be either round, square or rectangular.

## General specifications

---

### Tabletops

Tabletops in 19 mm laminate, 12 mm HPL-Compact, 20 mm fenix, 20 mm bevelled HPL-Plywood laminated or 19 mm varned wood.

### Structures

Base square or round in S-275 grade steel in several dimensions depending on the top size. Bevelled edges and smoothed surfaces to ensure the optimal adhesion to the paint. Variable widths of sheet from 5 mm to 16 mm. Powder coated finish. Base prepared for electrification exit.

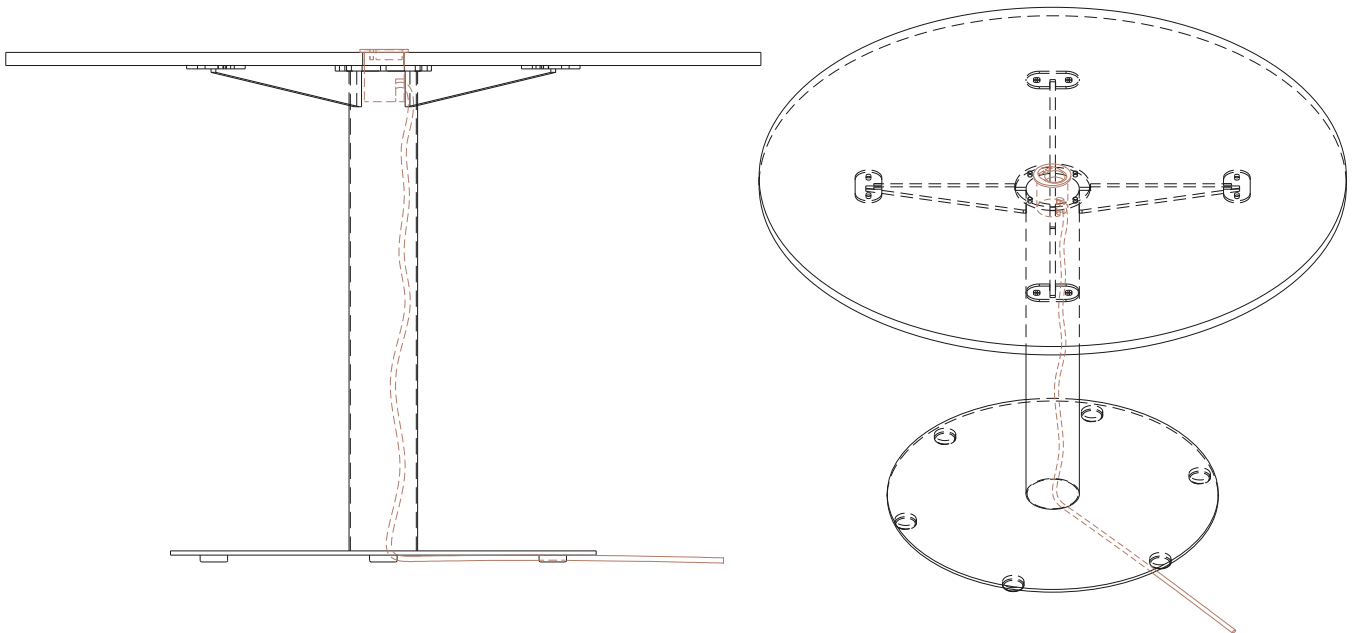
Robust polyamide screwed glides. Good slip, high durability and floor protection.

Column cylindric steel tube from Ø60 mm to Ø100 mm, 2 mm thick. S-275 grade available in several heights. High precision laser tube cutting. Powder-coated finish.

### Electrification system

Electrification with power outlet + USB A and C.

Example of an electrification system integrated into a Ø100 mm column (C 100).



# ASKI

## Variants

---

### H750 mm



Round  
H750



Square  
H750



Rectangular Central Column  
H750



Rectangular Double Column  
H750

### H950 mm



Round  
H950



Square  
H950

NEW



Rectangular Central Column  
H950

NEW



Rectangular Double Column  
H950

### H1050 mm



Round  
H1050



Square  
H1050

NEW



Rectangular Central Column  
H1050

NEW



Rectangular Double Column  
H1050

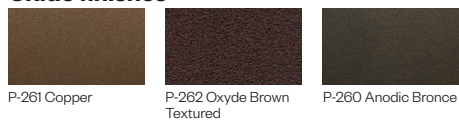
# ASKI

## Finishes


### Metallic finishes




### Oxide finishes



### Laminates / HPL-Plywood laminated



### Woods



### HPL-Compact




### Fenix



## Edges according to tabletop material


### Straight edges

Laminate, wood and black Fenix  
 I 19 mm / 20 mm




### Straight edges + black body

HPL-Compact  
 I 12 mm



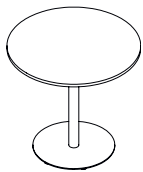
### Bevelled edges

HPL-Playwood laminated  
 I 20 mm



# ASKI-h750

## Drawing



## Specification



### Round

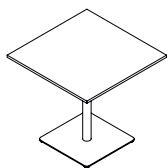
Dimensions (mm)	Weight (kg)
Ø500 mm B 370 / C 60 mm	14 kg
Ø600 mm B 370 / C 60 mm	15 kg
Ø700 mm B 370 / C 60 mm	16 kg
Ø800 mm B 490 / C 60 mm	24 kg
Ø900 mm B 490 / C 60 mm	26 kg
Ø1000 mm B 490 / C 60 mm	27 kg
Ø1100 mm B 615 / C 100 mm	46 kg
Ø1200 mm B 615 / C 100 mm	49 kg
Ø1300 mm B 615 / C 100 mm	51 kg
Ø1400 mm B 745 / C 100 mm	60 kg
Ø1500 mm B 745 / C 100 mm	63 kg
Ø1600 mm B 745 / C 100 mm	66 kg

## REF. Euros REF. Euros REF. Euros REF. Euros REF. Euros

Material	Laminate 19 mm	HPL-Compact 12 mm	Wood 19 mm	HPL-Playwood laminated 20 mm	Black Fenix 20 mm				
AS01/M	397	AS01/C	431	AS01/W	473	AS01/E	470	AS01/F	494
AS02/M	406	AS02/C	467	AS02/W	509	AS02/E	510	AS02/F	542
AS03/M	417	AS03/C	510	AS03/W	553	AS03/E	566	AS03/F	605
AS04/M	469	AS04/C	592	AS04/W	629	AS04/E	662	AS04/F	726
AS05/M	483	AS05/C	648	AS05/W	687	AS05/E	739	AS05/F	805
AS06/M	572	AS06/C	647	AS06/W	682	AS06/E	765	AS06/F	794
AS07/M	777	AS07/C	1.052	AS07/W	1.086	AS07/E	1.188	AS07/F	1.218
AS08/M	834	AS08/C	1.188	AS08/W	1.220	AS08/E	1.362	AS08/F	1.390
AS09/M	895	AS09/C	1.312	AS09/W	1.346				
AS10/M	958	AS10/C	1.448	AS10/W	1.477				
AS11/M	986	AS11/C	1.557	AS11/W	1.578				
AS12/M	1.008	AS12/C	1.666	AS12/W	1.678				

### Square

Dimensions (mm)	Weight (kg)
500x500 mm B 370 / C 60 mm	15 kg
600x600 mm B 370 / C 60 mm	17 kg
700x700 mm B 490 / C 60 mm	27 kg
800x800 mm B 490 / C 60 mm	29 kg
900x900 mm B 490 / C 60 mm	31 kg
1000x1000 mm B 615 / C 100 mm	49 kg
1100x1100 mm B 615 / C 100 mm	51 kg
1200x1200 mm B 615 / C 100 mm	54 kg
1300x1300 mm B 745 / C 100 mm	70 kg
1400x1400 mm B 745 / C 100 mm	74 kg




Material	Laminate 19 mm	HPL-Compact 12 mm	Wood 19 mm	HPL-Playwood laminated 20 mm	Black Fenix 20 mm				
AS40/M	383	AS40/C	431	AS40/W	450	AS40/E	463	AS40/F	478
AS41/M	388	AS41/C	467	AS41/W	486	AS41/E	506	AS41/F	529
AS42/M	440	AS42/C	544	AS42/W	562	AS42/E	622	AS42/F	660
AS43/M	449	AS43/C	592	AS43/W	605	AS43/E	659	AS43/F	705
AS44/M	470	AS44/C	633	AS44/W	675	AS44/E	725	AS44/F	839
AS45/M	703	AS45/C	931	AS45/W	942	AS45/E	976	AS45/F	1.105
AS46/M	726	AS46/C	1.004	AS46/W	1.014	AS46/E	1.176	AS46/F	1.204
AS47/M	816	AS47/C	1.188	AS47/W	1.191	AS47/E	1.351	AS47/F	1.375
AS48/M	918	AS48/C	1.350	AS48/W	1.356				
AS49/M	940	AS49/C	1.448	AS49/W	1.444				

## Accessories

## Specification

## REF.

## Euros



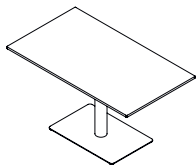
**TABLETOP WITH ROUNDED EDGES**  
(Price increase per table)

AC084

27

# ASKI-h750

## Drawing



## Specification

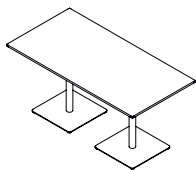


### Rectangular

800x600 mm B 370x490 / C 60 mm	20 kg
1000x600 mm B 370x615 / C 100 mm	31 kg
1000x800 mm B 490x615 / C 100 mm	38 kg
1200x600 mm B 370x615 / C 100 mm	33 kg
1200x900 mm B 490x615 / C 100 mm	41 kg
1400x800 mm B 490x745 / C 100 mm	48 kg
1400x1000 mm B 615x745 / C 100 mm	58 kg
1400x1200 mm B 615x745 / C 100 mm	61 kg

REF.	€uros	REF.	€uros	REF.	€uros	REF.	€uros	REF.	€uros
Laminate 19 mm		HPL-Compact 12 mm		Wood 19 mm		HPL-Playwood laminated 20 mm		Black Fenix 20 mm	
AS70/M	449	AS70/C	592	AS70/W	615	AS70/E	662	AS70/F	705
AS71/M	613	AS71/C	836	AS71/W	862	AS71/E	952	AS71/F	1.014
AS72/M	703	AS72/C	931	AS72/W	955	AS72/E	1.042	AS72/F	1.105
AS73/M	711	AS73/C	1.085	AS73/W	1.100	AS73/E	1.259	AS73/F	1.269
AS74/M	816	AS74/C	1.188	AS74/W	1.206	AS74/E	1.362	AS74/F	1.375
AS75/M	830	AS75/C	1.201	AS75/W	1.220	AS75/E	1.396	AS75/F	1.416
AS76/M	850	AS76/C	1.357	AS76/W	1.368	AS76/E	1.461	AS76/F	1.519
AS77/M	940	AS77/C	1.448	AS77/W	1.465	AS77/E	1.494	AS77/F	1.559

### Rectangular Double Column



1400x600 mm B 370x370 / C 60 mm	35 kg
1600x800 mm B 490x490 / C 60 mm	57 kg
1800x600 mm B 370x370 / C 60 mm	38 kg
1800x900 mm B 490x490 / C 60 mm	62 kg
2000x900 mm B 490x490 / C 60 mm	64 kg
2200x1000 mm B 615x615 / C 100 mm	100 kg
2400x1200 mm B 615x615 / C 100 mm	108 kg
2600x1400 mm B 745x745 / C 100 mm	144 kg


REF.	€uros	REF.	€uros	REF.	€uros	REF.	€uros	REF.	€uros
Laminate 19 mm		HPL-Compact 12 mm		Wood 19 mm		HPL-Playwood laminated 20 mm		Black Fenix 20 mm	
AS80/M	789	AS80/C	952	AS80/W	1.010	AS80/E	1.049	AS80/F	1.092
AS81/M	895	AS81/C	1.181	AS81/W	1.225	AS81/E	1.321	AS81/F	1.410
AS82/M	855	AS82/C	1.029	AS82/W	1.105	AS82/E	1.155	AS82/F	1.224
AS83/M	1.034	AS83/C	1.425	AS83/W	1.488	AS83/E	1.632	AS83/F	1.678
AS84/M	1.100	AS84/C	1.506	AS84/W	1.580	AS84/E	1.736	AS84/F	1.789
AS85/M	1.451	AS85/C	2.006	AS85/W	2.051	AS85/E	2.274	AS85/F	2.402
AS86/M	1.632	AS86/C	2.375	AS86/W	2.412	AS86/E	2.723	AS86/F	2.748
AS87/M	1.835	AS87/C	2.698	AS87/W	2.743				

## Accessories

## Specification

## REF.

## €uros



**TABLETOP WITH ROUNDED EDGES**  
(Price increase per table)

AC084

27

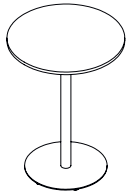
# ASKI-h950

## Drawing

## Specification



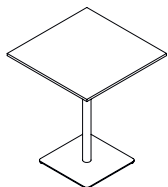
REF. Euros REF. Euros REF. Euros REF. Euros REF. Euros



### Round

			Laminate 19 mm	HPL-Compact 12 mm	Wood 19 mm	HPL-Playwood laminated 20 mm	Black Fenix 20 mm				
Ø500 mm B 370 / C 60 mm	14 kg	<b>AS13/M</b>	432	<b>AS13/C</b>	463	<b>AS13/W</b>	504	<b>AS13/E</b>	508	<b>AS13/F</b>	526
Ø600 mm B 490 / C 60 mm	22 kg	<b>AS14/M</b>	521	<b>AS14/C</b>	573	<b>AS14/W</b>	603	<b>AS14/E</b>	616	<b>AS14/F</b>	647
Ø700 mm B 490 / C 60 mm	23 kg	<b>AS15/M</b>	534	<b>AS15/C</b>	616	<b>AS15/W</b>	647	<b>AS15/E</b>	672	<b>AS15/F</b>	710
Ø800 mm B 490 / C 60 mm	25 kg	<b>AS16/M</b>	548	<b>AS16/C</b>	659	<b>AS16/W</b>	692	<b>AS16/E</b>	740	<b>AS16/F</b>	772
Ø900 mm B 490 / C 60 mm	26 kg	<b>AS17/M</b>	566	<b>AS17/C</b>	721	<b>AS17/W</b>	747	<b>AS17/E</b>	811	<b>AS17/F</b>	885
Ø1000 mm B 615 / C 100 mm	45 kg	<b>AS18/M</b>	789	<b>AS18/C</b>	1.002	<b>AS18/W</b>	1.024	<b>AS18/E</b>	1.116	<b>AS18/F</b>	1.148
Ø1100 mm B 615 / C 100 mm	46 kg	<b>AS19/M</b>	824	<b>AS19/C</b>	1.079	<b>AS19/W</b>	1.119	<b>AS19/E</b>	1.215	<b>AS19/F</b>	1.244
Ø1200 mm B 615 / C 100 mm	49 kg	<b>AS20/M</b>	859	<b>AS20/C</b>	1.215	<b>AS20/W</b>	1.244	<b>AS20/E</b>	1.387	<b>AS20/F</b>	1.415
Ø1300 mm B 745 / C 100 mm	59 kg	<b>AS21/M</b>	1.002	<b>AS21/C</b>	1.467	<b>AS21/W</b>	1.488				
Ø1400 mm B 745 / C 100 mm	60 kg	<b>AS22/M</b>	1.060	<b>AS22/C</b>	1.514	<b>AS22/W</b>	1.548				

### Square




			Laminate 19 mm	HPL-Compact 12 mm	Wood 19 mm	HPL-Playwood laminated 20 mm	Black Fenix 20 mm				
500x500 mm B 370 / C 60 mm	16 kg	<b>AS50/M</b>	388	<b>AS50/C</b>	435	<b>AS50/W</b>	463	<b>AS50/E</b>	464	<b>AS50/F</b>	486
600x600 mm B 370 / C 60 mm	17 kg	<b>AS51/M</b>	395	<b>AS51/C</b>	474	<b>AS51/W</b>	499	<b>AS51/E</b>	517	<b>AS51/F</b>	535
700x700 mm B 490 / C 60 mm	28 kg	<b>AS52/M</b>	447	<b>AS52/C</b>	552	<b>AS52/W</b>	577	<b>AS52/E</b>	605	<b>AS52/F</b>	668
800x800 mm B 490 / C 60 mm	29 kg	<b>AS53/M</b>	456	<b>AS53/C</b>	598	<b>AS53/W</b>	621	<b>AS53/E</b>	668	<b>AS53/F</b>	713
900x900 mm B 615 / C 100 mm	47 kg	<b>AS54/M</b>	777	<b>AS54/C</b>	971	<b>AS54/W</b>	986	<b>AS54/E</b>	1.095	<b>AS54/F</b>	1.160
1000x1000 mm B 615 / C 100 mm	50 kg	<b>AS55/M</b>	794	<b>AS55/C</b>	1.049	<b>AS55/W</b>	1.057	<b>AS55/E</b>	1.120	<b>AS55/F</b>	1.186
1100x1100 mm B 615 / C 100 mm	52 kg	<b>AS56/M</b>	812	<b>AS56/C</b>	1.125	<b>AS56/W</b>	1.143	<b>AS56/E</b>	1.195	<b>AS56/F</b>	1.271
1200x1200 mm B 615 / C 100 mm	55 kg	<b>AS57/M</b>	832	<b>AS57/C</b>	1.204	<b>AS57/W</b>	1.216	<b>AS57/E</b>	1.380	<b>AS57/F</b>	1.390
1300x1300 mm B 745 / C 100 mm	71 kg	<b>AS58/M</b>	977	<b>AS58/C</b>	1.442	<b>AS58/W</b>	1.463				

## Accessories

## Specification

REF.

€uros



**TABLETOP WITH ROUNDED EDGES**  
(Price increase per table)

**AC084**

27

NEW

## ASKI-h950

Drawing

Specification



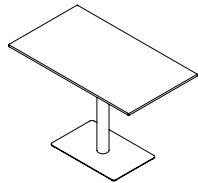
REF. Euros

REF. Euros

REF. Euros

REF. Euros

REF. Euros

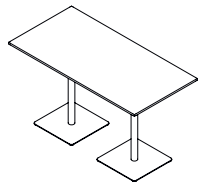
**Rectangular**

800x600 mm B 370x490 / C 60 mm	21 kg
1000x600 mm B 370x615 / C 100 mm	32 kg
1000x800 mm B 490x615 / C 100 mm	39 kg
1200x700 mm B 490x745 / C 100 mm	46 kg
1200x900 mm B 615x745 / C 100 mm	55 kg
1300x700 mm B 490x745 / C 100 mm	47 kg
1300x900 mm B 490x745 / C 100 mm	50 kg
1300x1100 mm B 615x745 / C 100 mm	59 kg

Laminate 19 mm	HPL-Compact 12 mm	Wood 19 mm	HPL-Playwood laminated 20 mm	Black Fenix 20 mm
AS90/M 482	AS90/C 625	AS90/W 647	AS90/E 695	AS90/F 739
AS91/M 645	AS91/C 870	AS91/W 895	AS91/E 982	AS91/F 1.045
AS92/M 736	AS92/C 962	AS92/W 987	AS92/E 1.073	AS92/F 1.135
AS93/M 829	AS93/C 1.200	AS93/W 1.215	AS93/E 1.374	AS93/F 1.386
AS94/M 933	AS94/C 1.305	AS94/W 1.322	AS94/E 1.478	AS94/F 1.490
AS95/M 862	AS95/C 1.232	AS95/W 1.252	AS95/E 1.427	AS95/F 1.444
AS96/M 881	AS96/C 1.387	AS96/W 1.399	AS96/E 1.492	AS96/F 1.549
AS97/M 991	AS97/C 1.498	AS97/W 1.512	AS97/E 1.543	AS97/F 1.609

**Rectangular  
Double Column**

1400x600 mm B 370x370 / C 60 mm	36 kg
1600x800 mm B 490x490 / C 60 mm	59 kg
1800x600 mm B 370x370 / C 60 mm	39 kg
1800x900 mm B 615x615 / C 100 mm	95 kg
2000x900 mm B 615x615 / C 100 mm	97 kg
2200x1000 mm B 615x615 / C 100 mm	102 kg
2400x1200 mm B 745x745 / C 100 mm	136 kg
2600x1300 mm B 745x745 / C 100 mm	142 kg




Laminate 19 mm	HPL-Compact 12 mm	Wood 19 mm	HPL-Playwood laminated 20 mm	Black Fenix 20 mm
AS110/M 856	AS110/C 1.018	AS110/W 1.077	AS110/E 1.117	AS110/F 1.161
AS111/M 964	AS111/C 1.247	AS111/W 1.292	AS111/E 1.388	AS111/F 1.477
AS112/M 923	AS112/C 1.097	AS112/W 1.172	AS112/E 1.221	AS112/F 1.292
AS113/M 1.321	AS113/C 1.711	AS113/W 1.771	AS113/E 1.889	AS113/F 1.964
AS114/M 1.386	AS114/C 1.790	AS114/W 1.864	AS114/E 2.019	AS114/F 2.095
AS115/M 1.517	AS115/C 2.072	AS115/W 2.117	AS115/E 2.338	AS115/F 2.466
AS116/M 1.767	AS116/C 2.481	AS116/W 2.554	AS116/E 3.004	AS116/F 3.027
AS117/M 1.898	AS117/C 2.759	AS117/W 2.805		

Accessories

Specification

REF.

Euros

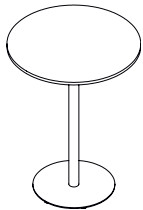
**TABLETOP WITH ROUNDED EDGES**  
(Price increase per table)

AC084

27

# ASKI-h1050

## Drawing



## Specification

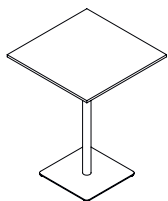


### Round

Ø500 mm B 370 / C 60 mm	14 kg
Ø600 mm B 490 / C 60 mm	22 kg
Ø700 mm B 490 / C 60 mm	23 kg
Ø800 mm B 490 / C 60 mm	25 kg
Ø900 mm B 490 / C 60 mm	26 kg
Ø1000 mm B 615 / C 100 mm	46 kg
Ø1100 mm B 615 / C 100 mm	48 kg
Ø1200 mm B 615 / C 100 mm	50 kg
Ø1300 mm B 745 / C 100 mm	59 kg
Ø1400 mm B 745 / C 100 mm	62 kg

### Square

500x500 mm B 370 / C 60 mm	16 kg
600x600 mm B 370 / C 60 mm	18 kg
700x700 mm B 490 / C 60 mm	28 kg
800x800 mm B 490 / C 60 mm	30 kg
900x900 mm B 615 / C 100 mm	48 kg
1000x1000 mm B 615 / C 100 mm	50 kg
1100x1100 mm B 615 / C 100 mm	53 kg
1200x1200 mm B 615 / C 100 mm	55 kg
1300x1300 mm B 745 / C 100 mm	72 kg



REF. Euros REF. Euros REF. Euros REF. Euros REF. Euros

Laminate 19 mm	HPL-Compact 12 mm	Wood 19 mm	HPL-Playwood laminated 20 mm	Black Fenix 20 mm
AS23/M 432	AS23/C 463	AS23/W 504	AS23/E 508	AS23/F 526
AS24/M 521	AS24/C 573	AS24/W 603	AS24/E 616	AS24/F 647
AS25/M 534	AS25/C 616	AS25/W 647	AS25/E 672	AS25/F 710
AS26/M 548	AS26/C 659	AS26/W 692	AS26/E 740	AS26/F 772
AS27/M 566	AS27/C 721	AS27/W 747	AS27/E 811	AS27/F 885
AS28/M 789	AS28/C 1.002	AS28/W 1.024	AS28/E 1.116	AS28/F 1.148
AS29/M 824	AS29/C 1.079	AS29/W 1.119	AS29/E 1.215	AS29/F 1.244
AS30/M 859	AS30/C 1.215	AS30/W 1.244	AS30/E 1.387	AS30/F 1.415
AS31/M 1.002	AS31/C 1.467	AS31/W 1.488		
AS32/M 1.060	AS32/C 1.514	AS32/W 1.548		


Laminate 19 mm	HPL-Compact 12 mm	Wood 19 mm	HPL-Playwood laminated 20 mm	Black Fenix 20 mm
AS59/M 388	AS59/C 435	AS59/W 463	AS59/E 464	AS59/F 486
AS60/M 395	AS60/C 474	AS60/W 499	AS60/E 517	AS60/F 535
AS61/M 447	AS61/C 552	AS61/W 577	AS61/E 605	AS61/F 668
AS62/M 456	AS62/C 598	AS62/W 621	AS62/E 668	AS62/F 713
AS63/M 777	AS63/C 971	AS63/W 986	AS63/E 1.095	AS63/F 1.160
AS64/M 794	AS64/C 1.049	AS64/W 1.057	AS64/E 1.120	AS64/F 1.186
AS65/M 812	AS65/C 1.125	AS65/W 1.143	AS65/E 1.195	AS65/F 1.271
AS66/M 832	AS66/C 1.204	AS66/W 1.216	AS66/E 1.380	AS66/F 1.390
AS67/M 977	AS67/C 1.442	AS67/W 1.463		

## Accessories

## Specification

REF.

Euros



**TABLETOP WITH ROUNDED EDGES**  
(Price increase per table)

AC084

27

NEW

## ASKI-h1050

Drawing

Specification



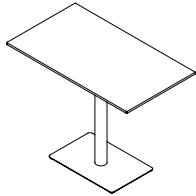
REF. Euros

REF. Euros

REF. Euros

REF. Euros

REF. Euros

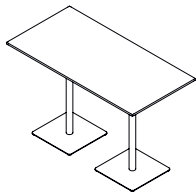
**Rectangular**

800x600 mm B 370x490 / C 60 mm	21 kg
1000x600 mm B 370x615 / C 100 mm	33 kg
1000x800 mm B 490x615 / C 100 mm	40 kg
1200x700 mm B 490x745 / C 100 mm	41 kg
1200x900 mm B 615x745 / C 100 mm	55 kg
1300x700 mm B 490x745 / C 100 mm	47 kg
1300x900 mm B 490x745 / C 100 mm	50 kg
1300x1100 mm B 615x745 / C 100 mm	60 kg

Laminate 19 mm	HPL-Compact 12 mm	Wood 19 mm	HPL-Playwood laminated 20 mm	Black Fenix 20 mm
AS100/M 482	AS100/C 625	AS100/W 647	AS100/E 695	AS100/F 739
AS101/M 645	AS101/C 870	AS101/W 895	AS101/E 982	AS101/F 1.045
AS102/M 736	AS102/C 962	AS102/W 987	AS102/E 1.073	AS102/F 1.135
AS103/M 829	AS103/C 1.200	AS103/W 1.215	AS103/E 1.374	AS103/F 1.386
AS104/M 933	AS104/C 1.305	AS104/W 1.322	AS104/E 1.478	AS104/F 1.490
AS105/M 862	AS105/C 1.232	AS105/W 1.252	AS105/E 1.427	AS105/F 1.444
AS106/M 881	AS106/C 1.387	AS106/W 1.399	AS106/E 1.492	AS106/F 1.549
AS107/M 991	AS107/C 1.498	AS107/W 1.512	AS107/E 1.543	AS107/F 1.609

**Rectangular  
Double Column**

1400x600 mm B 370x370 / C 60 mm	37 kg
1600x800 mm B 490x490 / C 60 mm	59 kg
1800x600 mm B 370x370 / C 60 mm	40 kg
1800x900 mm B 615x615 / C 100 mm	96 kg
2000x900 mm B 615x615 / C 100 mm	98 kg
2200x1000 mm B 615x615 / C 100 mm	103 kg
2400x1200 mm B 745x745 / C 100 mm	137 kg
2600x1300 mm B 745x745 / C 100 mm	143 kg




Laminate 19 mm	HPL-Compact 12 mm	Wood 19 mm	HPL-Playwood laminated 20 mm	Black Fenix 20 mm
AS120/M 856	AS120/C 1.018	AS120/W 1.077	AS120/E 1.117	AS120/F 1.161
AS121/M 964	AS121/C 1.247	AS121/W 1.292	AS121/E 1.388	AS121/F 1.477
AS122/M 923	AS122/C 1.097	AS122/W 1.172	AS122/E 1.221	AS122/F 1.292
AS123/M 1.321	AS123/C 1.711	AS123/W 1.771	AS123/E 1.889	AS123/F 1.964
AS124/M 1.386	AS124/C 1.790	AS124/W 1.864	AS124/E 2.019	AS124/F 2.095
AS125/M 1.517	AS125/C 2.072	AS125/W 2.117	AS125/E 2.338	AS125/F 2.466
AS126/M 1.767	AS126/C 2.481	AS126/W 2.554	AS126/E 3.004	AS126/F 3.027
AS127/M 1.898	AS127/C 2.759	AS127/W 2.805		

Accessories

Specification

REF.

Euros

**TABLETOP WITH ROUNDED EDGES**  
(Price increase per table)

AC084

27

# ASKI

## Accessories

## Specification



REF.

€uros



### USB CHARGER

Ø60 mm support / Ø70 mm out out (Cut out include)  
Black colour.  
Includes 1 schuko + 1USB charge A and C.

0,11 kg

**AC083**

322

NOTE: VALID FOR TABLES WITH COLUMNS OF Ø100 mm (G100)



### HANGER

Two per column

**AC058**

22



# BAT OFFICE

by Francesc Rifé



In Basque, "bat" is the beginning, the first number. Design, style and functionality are... one. They're Bat. But Bat also reflects the concept of "unity". Because at Akaba we unite to work, to design, create and dream.

Taking that idea as our basis, we develop this desk which unites balanced design with style and impressive functionality. Everything has a reason to be and flows in the same direction. Each of us have our space, but united we create a space for everyone.

# BAT OFFICE

by Francesc Rifé

## General specifications

---

### Tabletops

30 mm thick tabletops in laminate with 2 mm ABS edges and integrated metal top access

### Wood tabletops

AKABA S.A. will not be responsible for the total uniformity and similarity in the tables that have more than one tabletop. The nature of this finish, its diversity of veins, tones and shades from one sheet to another, mean that exact uniformity cannot be guaranteed.

### Structures

Metal frame at the underside of the tabletop, powder-coated with polymerized powder paint.

### Open end leg / Solid leg

Open end 2 mm (3/32") thick steel leg measuring 70x20 mm (2 3/4" x 3/4") powder coated with leveling glides.

Laminate solid leg T-shape made of 30 mm (1 1/4") thick laminate with ABS edges with leveling glides. Optional shelves.

### Drawer

Exchangeable locks with optional master key.

## SUPPORT CABINETS FOR EXECUTIVE WORKSTATIONS

Frame, tops, doors and shelves made of 19 mm (3/4") laminate with leveling glides. Front of drawers in laminate with handles and steel drawer runners. Exchangeable locks with optional master key.

### Electrification system

Composed of metal top access with front opening.

Executive workstation: cable rise through support cabinet by cable duct and metal tray for allocated the of electrification kit.

Bench composition: cable riser through a solid metal column and large capacity trays for allocated the electrification kits and cables.

Meeting tables: cable rise through a solid metal column and metal trays to allocated the electrification kit and cables.

### Accessories

Multiple possibilities for accessories: laminate or upholstered screen dividers (optional LEED lighting), great variety of metal trays, file metal trays, mobile storage, CPU containers, flexible cable risers.

### Dividers

Bench dividers in 19 mm laminate or upholstered.

# BAT OFFICE

by Francesc Rifé

## Variants



Workstation



Workstation



Workstation



Meeting



Meeting




Meeting




Bench

## Finishes

### Metallic finishes



P-257 White Textured  
(\*RAL 9016)



P-1002 Ivory



P-249 Grey Beige  
(\*RAL 1019)



P-3010 Latte



P-893 Mocha  
(\*RAL 7006)



P-8015 Bordeaux  
(\*RAL 8015)



P-251 Rose  
(\*RAL 3017)



P-3012 Beige Red  
(\*RAL 3012)



P-250 Mustard  
(\*RAL 1015)



P-1017 Apricot-Ochre  
(\*RAL 1017)



P-254 Traffic Grey  
(\*RAL 7042)



P-3040 Mint



P-7003 Moss Grey  
(\*RAL 7003)



P-7024 Graphite Grey  
(\*RAL 7024)



P-5001 Navy Blue  
(\*RAL 5001)




P-208 Black Textured  
(\*RAL 9017)




P-246 Black  
(\*RAL 9017)


### Oxide finishes



P-261 Copper




P-262 Oxide Brown  
Textured




P-260 Anodic Bronze


### Laminates / HPL-Plywood laminated




M-817 White Polar



M-825 Sahara



M-821 Rose



M-824 Red Clay



M-822 Olive Green



M-823 Grey Clay



M-814 Oak Aurora



M-826 Oak Mesura



M-819 Walnut Slow



M-827 Siroko Walnut



M-820 Oak Sinatra



M-816 Oak Azabache




M-818 Graphite

## Edges according to tabletop material

### Straight edges

Laminate

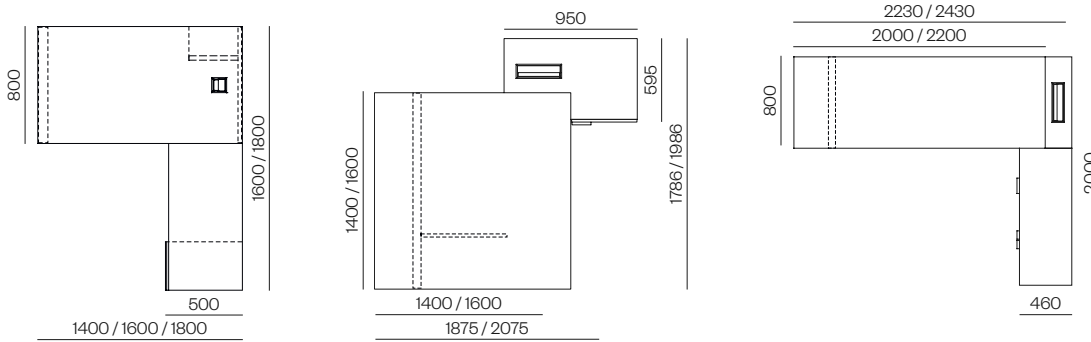


# BAT OFFICE

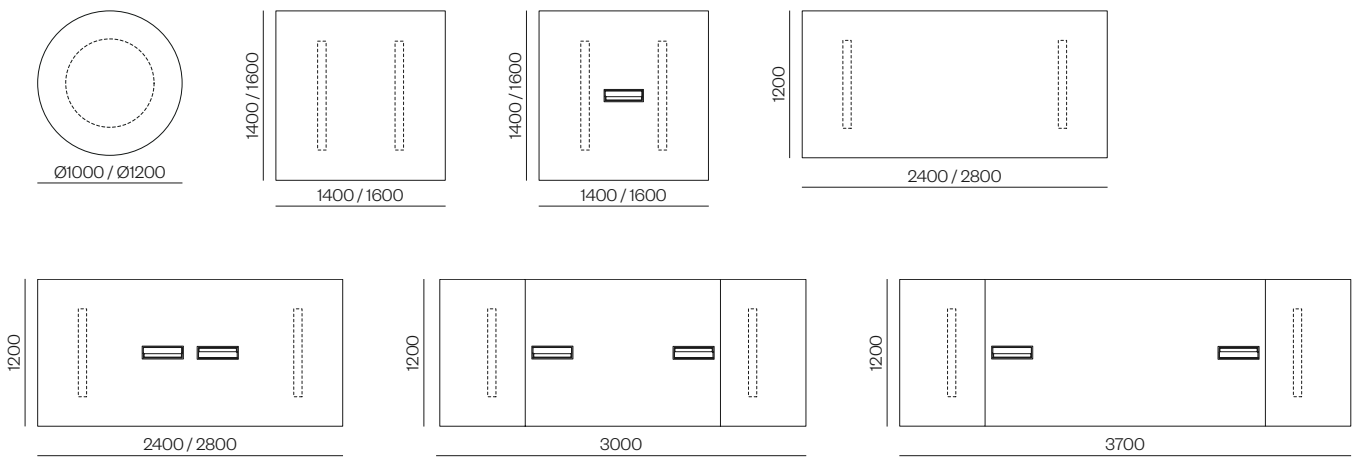
by Francesc Rifé

## General measures

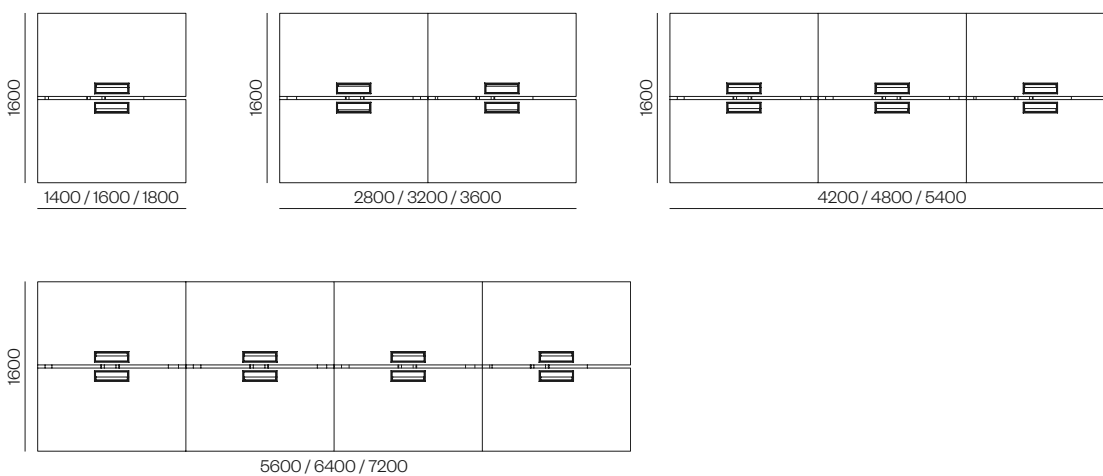
### Workstation



### Meeting


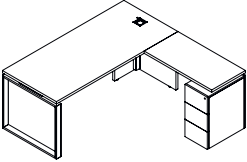
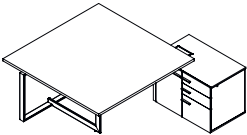
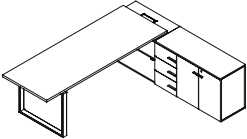


### Bench



# BAT OFFICE WORKSTATION


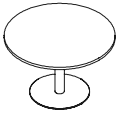
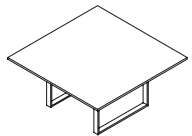

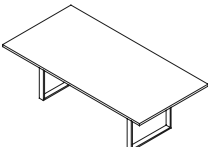
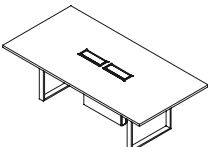
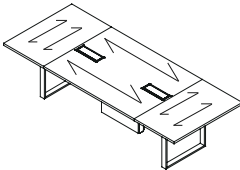
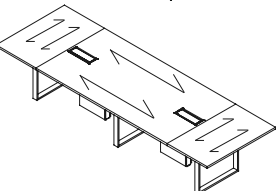
by Francesc Rifé

Drawing	Specification	Measures	 REF.	€uros	REF.	€uros	
	<b>Table with Add-on</b> 1 open leg + right solid leg. Add-on with support buck. With top access + tray. Shelves on the front of the solid leg. Cable rise by cable duct inside the solid leg. Tabletop of 30 mm laminate.	1400x1600 mm H750 mm E 1400x800 / Ala 800 mm	91 kg	<b>R19/M</b>	3.346	<b>R13/M</b>	3.346
		1400x1800 mm H750 mm E 1400x800 / Ala 1000 mm	93 kg	<b>R20/M</b>	3.373	<b>R14/M</b>	3.373
		1600x1600 mm H750 mm E 1600x800 / Ala 800 mm	94 kg	<b>R21/M</b>	3.378	<b>R15/M</b>	3.378
		1600x1800 mm H750 mm E 1600x800 / Ala 1000 mm	97 kg	<b>R22/M</b>	3.408	<b>R16/M</b>	3.408
		1800x1600 mm H750 mm E 1800x800 / Ala 800 mm	99 kg	<b>R23/M</b>	3.432	<b>R17/M</b>	3.432
		1800x1800 mm H750 mm E 1800x800 / Ala 1000 mm	102 kg	<b>R24/M</b>	3.447	<b>R18/M</b>	3.447
	<b>Table with Cabinet</b> Cabinet with 3 drawers and lockable door. Rise cables inside the cabinet. With top access in cabinet. Tabletop of 30 mm laminate.	1875x1786 mm H750 mm E 1400x1400 mm	134 kg	<b>R62/M</b>	6.528	<b>R60/M</b>	6.528
		2075x1986 mm H750 mm E 1600x1600 mm	144 kg	<b>R63/M</b>	6.997	<b>R61/M</b>	6.997
	<b>Table with Furniture</b> Furniture with diaphanous buck prepared for cable rise. Buck of 3 drawers, cabinet with doors and shelves, with lock. With top access in cabinet. Tabletop of 30 mm laminate.	2230x2000 mm H750 mm E 2000x800 mm	156 kg	<b>R66/M</b>	6.331	<b>R64/M</b>	6.331
		2430x2000 mm H750 mm E 2200x800 mm	162 kg	<b>R67/M</b>	6.528	<b>R65/M</b>	6.528

NOTE: THE TABLES INCLUDES CABLE RISER DUCT AND METAL TRAY TO ALLOCATE THE ELECTRIFICATION KITS.  
ELECTRICAL MODULES ARE NOT INCLUDED.

# BAT OFFICE MEETING




by Francesc Rifé

Drawing	Specification	Measures		REF.	€uros
	<b>Round</b> Central column. Tabletop of 30 mm laminate.	Ø800 mm H750 mm	55 kg	<b>HOQ/M</b>	1.220
		Ø1000 mm H750 mm	61 kg	<b>HOS/M</b>	1.337
		Ø1200 mm H750 mm	69 kg	<b>HOT/M</b>	1.451
	<b>Square</b> Without top access. Tabletop of 30 mm laminate.	1400x1400 mm H750 mm	64 kg	<b>HOX/M</b>	1.600
		1600x1600 mm H750 mm	75 kg	<b>HOY/M</b>	1.884
	<b>Square + Top Access</b> Totem not included. Tabletop of 30 mm laminate.	1400x1400 mm H750 mm	64 kg	<b>HOZ/M</b>	2.171
		1600x1600 mm H750 mm	75 kg	<b>H1A/M</b>	2.461
	<b>Rectangular</b> Without top access. Tabletop of 30 mm laminate.	2400x1200 mm H750 mm	86 kg	<b>H1B/M</b>	1.884
		2800x1200 mm H750 mm	96 kg	<b>H1C/M</b>	2.031
	<b>Rectangular + 2 Wooden Top Access</b> With square totem included. Tabletop of 30 mm laminate.	2400x1200 mm H750 mm	96 kg	<b>H1D/M</b>	2.826
	<b>Rectangular + 2 Wooden Top Access</b> With square totem included. Tabletop of 30 mm laminate.	3000x1200 mm H750 mm	108 kg	<b>H1E/M</b>	3.620
	<b>Rectangular + 2 Wooden Top Access</b> With square totem included. Tabletop of 30 mm laminate.	3700x1200 mm H750 mm	141 kg	<b>H1F/M</b>	4.977

↑ Wood grain orientation


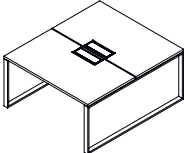
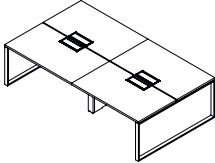
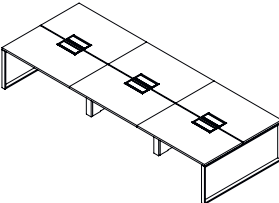
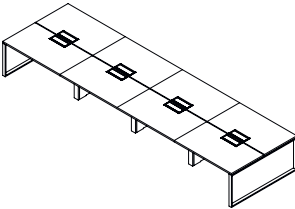
ELECTRICAL MODULES ARE NOT INCLUDED.

WOODEN TABLETOPS: AKABA S.A. Will not be responsible for the total uniformity and similarity in the tables that have more than one tabletop. The nature of this finish, its diversity of venis, tones and shades from one sheet to another, mean that exact uniformity cannot be guaranteed.

Accessories	Specification		REF.	€uros
	<b>FLEXIBLE CABLE RISER</b> White or black	0,69 kg	<b>A34/M</b>	99
	<b>SQUARE TOTEM</b> 100x100 mm It will be powder coated in the same colour as the table frame, unless the client indicates another colour from the AKABA paint sample card.	4,2 kg	<b>A71/M</b>	315

# BAT OFFICE BENCH









by Francesc Rifé

Drawing	Specification	Measures 	REF.	€uros
	<b>2 Seater</b> 2 open legs with 2 top access + tray (1100 mm). Tabletop of 30 mm laminate.	1400x1600 mm H750 mm E 1400x800 mm (2) 96 kg	<b>B70/M</b>	3.017
		1600x1600 mm H750 mm E 1600x800 mm (2) 102 kg	<b>B71/M</b>	3.103
		1800x1600 mm H750 mm E 1800x800 mm (2) 108 kg	<b>B72/M</b>	3.185
	<b>4 Seater</b> 2 open legs with 4 top access + 2 trays (1100 mm) + square totem. Tabletop of 30 mm laminate.	2800x1600 mm H750 mm E 1400x800 mm (4) 165 kg	<b>B73/M</b>	5.897
		3200x1600 mm H750 mm E 1600x800 mm (4) 177 kg	<b>B74/M</b>	6.062
		3600x1600 mm H750 mm E 1800x800 mm (4) 189 kg	<b>B75/M</b>	6.225
	<b>6 Seater</b> 2 open legs with 6 top access + 3 trays (1100 mm) + 2 square totem. Tabletop of 30 mm laminate.	4200x1600 mm H750 mm E 1400x800 mm (6) 234 kg	<b>B76/M</b>	8.758
		4800x1600 mm H750 mm E 1600x800 mm (6) 252 kg	<b>B77/M</b>	9.018
		5400x1600 mm H750 mm E 1800x800 mm (6) 270 kg	<b>B78/M</b>	9.265
	<b>8 Seater</b> 2 open legs with 8 top access + 4 trays (1100 mm) + 3 square totem. Tabletop of 30 mm laminate.	5600x1600 mm H750 mm E 1400x800 mm (8) 303 kg	<b>B79/M</b>	11.632
		6400x1600 mm H750 mm E 1600x800 mm (8) 327 kg	<b>B80/M</b>	11.958
		7200x1600 mm H750 mm E 1800x800 mm (8) 351 kg	<b>B81/M</b>	12.284

ATTENTION THE DIVIDERS ARE NOT INCLUDED IN THE PRICE.

# BAT OFFICE BENCH

by Francesc Rifé

Accessories	Specification	Measures	 kg	REF.	€uros	REF.	€uros
	<b>DIVIDERS FOR BENCH</b> Table 1400 mm	1250x19xh410 mm	7 kg 7,5 kg	<b>R82/M</b>	203	<b>R82/B</b>	655
	<b>DIVIDERS FOR BENCH</b> Table 1600/1800 mm	1450x19xh410 mm	8 kg 85 kg	<b>R83/M</b>	209	<b>R83/B</b>	688
	<b>DIVIDERS T FOR BENCH</b> Table 1400 mm	996x202xh379 mm	10 kg 10,5 kg	<b>B85/M</b>	287	<b>B85/B</b>	749
	<b>DIVIDERS T FOR BENCH</b> Table 1600/1800 mm	1196x202xh379 mm	11 kg 11,5 kg	<b>B86/M</b>	304	<b>B86/B</b>	781
	<b>LED LIGHTS</b> Dividers T (Price increase per divider)			<b>R88/M</b>	629		
	<b>SIDE DIVIDER FOR WORKSTATION AND BENCH</b>	996x202xh379 mm		<b>R95/M</b>	195	<b>R96/M</b>	383
	<b>CPU HOLDER</b>	200x444xh490 mm		<b>A72/M</b>	263		
	<b>DRAWER + FILE</b> With casters Laminate 19 mm	330x565xh655 mm	24 kg	<b>A15/M</b>	667		
	<b>3 DRAWERS</b> With casters Laminate 19 mm	330x565xh655 mm	26 kg	<b>A16/M</b>	667		

# CARMA

by Pensi Design Studio



Adaptable to all kinds of spaces, thanks to its wide range of shapes and dimensions, Carma is a modular desk system that creates meeting areas in both conference rooms and coffee corners.

The tops, in customizable material and thickness, are supported by steel columns and a four-star aluminium base. The base has the resistance and lightness of injected aluminium, making these desks tremendously hard wearing and easy to transport. Available in different heights, and in a wide range of compositions.

# CARMA

by Pensi Design Studio

## General specifications

### Tabletops

Tabletops in 19 mm laminate, 12 mm HPL-Compact or 19 mm wood.

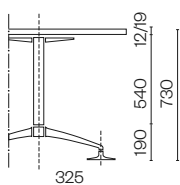
### Wood tabletops

AKABA S.A. will not be responsible for the total uniformity and similarity in the tables that have more than one tabletop. The nature of this finish, its diversity of veins, tones and shades from one sheet to another, mean that exact uniformity cannot be guaranteed.

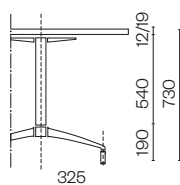
### Short leg / Long leg

Bases in injected aluminium, powder-coated or polished with price increase, with plastic or metal glides, painted or chromed, or with casters.

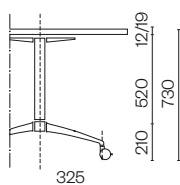
Short leg with plastic glides



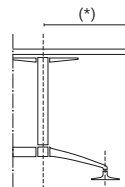
Short leg with metal glides



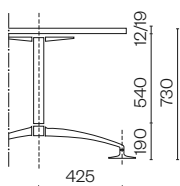
Short leg with casters



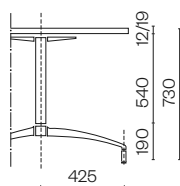
(\*) Recommended lateral length 400 mm



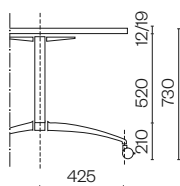
Long leg with plastic glides



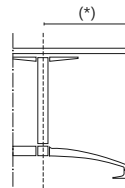
Long leg with metal glides




Long leg with casters



(\*) Recommended lateral length 500 mm



Plastic glides



Metal glides



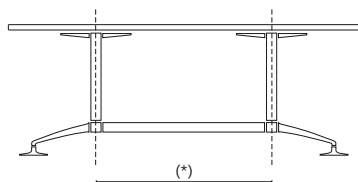
Casters



### Join bar

Oval steel tube join bar, powder-coated or chrome finish with price increase.

(\*) Measure between axis. Maximum beam length 1600 mm.



### Columns

Column made of Ø60 mm steel tube in three heights, with a 4 arm cross in injected aluminium, powder-coated or chrome finish with price increase.

Heights without tabletop.



# CARMA

by Pensi Design Studio

## Special configurations

---

Contact the factory for special configurations.



# CARMA

by Pensi Design Studio

## Variants



Round



Square



Leg 90°



Angle Leg



Leg 180°



Trapezoidal



Oval




Barrel

## Types of glides

Specify the type of glides and their size. If not specified, metal glides will be sent.

### Plastic glides



### Metal glides



### Casters



## Heights adjustment

Heights without tabletops.



H430



H730



H930



H1030

# CARMA


by Pensi Design Studio

## Finishes


### Metallic finishes




### Oxide finishes




### Polish / Chrome




### Laminates



### Woods



### HPL-Compact




## Edges according to tabletop material

### Straight edges


Laminate and wood


 I 19 mm / 20 mm



### Straight edges + black body

HPL-Compact

 I 12 mm



# CARMA

by Pensi Design Studio

Drawing

Specification



REF. Euros

REF. Euros

REF. Euros

Euros

Euros



**Round**

Ø700 mm

9 kg

Ø800 mm

11 kg

Ø900 mm

13 kg

**SHORT LEG**

	Laminate 19 mm or only structure	HPL-Compact 12 mm	Wood 19 mm
<b>C31/P</b> 515	<b>C31/H</b> 743	<b>C31/M</b> 862	
<b>C01/P</b> 536	<b>C01/H</b> 813	<b>C01/M</b> 964	
<b>C02/P</b> 552	<b>C02/H</b> 900	<b>C02/M</b> 1.097	

Price increase polish / chromed	Price increase height change
102	22
102	22
102	22



**Round**

Ø1000 mm

15 kg

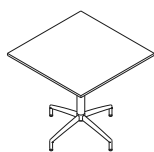
Ø1100 mm

17 kg

**LONG LEG**

	Laminate 19 mm or only structure	HPL-Compact 12 mm	Wood 19 mm
<b>K01/P</b> 622	<b>K01/H</b> 1.013	<b>K01/M</b> 1.253	
<b>K02/P</b> 641	<b>K02/H</b> 1.114	<b>K02/M</b> 1.337	

Price increase polish / chromed	Price increase height change
121	22
121	22



**Square**

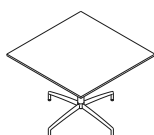
800x800 mm

11 kg

**SHORT LEG**

	Laminate 19 mm or only structure	HPL-Compact 12 mm	Wood 19 mm
<b>C03/P</b> 536	<b>C03/H</b> 813	<b>C03/M</b> 964	

Price increase polish / chromed	Price increase height change
102	22



**Square**

900x900 mm

13 kg

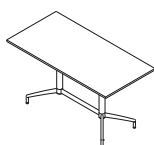
1000x1000 mm

16 kg

**LONG LEG**

	Laminate 19 mm or only structure	HPL-Compact 12 mm	Wood 19 mm
<b>K04/P</b> 606	<b>K04/H</b> 915	<b>K04/M</b> 1.087	
<b>K13/P</b> 622	<b>K13/H</b> 1.013	<b>K13/M</b> 1.253	

Price increase polish / chromed	Price increase height change
121	22
121	22



**Leg 90°**

1200x700 mm

18 kg

1400x700 mm

19 kg

1600x700 mm

21 kg


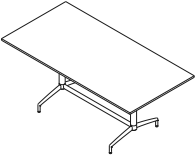
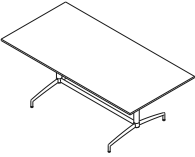
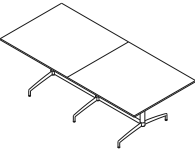
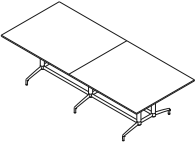
**SHORT LEG**

	Laminate 19 mm or only structure	HPL-Compact 12 mm	Wood 19 mm
<b>C04/P</b> 849	<b>C04/H</b> 1.197	<b>C04/M</b> 1.399	
<b>C05/P</b> 874	<b>C05/H</b> 1.269	<b>C05/M</b> 1.500	
<b>C06/P</b> 900	<b>C06/H</b> 1.325	<b>C06/M</b> 1.594	

Price increase polish / chromed	Price increase height change
173	44
182	44
189	44

NOTE: SPECIFY THE TYPE OF GLIDES AND THEIR SIZE. IF NOT SPECIFIED, METAL GLIDES WILL BE SENT.

(\*) WOODEN TABLETOPS: AKABA S.A. Will not be responsible for the total uniformity and similarity in the tables that have more than one tabletop. The nature of this finish, its diversity of venis, tones and shades from one sheet to another, mean that exact uniformity cannot be guaranteed.

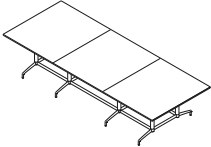
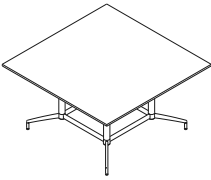
Drawing	Specification		REF.	€uros	REF.	€uros	REF.	€uros	€uros	€uros
	<b>Leg 180°</b>		<b>SHORT LEG</b>							
			Laminate 19 mm or only structure		HPL-Compact 12 mm		Wood 19 mm		Price increase polish / chromed	Price increase height change
	1600x800 mm	22 kg	<b>C07/P</b>	898	<b>C07/H</b>	1.392	<b>C07/M</b>	1.700	189	44
	1800x900 mm	26 kg	<b>C08/P</b>	957	<b>C08/H</b>	1.562	<b>C08/M</b>	1.952	194	44
	2000x900 mm	28 kg	<b>C09/P</b>	975	<b>C09/H</b>	1.648	<b>C09/M</b>	2.081	209	44
	2200x900 mm	30 kg	<b>C50/P</b>	992			<b>C50/M</b>	2.150	224	44
	2400x900 mm	34 kg	<b>C51/P</b>	1.009			<b>C51/M</b>	2.219	238	44
	<b>Leg 180°</b>		<b>LONG LEG</b>							
			Laminate 19 mm or only structure		HPL-Compact 12 mm		Wood 19 mm		Price increase polish / chromed	Price increase height change
	2000x1000 mm	30 kg	<b>K06/P</b>	1.078	<b>K06/H</b>	1.823	<b>K06/M</b>	2.305	213	44
	2200x1100 mm	34 kg	<b>K07/P</b>	1.151			<b>K07/M</b>	2.621	225	44
	2400x1100 mm	37 kg	<b>K19/P</b>	1.224			<b>K19/M</b>	2.937	239	44
	<b>Leg 180° 2 Tabletops</b>		<b>LONG LEG</b>							
			Laminate 19 mm or only structure		HPL-Compact 12 mm		Wood 19 mm (*)		Price increase polish / chromed	Price increase height change
	2600x1100 mm E 1300x1100 mm (2)	44 kg	<b>K20/P</b>	1.681	<b>K20/H</b>	2.771	<b>K20/M</b>	3.495	320	66
	2800x1100 mm E 1400x1100 mm (2)	47 kg	<b>K09/P</b>	1.693	<b>K09/H</b>	2.871	<b>K09/M</b>	3.682	332	66
	3200x1100 mm E 1600x1100 mm (2)	52 kg	<b>K21/P</b>	1.712	<b>K21/H</b>	3.077	<b>K21/M</b>	4.066	344	66
	<b>Double Structure 2 Tabletops</b>		<b>SHORT LEG</b>							
			Laminate 19 mm or only structure		HPL-Compact 12 mm		Wood 19 mm (*)		Price increase polish / chromed	Price increase height change
	2800x1200 mm E 1400x1200 mm (2)	60 kg	<b>C15/P</b>	2.748	<b>C15/H</b>	3.766	<b>C15/M</b>	4.576	502	132
	3200x1200 mm E 1600x1200 mm (2)	70 kg	<b>C16/P</b>	2.827	<b>C16/H</b>	3.996	<b>C16/M</b>	4.920	564	132
	3600x1200 mm E 1800x1200 mm (2)	73 kg	<b>C17/P</b>	2.927	<b>C17/H</b>	4.249	<b>C17/M</b>	5.289	606	132
	4000x1200 mm E 2000x1200 mm (2)	76 kg	<b>C18/P</b>	3.003	<b>C18/H</b>	4.474	<b>C18/M</b>	5.631	624	132

NOTE: SPECIFY THE TYPE OF GLIDES AND THEIR SIZE. IF NOT SPECIFIED, METAL GLIDES WILL BE SENT.

(\*) WOODEN TABLETOPS: AKABA S.A. Will not be responsible for the total uniformity and similarity in the tables that have more than one tabletop. The nature of this finish, its diversity of venis, tones and shades from one sheet to another, mean that exact uniformity cannot be guaranteed.



# CARMA

by Pensi Design Studio

Drawing	Specification	REF.	€uros	REF.	€uros	REF.	€uros	€uros	€uros
	<b>Double Structure 3 Tabletops</b>  4800x1400 mm E 1600x1400 mm (3) 99 kg  5400x1400 mm E 1600x1400 mm (1) 1900x1400 mm (2) 112 kg	<b>SHORT LEG</b>						Price increase polish / chromed	Price increase height change
		Laminate 19 mm or only structure	HPL-Compact 12 mm	Wood 19 mm (*)					
		<b>C52/P</b>	4.930	<b>C52/H</b>	6.636	<b>C52/M</b>	7.424	962	176
		<b>C53/P</b>	5.080	<b>C53/H</b>	7.088	<b>C53/M</b>	8.114	1.058	176
	<b>Angle Leg</b>  1200x1200 mm 36 kg  1400x1400 mm 44 kg  1600x1600 mm 53 kg  1800x1800 mm 63 kg	<b>SHORT LEG</b>						Price increase polish / chromed	Price increase height change
		Laminate 19 mm or only structure	HPL-Compact 12 mm	Wood 19 mm					
		<b>C21/P</b>	1.703	<b>C21/H</b>	2.776	<b>C21/M</b>	2.842	502	88
		<b>C22/P</b>	1.748	<b>C22/H</b>	2.820	<b>C22/M</b>	3.077	564	88
		<b>C23/P</b>	1.876	<b>C23/H</b>	2.953	<b>C23/M</b>	3.406	606	88
<b>C24/P</b>	2.001	<b>C24/H</b>	3.072	<b>C24/M</b>	3.726	624	88		


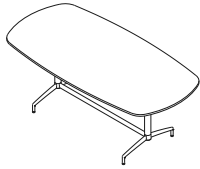

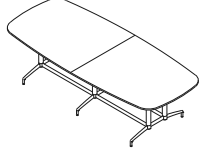
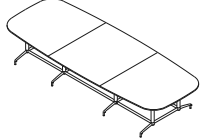
NOTE: SPECIFY THE TYPE OF GLIDES AND THEIR SIZE. IF NOT SPECIFIED, METAL GLIDES WILL BE SENT.

(\*) WOODEN TABLETOPS: AKABA S.A. Will not be responsible for the total uniformity and similarity in the tables that have more than one tabletop. The nature of this finish, its diversity of venis, tones and shades from one sheet to another, mean that exact uniformity cannot be guaranteed.

Accessories	Specification	REF.	€uros
	<b>TABLETOP WITH ROUNDED EDGES</b> (Price increase per table)	<b>AC059</b>	135
	<b>CASTERS</b> (Price increase per unit)	<b>AC050</b>	18

# CARMA BARREL

by Pensi Design Studio

Drawing	Specification		REF.	€uros	REF.	€uros	REF.	€uros	€uros	€uros
	<b>Leg 180°</b>			Laminate 19 mm or only structure	HPL-Compact 12 mm	Wood 19 mm			Price increase polish / chromed	Price increase height change
	1600x900 mm	23 kg	<b>C30/P</b>	1.011	<b>C30/H</b>	1.542	<b>C30/M</b>	1.849	171	44
	2000x1000 mm	29 kg	<b>C32/P</b>	1.205	<b>C32/H</b>	1.833	<b>C32/M</b>	2.314	187	44
	2200x1000 mm	31 kg	<b>C33/P</b>	1.268			<b>C33/M</b>	2.511	201	44
	<b>Double Structure</b>			Laminate 19 mm or only structure	HPL-Compact 12 mm	Wood 19 mm			Price increase polish / chromed	Price increase height change
	2200x1200 mm	40 kg	<b>C34/P</b>	2.069			<b>C34/M</b>	3.663	375	88
	<b>Double Structure 2 Tabletops</b>			Laminate 19 mm or only structure	HPL-Compact 12 mm	Wood 19 mm (*)			Price increase polish / chromed	Price increase height change
	2800x1200 mm E 1400x1200 mm (2)	60 kg	<b>C35/P</b>	2.913	<b>C35/H</b>	3.716	<b>C35/M</b>	4.558	484	132
	3600x1400 mm E 1800x1400 mm (2)	76 kg	<b>C36/P</b>	3.238	<b>C36/H</b>	4.341	<b>C36/M</b>	5.380	590	132
	<b>Double Structure 3 Tabletops</b>			Laminate 19 mm or only structure	HPL-Compact 12 mm	Wood 19 mm (*)			Price increase polish / chromed	Price increase height change
	4200x1600 mm E 1400x1600 mm (3)	99 kg	<b>C37/P</b>	4.655	<b>C37/H</b>	6.348	<b>C37/M</b>	7.640	802	176
	5600x1600 mm E 1600x1600 mm (1) 2000x1600 mm (2)	130 kg	<b>C54/P</b>	5.535	<b>C54/H</b>	7.581	<b>C54/M</b>	9.295	1.063	176



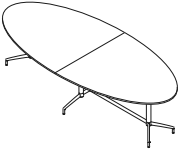
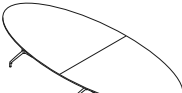
NOTE: SPECIFY THE TYPE OF GLIDES AND THEIR SIZE. IF NOT SPECIFIED, METAL GLIDES WILL BE SENT.

(\*) WOODEN TABLETOPS: AKABA S.A. Will not be responsible for the total uniformity and similarity in the tables that have more than one tabletop. The nature of this finish, its diversity of venis, tones and shades from one sheet to another, mean that exact uniformity cannot be guaranteed.

Accessories	Specification	REF.	€uros
	<b>CASTERS</b> (Price increase per unit)	<b>AC050</b>	18

# CARMA OVAL

by Pensi Design Studio

Drawing	Specification		REF.	€uros	REF.	€uros	REF.	€uros	€uros	€uros		
	<b>Leg 180°</b>											
	1800x1100 mm	30 kg	Laminate 19 mm or only structure	HPL-Compact 12 mm	Wood 19 mm	C39/P	1.207	C39/H	1.678	C39/M	2.150	Price increase polish / chromed
	2200x1100 mm	36 kg	C40/P	1.245	C40/H	1.838	C40/M	2.387	232	44		
	<b>Leg 90° 2 Tabletops</b>											
	3000x1300 mm E 1500x1300 mm (2)	54 kg	Laminate 19 mm or only structure	HPL-Compact 12 mm	Wood 19 mm (*)	C29/P	2.778	C29/H	3.810	C29/M	4.516	Price increase polish / chromed
	3600x1300 mm E 1800x1300 mm (2)	73 kg	C41/P	2.932	C41/H	4.065	C41/M	4.949	338	88		
	<b>Double Structure 2 Tabletops</b>											
	4000x1600 mm E 2000x1600 mm (2)	87 kg	Laminate 19 mm or only structure	HPL-Compact 12 mm	Wood 19 mm (*)	C42/P	3.317	C42/H	4.791	C42/M	6.084	Price increase polish / chromed
			C42/P	3.317	C42/H	4.791	C42/M	6.084	616	132		


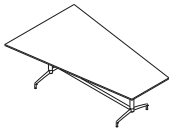
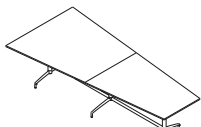
NOTE: SPECIFY THE TYPE OF GLIDES AND THEIR SIZE. IF NOT SPECIFIED, METAL GLIDES WILL BE SENT.

(\*) WOODEN TABLETOPS: AKABA S.A. Will not be responsible for the total uniformity and similarity in the tables that have more than one tabletop. The nature of this finish, its diversity of venis, tones and shades from one sheet to another, mean that exact uniformity cannot be guaranteed.

Accessories	Specification	REF.	€uros
	<b>CASTERS</b> (Price increase per unit)	AC050	18



# CARMA TRAPEZOIDAL

by Pensi Design Studio

Drawing	Specification		REF.	€uros	REF.	€uros	REF.	€uros	€uros	€uros
	<b>Trapezoid</b>		Laminate 19 mm or only structure		HPL-Compact 12 mm		Wood 19 mm		Price increase polish / chromed	Price increase height change
	2000x1500x800 mm	36 kg	<b>C25/P</b>	1.705	<b>C25/H</b>	2.803	<b>C25/M</b>	3.528	232	66
	2400x1500x800 mm	41 kg	<b>C26/P</b>	1.862			<b>C26/M</b>	4.033	258	66
	<b>Trapezoid 2 Tabletops</b>		Laminate 19 mm or only structure		HPL-Compact 12 mm		Wood 19 mm (*)		Price increase polish / chromed	Price increase height change
	2800x1500x800 mm E 1400x1500 mm (2)	48 kg	<b>C27/P</b>	2.548	<b>C27/H</b>	3.780	<b>C27/M</b>	4.791	315	88
	3200x1500x800 mm E 1600x1500 mm (2)	53 kg	<b>C28/P</b>	2.642	<b>C28/H</b>	4.054	<b>C28/M</b>	5.212	347	88

NOTE: SPECIFY THE TYPE OF GLIDES AND THEIR SIZE. IF NOT SPECIFIED, METAL GLIDES WILL BE SENT.

(\*) WOODEN TABLETOPS: AKABA S.A. Will not be responsible for the total uniformity and similarity in the tables that have more than one tabletop. The nature of this finish, its diversity of venis, tones and shades from one sheet to another, mean that exact uniformity cannot be guaranteed.

Accessories	Specification	REF.	€uros
	<b>TABLETOP WITH ROUNDED EDGES</b> (Price increase per table)	<b>AC059</b>	135
	<b>CASTERS</b> (Price increase per unit)	<b>AC050</b>	18








## Electrification

## Specification



REF.

€uros

	<b>CUT OUT TABLETOP</b> (Customer measures)		<b>AC051</b>	115
	<b>ROUND METAL TOP ACCESS WITH REMOVABLE COVER</b> Ø140 mm support / Ø102 mm cut out / Ø80 mm passage (Cut out include) It will be powder coated in the same colour as the table frame, unless the client indicates another colour from the AKABA paint sample card.	0,36 kg	<b>AC072</b>	58
	<b>RECTANGULAR METAL TOP ACCESS WITH REMOVABLE COVER AND DOUBLE OUTLET</b> 300x135 mm support / 275x110 mm cut out / 253x88 mm passage (Cut out include) It will be powder coated in the same colour as the table frame, unless the client indicates another colour from the AKABA paint sample card.	0,5 kg	<b>AC097</b>	120
	<b>USB CHARGER</b> Ø60 mm support / Ø70 mm cut out (Cut out include) Black colour. Includes 1 schuko + 1 USB charge A and C.	0,11 kg	<b>AC083</b>	322
	<b>MULTICHARGER PRO</b> Ø80 mm support / Ø71 mm cut out (Cut out include) Black colour. Wireless charging + USB A and C.	0,4 kg	<b>AC085</b>	382
	<b>TOP ACCESS SMALL IN METAL</b> 240x100 mm support / 233x93 mm cut out (Cut out include) White or black colour.	0,2 kg	<b>AC060</b>	82
	<b>TOP ACCESS LARG IN METAL</b> 320x100 mm support / 313x93 mm cut out (Cut out include) White or black colour.	0,25 kg	<b>AC061</b>	89
	<b>TOP ACCESS DOUBLE OPENING IN METAL</b> 320x135 mm support / 313x128 mm cut out (Cut out include) White or black colour.	0,39 kg	<b>AC062</b>	176
	<b>WOODEN TOP ACCESS WITH REMOVABLE COVER</b> 310x100 mm support / 320x130 mm cut out (Cut out include)  ATTENTION AVAILABLE ONLY FOR WOODEN TABLETOPS.	0,35 kg	<b>AC098</b>	176

Electrification	Specification		REF.	€uros
	<b>SURFACE ELECTRICAL UNIT</b> 144x78,6 mm support / 135x67 mm cut out (Cut out include) White or black. Includes 2 schukos.	0,35 kg	<b>AC070</b>	255
	<b>SURFACE ELECTRICAL UNIT</b> 267,9x78,6 mm support / 258,8x67 mm cut out (Cut out include) White or black. Includes 1 schuko + 1 USB charger A & C + 2 RJ45 + HDMI.	0,53 kg	<b>AC071</b>	626
	<b>SURFACE MOUNTED ELECTRICAL 4 MODULES</b> 319x154 mm support / 294x147xh65,5 mm cut out (Cut out include) White or black. 45° opening, metal box with folding top and 4 useful modules. Kit: 2 schukos points + 1 HDMI + RJ45 + cable connection strap 3 meters.	1,26 kg	<b>AC056</b>	695
	<b>WIRE MESH TRAY (*)</b> 400x150xh60 mm	0,4 kg	<b>AC073</b>	63
	<b>WIRE MESH TRAY (*)</b> 700x150xh60 mm	0,6 kg	<b>AC076</b>	72
	<b>WIRE MESH TRAY (*)</b> 400x200xh110 mm	0,5 kg	<b>AC093</b>	70
	<b>WIRE MESH TRAY (*)</b> 700x200xh110 mm	0,7 kg	<b>AC094</b>	80
	<b>METALLIC CABLE TRAY FOR ELECTRIFICATION (*)</b> 420x155xh130 mm	1 kg	<b>AC054</b>	121
	<b>DOUBLE METALLIC CABLE TRAY FOR ELECTRIFICATION (*)</b> 600x460xh154 mm	2,2 kg	<b>AC078</b>	97
	<b>FOLDABLE METAL TRAY FOR STORAGE OF ELECTRIFICATION (*)</b> 600x316xh126 mm		<b>AC099</b>	172
	<b>FOLDABLE METAL TRAY FOR STORAGE OF ELECTRIFICATION (*)</b> 900x316xh126 mm		<b>AC100</b>	196
(*) ALL CABLE TRAY WILL BE PAINTED THE SAME COLOUR AS THE TABLE STRUCTURE, UNLESS THE CLIENT INDICATES ANOTHER COLOUR FROM THE AKABA PAINT SAMPLE CARD.				
	<b>FLEXIBLE CABLE RISER</b> White or black.	0,69 kg	<b>A34/M</b>	99



# CARMA FOLDING

by Pensi Design Studio



Carma Folding is a table designed to meet the needs of contract projects, meetings, conference and training rooms. With a folding top thanks to an easily operated mechanism, Carma Folding enables the space required to work to appear and disappear fast and simply. The fact that it can be stacked also means that it takes up very little room.

Its hard wearing and lightweight aluminium base stands on braked castors and connects to the top by means of a tubular steel column. The top (in customizable material and thickness) gives the whole the appearance of being solid, and that's something it definitely is.

# CARMA FOLDING

by Pensi Design Studio

## Variants



Carma Folding



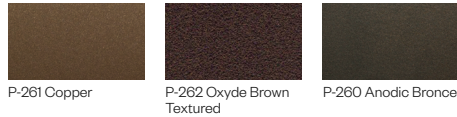
Carma Folding

## Finishes

### Metallic finishes




### Oxide finishes




### Polish / Chrome



### Laminates



### Woods




### HPL-Compact



## Edges according to tabletop material


### Straight edges

Laminate and wood



### Straight edges + black body

HPL-Compact



# CARMA FOLDING

by Pensi Design Studio

## General specifications

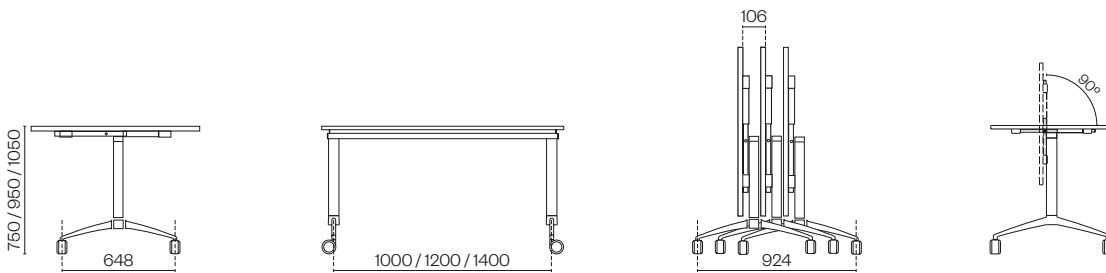
### Tabletops

Tabletops in 19 mm laminate, 12 mm HPL-Compact or 19 mm wood.

### Structure

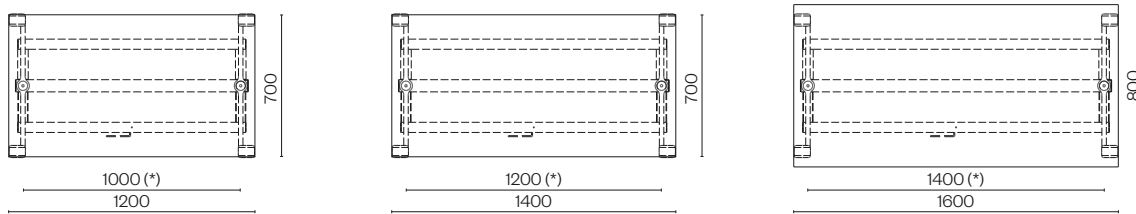
Injected aluminium base, painted or polished with price increase, with casters and brakes. Column composed of Ø60 mm steel tube.

## General measures

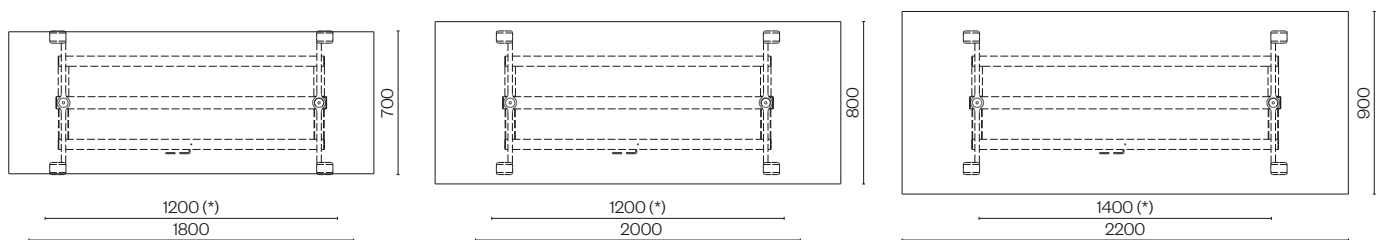


### Without Length

(\*) Structure dimensions.


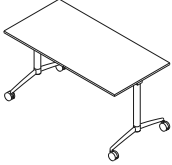
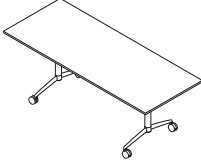


### With Length






# CARMA FOLDING

by Pensi Design Studio






Drawing	Specification		REF.	€uros	REF.	€uros	REF.	€uros	€uros	€uros
	<b>Without Length</b>									
	1200x700 mm Structure 1000 mm	22 kg	Laminate 19 mm	<b>914/M</b> 1.187	HPL-Compact 12 mm	<b>914/C</b> 1.426	Wood 19 mm	<b>914/W</b> 1.624	Price increase polish / chromed	Price increase height change
	1400x700 mm Structure 1200 mm	24 kg	<b>915/M</b> 1.247	<b>915/C</b> 1.586	<b>915/W</b> 1.819	164	44			
1600x800 mm Structure 1400 mm	27 kg	<b>916/M</b> 1.306	<b>916/C</b> 1.748	<b>916/W</b> 2.055	164	44				
	<b>With Length</b>									
	1800x700 mm Structure 1200 mm	28 kg	Laminate 19 mm	<b>917/M</b> 1.272	HPL-Compact 12 mm	<b>917/C</b> 1.709	Wood 19 mm	<b>917/W</b> 2.019	Price increase polish / chromed	Price increase height change
	2000x800 mm Structure 1200 mm	30 kg	<b>918/M</b> 1.313	<b>918/C</b> 1.863	<b>918/W</b> 2.250	164	44			
2200x900 mm Structure 1400 mm	34 kg	<b>919/M</b> 1.380	<b>919/W</b> 2.492	164	44					

ATTENTION THE MAXIMUM WIDTH OF THE TABLE IS 1100MM, CHECK PRICES WITH THE FACTORY.  
NOTE: TABLETOPS WITH BARREL AND OVAL SHAPES AVAILABLE, CONTACT WITH THE FACTORY.

Accessories	Specification		REF.	€uros	REF.	€uros	REF.	€uros
	<b>MODESTY PANEL 1060x300 mm</b> Table 1200 mm		Laminate 19 mm	<b>893/M</b> 138	HPL-Compact 12 mm	<b>893/C</b> 303	Wood 19 mm	<b>893/W</b> 405
	<b>MODESTY PANEL 1260x300 mm</b> Table 1400 mm		<b>894/M</b> 146	<b>894/C</b> 332	<b>894/W</b> 433			
	<b>MODESTY PANEL 1460x300 mm</b> Table 1600 mm		<b>895/M</b> 153	<b>895/C</b> 357	<b>895/W</b> 479			
	<b>MODESTY PANEL 1660x300 mm</b> Table 1800 mm		<b>896/M</b> 164	<b>896/C</b> 389	<b>896/W</b> 521			
	<b>MODESTY PANEL 1860x300 mm</b> Table 2000 mm		<b>897/M</b> 171	<b>897/C</b> 422	<b>897/W</b> 564			
	<b>MODESTY PANEL 2060x300 mm</b> Table 2200 mm		<b>898/M</b> 180	<b>898/W</b> 616				
	<b>LINKING DEVICE BETWEEN TABLES</b> (Set of 4 units per table)	0,11 kg	<b>799/A</b> 55					

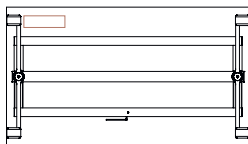
# CARMA FOLDING

by Pensi Design Studio

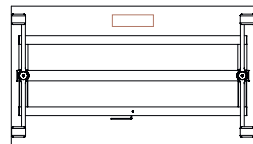
Electrification	Specification	 REF.	€uros
	<b>CUT OUT TABLETOP</b> (Customer measures)	<b>AC051</b>	115
	<b>USB CHARGER</b> Ø60 mm support / Ø70 mm cut out (Cut out include) Black colour. Includes 1 schuko + 1 USB charge A and C.	0,11 kg <b>AC083</b>	322
	<b>MULTICHARGER PRO</b> Ø80 mm support / Ø71 mm cut out (Cut out include) Black colour. Wireless charging + USB A and C.	0,4 kg <b>AC085</b>	382
	<b>SURFACE ELECTRICAL UNIT</b> 144x78,6 mm support / 135x67 mm cut out (Cut out include) White or black. Includes 2 schukos.	0,35 kg <b>AC070</b>	255
	<b>SURFACE ELECTRICAL UNIT</b> 267,9x78,6 mmsupport / 258,8x67 mm cut out (Cut out include) White or black. Includes 1 schuko + 1 USB charger A & C + 2 RJ45 + HDMI.	0,53 kg <b>AC071</b>	626
	<b>WIRE MESH TRAY (*)</b> 400x150xh60 mm	0,4 kg <b>AC073</b>	63
	<b>WIRE MESH TRAY (*)</b> 700x150xh60 mm	0,6 kg <b>AC076</b>	72
(*) ALL WIRE MESH TRAY WILL BE PAINTED THE SAME COLOUR AS THE TABLE STRUCTURE, UNLESS THE CLIENT INDICATES ANOTHER COLOUR FROM THE AKABA PAINT SAMPLE CARD.			
	<b>FLEXIBLE CABLE RISER</b> White or black.	0,69 kg <b>A34/M</b>	99

## Electrification position

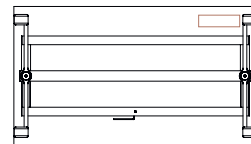
· Option A



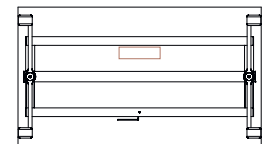
· Option B



· Option C



· Option D





# TKNIKA

by Francesc Rifé



Tknika designed by Francesc Rifé, is a new collection of multi-purpose tables for the office and home.

A scalable program with multiple applications to meet all the needs of large groups, and that at the same time adapts to create the home office.

## General specifications

### Tabletops

Tabletops in 19 mm with ABS edges, MDF board veneered in natural 19 mm wood, 20 mm black fenix or 12 mm HPL-Compact.

### Wood tabletops

AKABA S.A. will not be responsible for the total uniformity and similarity in the tables that have more than one tabletop. The nature of this finish, its diversity of veins, tones and shades from one sheet to another, mean that exact uniformity cannot be guaranteed.

### Structures

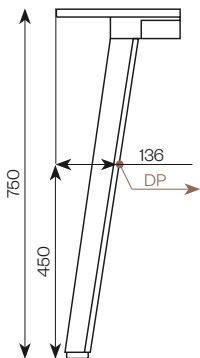
Option of legs in painted aluminum, natural beech wood, natural oak, black stained oak or natural oil finished in smoke colour.

### JOINTS

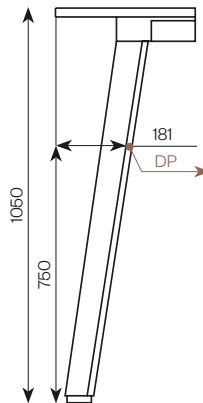
Painted aluminium injection joints for direct 90° and 180° legs.

### Distance between legs (DP)

The distance between legs for the H750 mm tables is measured from the height of 450 mm



The distance between legs for the H1050 mm tables is measured from the height of 750 mm.

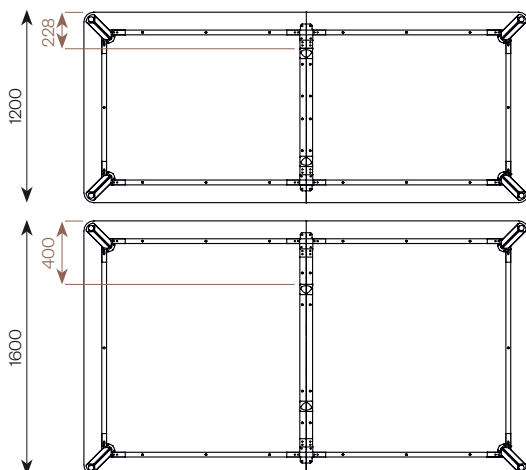


### Collaborative versions (table overhang for intermediate legs)

TKNIKA COLLABORATIVE H750 mm

Width = / < 1200 distance between the Collaborative legs and the worktop is 228 mm.

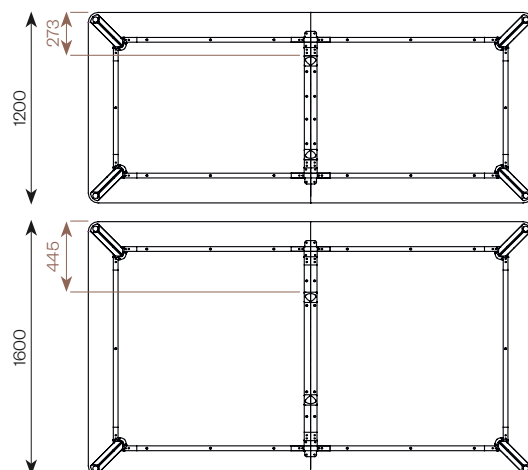
Width > 1200 distance between the Collaborative legs and the worktop is 400 mm.



TKNIKA COLLABORATIVE H1050 mm

Width = / < 1200 distance between the Collaborative legs and the worktop is 273 mm.

Width > 1200 distance between the Collaborative legs and the worktop is 445 mm.



# TKNIKA

by Francesc Rifé

## Variants



Contract



Collaborative




Office Bench




Diverse

## Finishes

### Metallic finishes



P-257 White Textured  
(\*RAL 9016)



P-1002 Ivory




P-249 Grey Beige  
(\*RAL 1019)



P-3010 Latte



P-893 Mocha  
(\*RAL 7006)



P-8015 Bordeaux  
(\*RAL 8015)



P-251 Rose  
(\*RAL 3017)



P-3012 Beige Red  
(\*RAL 3012)



P-250 Mustard  
(\*RAL 1015)



P-1017 Apricot-Ochre  
(\*RAL 1017)



P-254 Traffic Grey  
(\*RAL 7042)



P-3040 Mint



P-7003 Moss Grey  
(\*RAL 7003)



P-7024 Graphite Grey  
(\*RAL 7024)



P-5001 Navy Blue  
(\*RAL 5001)




P-208 Black Textured  
(\*RAL 9017)




P-246 Black  
(\*RAL 9017)


### Oxide finishes



P-261 Copper




P-262 Oxide Brown  
Textured




P-260 Anodic Bronze


### Laminates




M-817 White Polar



M-825 Sahara



M-821 Rose



M-824 Red Clay



M-822 Olive Green



M-823 Grey Clay



M-814 Oak Aurora



M-826 Oak Mesura



M-819 Walnut Slow



M-827 Siroko Walnut



M-820 Oak Sinatra




M-816 Oak Azabache



M-818 Graphite


### Woods




M-690 White Oak



M-687 Natural Oak




M-688 Natural  
Walnut



M-686 Black Oak

### HPL-Compact



M-626 White



M-629 Black

### Fenix



M-901 Black


### Wooden legs



Natural Beech



Natural Oak



Smoke Stained Oak



Black Stained Oak

# TKNIKA


by Francesc Rifé


## Edges according to tabletop material

---

### Straight edges

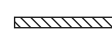
Laminate, wood and black Fenix

 I 19 mm / 20 mm



### Straight edges + black body

HPL-Compact

 I 12 mm



## Special configurations

---

Contact the factory for special configurations.



# TKNIKA CONTRACT-h750

by Francesc Rifé

Drawing

Specification



REF. €uros REF. €uros REF. €uros REF. €uros REF. €uros REF. €uros REF. €uros REF. €uros



## Square Direct Leg

900x900 mm  
DP 628/628 mm

1000x1000 mm  
DP 728/728 mm

15 kg

18 kg

Laminate 19 mm	HPL-Compact 12 mm (*)	Wood 19 mm	Black Fenix 20 mm (*)
T010/M 783	T010/C 825	T010/W 1.079	T010/F 1.198
T011/M 803	T011/C 890	T011/W 1.171	T011/F 1.308

### LEG SUPPLEMENT

Beech	Oak	Black oak or smoke
+WL4 80	+OL4 365	+NL4 406
+WL4 80	+OL4 365	+NL4 406

### LEG SUPPLEMENT

Beech	Oak	Black oak or smoke
+WL4 80	+OL4 365	+NL4 406
+WL4 80	+OL4 365	+NL4 406
+WL4 80	+OL4 365	+NL4 406
+WL4 80	+OL4 365	+NL4 406



## Square

1100x1100 mm  
DP 828/828 mm

1200x1200 mm  
DP 928/928 mm

1400x1400 mm  
DP 1128/1128 mm

1600x1600 mm  
DP 1328/1328 mm

1800x1800 mm  
DP 1528/1528 mm

27 kg

30 kg

38 kg

47 kg

57 kg

Laminate 19 mm	HPL-Compact 12 mm (*)	Wood 19 mm	Black Fenix 20 mm (*)
T012/M 1.168	T012/C 1.270	T012/W 1.594	T012/F 1.783
T013/M 1.203	T013/C 1.363	T013/W 1.721	T013/F 1.930
T014/M 1.377	T014/C 1.624	T014/W 2.096	
T015/M 1.463	T015/C 1.856	T015/W 2.408	
T016/M 1.647	T016/C 2.198	T016/W 2.845	

### LEG SUPPLEMENT

Beech	Oak	Black oak or smoke
+WL4 80	+OL4 365	+NL4 406

### LEG SUPPLEMENT

Beech	Oak	Black oak or smoke
+WL4 80	+OL4 365	+NL4 406
+WL4 80	+OL4 365	+NL4 406
+WL4 80	+OL4 365	+NL4 406
+WL4 80	+OL4 365	+NL4 406
+WL4 80	+OL4 365	+NL4 406
+WL4 80	+OL4 365	+NL4 406
+WL4 80	+OL4 365	+NL4 406
+WL4 80	+OL4 365	+NL4 406



## Rectangular Direct Leg

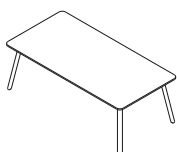
1200x800 mm  
DP 928/328 mm

14 kg

Laminate 19 mm	HPL-Compact 12 mm (*)	Wood 19 mm	Black Fenix 20 mm (*)
T020/M 777	T020/C 794	T020/W 1.040	T020/F 1.147

### LEG SUPPLEMENT

Beech	Oak	Black oak or smoke
+WL4 80	+OL4 365	+NL4 406



## Rectangular

1400x700 mm  
DP 1128/428 mm

1600x800 mm  
DP 1328/528 mm

1800x900 mm  
DP 1528/628 mm

2000x1000 mm  
DP 1728/728 mm

2200x1100 mm  
DP 1928/828 mm

2400x1200 mm  
DP 2128/928 mm

2600x1200 mm  
DP 2328/928 mm

2800x1200 mm  
DP 2528/928 mm

23 kg

28 kg

34 kg

39 kg

46 kg

53 kg

65 kg

70 kg

Laminate 19 mm	HPL-Compact 12 mm (*)	Wood 19 mm	Black Fenix 20 mm (*)
T021/M 1.008	T021/C 1.071	T021/W 1.357	T021/F 1.507
T022/M 1.058	T022/C 1.193	T022/W 1.522	T022/F 1.707
T023/M 1.158	T023/C 1.367	T023/W 1.747	T023/F 1.971
T024/M 1.221	T024/C 1.526	T024/W 1.957	T024/F 2.220
T025/M 1.516	T025/C 1.894	T025/W 2.391	T025/F 2.719
T026/M 1.594	T026/C 2.083	T026/W 2.599	T026/F 3.023
T027/M 1.930		T027/W 3.001	T027/F 3.475
T028/M 1.980		T028/W 3.143	T028/F 3.647

(\*) HPL-COMPACT TABLETOP MAXIMUM SIZE FOR ONE PIECE 2400X1800 mm. FENIX TABLETOP MAXIMUM WIDTH 1200 mm.

# TKNIKA CONTRACT-h750

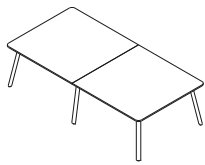
by Francesc Rifé

Drawing

Specification

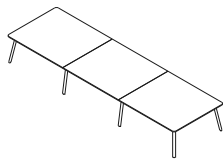


REF. €uros REF. €uros REF. €uros REF. €uros REF. €uros REF. €uros REF. €uros REF. €uros



## Rectangular 2 Tabletops

		Laminate 19 mm	HPL-Compact 12 mm (*)	Wood 19 mm (*)	Black Fenix 20 mm (*)	LEG SUPPLEMENT		
						Beech	Oak	Black oak or smoke
2800x1400 mm DP 2x1229/1128 mm	74 kg	T030/M 2.897	T030/C 3.534	T030/W 4.189				
2800x1600 mm DP 2x1229/1328 mm	82 kg	T031/M 3.005	T031/C 3.805	T031/W 4.511				
3200x1200 mm DP 2x1429/928 mm	73 kg	T032/M 2.649	T032/C 3.276	T032/W 3.815	T032/F 4.757	+WL6 120	+OL6 548	+NL6 608
3200x1400 mm DP 2x1429/1128 mm	82 kg	T033/M 2.959	T033/C 3.672	T033/W 4.350		+WL6 120	+OL6 548	+NL6 608
3600x1200 mm DP 2x1629/928 mm	80 kg	T034/M 2.850	T034/C 3.592	T034/W 4.169	T034/F 5.213	+WL6 120	+OL6 548	+NL6 608
3600x1400 mm DP 2x1629/1128 mm	91 kg	T035/M 3.176	T035/C 4.026	T035/W 4.754		+WL6 120	+OL6 548	+NL6 608
3600x1600 mm DP 2x1629/1328 mm	101 kg	T036/M 3.298	T036/C 4.339	T036/W 5.132		+WL6 120	+OL6 548	+NL6 608
3800x1400 mm DP 2x1729/1128 mm	95 kg	T037/M 3.224	T037/C 4.147	T037/W 4.901		+WL6 120	+OL6 548	+NL6 608
3800x1600 mm DP 2x1729/1328 mm	105 kg	T038/M 3.351	T038/C 4.477	T038/W 5.304		+WL6 120	+OL6 548	+NL6 608
4000x1400 mm DP 2x1829/1128 mm	99 kg	T039/M 3.271	T039/C 4.270	T039/W 5.051		+WL6 120	+OL6 548	+NL6 608
4000x1600 mm DP 2x1829/1328 mm	110 kg	T040/M 3.403	T040/C 4.613	T040/W 5.472		+WL6 120	+OL6 548	+NL6 608
4200x1400 mm DP 2x1929/1128 mm	103 kg	T041/M 3.495	T041/C 4.551	T041/W 5.349		+WL6 120	+OL6 548	+NL6 608
4200x1600 mm DP 2x1929/1328 mm	115 kg	T042/M 3.562	T042/C 4.907	T042/W 5.791		+WL6 120	+OL6 548	+NL6 608



## Rectangular 3 Tabletops

		Laminate 19 mm	HPL-Compact 12 mm (*)	Wood 19 mm (*)	Black Fenix 20 mm (*)	LEG SUPPLEMENT		
						Beech	Oak	Black oak or smoke
5400x1400 mm DP 3x1729/1128 mm	134 kg	T080/M 5.874	T080/C 7.548	T080/W 8.934				
5400x1600 mm DP 3x1729/1328 mm	150 kg	T081/M 6.109	T081/C 8.155	T081/W 9.666				
6000x1400 mm DP 3x1829/1128 mm	147 kg	T082/M 6.036	T082/C 7.997	T082/W 9.486				
6000x1600 mm DP 3x1829/1328 mm	164 kg	T083/M 6.284	T083/C 8.645	T083/W 10.282				

(\*) HPL-COMPACT TABLETOP MAXIMUM SIZE FOR ONE PIECE 2400X1800 mm. FENIX TABLETOP MAXIMUM WIDTH 1200 mm.  
WOODEN TABLETOPS: AKABA S.A. Will not be responsible for the total uniformity and similarity in the tables that have more than one tabletop. The nature of this finish, its diversity of venis, tones and shades from one sheet to another, mean that exact uniformity cannot be guaranteed.

# TKNIKA CONTRACT-h750

by Francesc Rifé

Drawing

Specification



REF. €uros REF. €uros REF. €uros REF. €uros REF. €uros REF. €uros REF. €uros REF. €uros



## Round 3 Legs Direct Leg

Ø900 mm  
DP 543 mm

12 kg

Laminate 19 mm	HPL-Compact 12 mm (*)	Wood 19 mm	Black Fenix 20 mm (*)
T050/M 613	T050/C 702	T050/W 832	T050/F 1.081
T051/M 630	T051/C 764	T051/W 913	T051/F 1.190

### LEG SUPPLEMENT

Beech	Oak	Black oak or smoke
+WL3 58	+OL3 274	+NL3 305
+WL3 58	+OL3 274	+NL3 305



## Round 3 Legs

Ø1100 mm  
DP 670 mm

18 kg

Laminate 19 mm	HPL-Compact 12 mm (*)	Wood 19 mm	Black Fenix 20 mm (*)
T052/M 970	T052/C 1.136	T052/W 1.278	T052/F 1.668

Ø1200 mm  
DP 734 mm

19 kg

Laminate 19 mm	HPL-Compact 12 mm (*)	Wood 19 mm	Black Fenix 20 mm (*)
T053/M 989	T053/C 1.212	T053/W 1.373	T053/F 1.802

Ø1400 mm  
DP 861 mm

21 kg

Laminate 19 mm	HPL-Compact 12 mm (*)	Wood 19 mm	Black Fenix 20 mm (*)
T054/M 1.120	T054/C 1.439	T054/W 1.670	

Ø1600 mm  
DP 988 mm

23 kg

Laminate 19 mm	HPL-Compact 12 mm (*)	Wood 19 mm	Black Fenix 20 mm (*)
T055/M 1.168	T055/C 1.638	T055/W 1.913	

### LEG SUPPLEMENT

Beech	Oak	Black oak or smoke
+WL3 58	+OL3 274	+NL3 305
+WL3 58	+OL3 274	+NL3 305
+WL3 58	+OL3 274	+NL3 305
+WL3 58	+OL3 274	+NL3 305

ATTENTION Ø1600 mm IS THE MAXIMUM MEASUREMENT FOR 3 LEGS



## Round 4 Legs Direct Leg

Ø1000 mm  
DP 435 mm

15 kg

Laminate 19 mm	HPL-Compact 12 mm (*)	Wood 19 mm	Black Fenix 20 mm (*)
T056/M 736	T056/C 862	T056/W 1.003	T056/F 1.308

Ø1200 mm  
DP 577 mm

19 kg

Laminate 19 mm	HPL-Compact 12 mm (*)	Wood 19 mm	Black Fenix 20 mm (*)
T057/M 889	T057/C 1.119	T057/W 1.286	T057/F 1.690

### LEG SUPPLEMENT

Beech	Oak	Black oak or smoke
+WL4 80	+OL4 365	+NL4 406
+WL4 80	+OL4 365	+NL4 406



## Round 4 Legs

Ø1400 mm  
DP 718 mm

29 kg

Laminate 19 mm	HPL-Compact 12 mm (*)	Wood 19 mm	Black Fenix 20 mm (*)
T058/M 1.221	T058/C 1.534	T058/W 1.758	

Ø1600 mm  
DP 860 mm

30 kg

Laminate 19 mm	HPL-Compact 12 mm (*)	Wood 19 mm	Black Fenix 20 mm (*)
T059/M 1.283	T059/C 1.747	T059/W 2.015	

Ø1800 mm  
DP 1001 mm

31 kg

Laminate 19 mm	HPL-Compact 12 mm (*)	Wood 19 mm	Black Fenix 20 mm (*)
T060/M 1.412	T060/C 2.037	T060/W 2.356	

### LEG SUPPLEMENT

Beech	Oak	Black oak or smoke
+WL4 80	+OL4 365	+NL4 406
+WL4 80	+OL4 365	+NL4 406
+WL4 80	+OL4 365	+NL4 406

NOTE: THE MAXIMUM SIZE AVAILABLE WITH 4 LEGS IS Ø2000 mm FOR TABLETOPS IN LAMINATE AND WOOD. CONSULT WITH FACTORY PRICE AND AVAILABILITY.

(\*) HPL-COMPACT TABLETOP MAXIMUM SIZE FOR ONE PIECE 2400X1800 mm. FENIX TABLETOP MAXIMUM WIDTH 1200 mm.

# TKNIKA CONTRACT-h1050

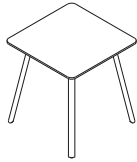
by Francesc Rifé

Drawing

Specification



REF. €uros REF. €uros REF. €uros REF. €uros REF. €uros REF. €uros REF. €uros REF. €uros



## Square Direct Leg

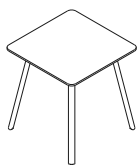
900x900 mm  
DP 538/538 mm

1000x1000mm  
DP 638/638 mm

17 kg

19 kg

	Laminate 19 mm	HPL-Compact 12 mm (*)	Wood 19 mm	Black Fenix 20 mm (*)	LEG SUPPLEMENT					
					Beech	Oak	Black oak or smoke			
	T100/M 849	T100/C 896	T100/W 1.155	T100/F 1.281	+WL4 80	+LS4 494	+ML4 520			
	T101/M 864	T101/C 964	T101/W 1.249	T101/F 1.390	+WL4 80	+LS4 494	+ML4 520			



## Square

1100x1100 mm  
DP 738/738 mm

1200x1200 mm  
DP 838/838 mm

1400x1400 mm  
DP 1038/1038 mm

1600x1600 mm  
DP 1238/1238 mm


27 kg

31 kg

39 kg

48 kg

	Laminate 19 mm	HPL-Compact 12 mm (*)	Wood 19 mm	Black Fenix 20 mm (*)	LEG SUPPLEMENT					
					Beech	Oak	Black oak or smoke			
	T102/M 1.211	T102/C 1.329	T102/W 1.657	T102/F 1.851	+WL4 80	+LS4 494	+ML4 520			
	T103/M 1.248	T103/C 1.422	T103/W 1.783	T103/F 1.999	+WL4 80	+LS4 494	+ML4 520			
	T104/M 1.417	T104/C 1.684	T104/W 2.159		+WL4 80	+LS4 494	+ML4 520			
	T105/M 1.523	T105/C 1.932	T105/W 2.493		+WL4 80	+LS4 494	+ML4 520			



## Rectangular

1400x700 mm  
DP 1038/338 mm

1600x800 mm  
DP 1238/438 mm

1800x900 mm  
DP 1438/538 mm

2000x900 mm  
DP 1638/538 mm

2200x900 mm  
DP 1838/538 mm

24 kg

29 kg


34 kg

37 kg

40 kg

	Laminate 19 mm	HPL-Compact 12 mm (*)	Wood 19 mm	Black Fenix 20 mm (*)	LEG SUPPLEMENT					
					Beech	Oak	Black oak or smoke			
	T111/M 1.054	T111/C 1.128	T111/W 1.417	T111/F 1.578	+WL4 80	+LS4 494	+ML4 520			
	T112/M 1.118	T112/C 1.262	T112/W 1.594	T112/F 1.785	+WL4 80	+LS4 494	+ML4 520			
	T113/M 1.206	T113/C 1.434	T113/W 1.816	T113/F 2.048	+WL4 80	+LS4 494	+ML4 520			
	T114/M 1.238	T114/C 1.507	T114/W 1.916	T114/F 2.165	+WL4 80	+LS4 494	+ML4 520			
	T115/M 1.306		T115/W 2.050	T115/F 2.321	+WL4 80	+LS4 494	+ML4 520			

ATTENTION FROM 2400 mm IT WILL BE MANUFACTURED IN 2 TABLETOPS.



## Rectangular 2 Tabletops

2600x1200 mm  
DP 2x1084/838 mm

2800x1200 mm  
DP 2x1184/838 mm

3200x1200 mm  
DP 2x1384/838 mm

3600x1200 mm  
DP 2x1584/838 mm

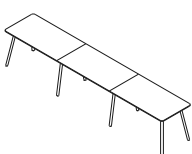
63 kg

66 kg

74 kg

82 kg

	Laminate 19 mm	HPL-Compact 12 mm (*)	Wood 19 mm (*)	Black Fenix 20 mm (*)	LEG SUPPLEMENT					
					Beech	Oak	Black oak or smoke			
	T120/M 2.658	T120/C 3.030	T120/W 3.496	T120/F 4.330	+WL6 120	+SL6 740	+ML6 781			
	T121/M 2.700	T121/C 3.136	T121/W 3.624	T121/F 4.498	+WL6 120	+SL6 740	+ML6 781			
	T122/M 2.811	T122/C 3.366	T122/W 3.904	T122/F 4.865	+WL6 120	+SL6 740	+ML6 781			
	T123/M 3.015	T123/C 3.685	T123/W 4.262	T123/F 5.324	+WL6 120	+SL6 740	+ML6 781			



## Rectangular 3 Tabletops

5400x1000 mm  
DP 3x1584/838 mm

106 kg

	Laminate 19 mm	HPL-Compact 12 mm (*)	Wood 19 mm (*)	Black Fenix 20 mm (*)	LEG SUPPLEMENT					
					Beech	Oak	Black oak or smoke			
	T124/M 4.552	T124/C 5.171	T124/W 6.086	T124/F 7.586	+WL8 160	+SL8 987	+ML8 1.042			

(\*) HPL-COMPACT TABLETOP MAXIMUM SIZE FOR ONE PIECE 2400X1800 mm. FENIX TABLETOP MAXIMUM WIDTH 1200 mm.

WOODEN TABLETOPS: AKABA S.A. Will not be responsible for the total uniformity and similarity in the tables that have more than one tabletop. The nature of this finish, its diversity of venis, tones and shades from one sheet to another, mean that exact uniformity cannot be guaranteed.

# TKNIKA CONTRACT-h1050

by Francesc Rifé

Drawing

Specification



REF. €uros REF. €uros REF. €uros REF. €uros REF. €uros REF. €uros REF. €uros REF. €uros



## Round 3 Legs Direct Leg

Ø900 mm  
DP 480 mm

13 kg

Laminate 19 mm	HPL-Compact 12 mm (*)	Wood 19 mm	Black Fenix 20 mm (*)
T140/M 729	T140/C 750	T140/W 871	T140/F 1.144

Ø1000m  
DP 543,6 mm

15 kg

T141/M 748	T141/C 816	T141/W 950	T141/F 1.251
------------	------------	------------	--------------

### LEG SUPPLEMENT

Beech	Oak	Black oak or smoke
+WL3 58	+LS3 371	+ML3 390
+WL3 58	+LS3 371	+ML3 390



## Round 3 Legs

Ø1100 mm  
DP 607,2 mm

19 kg

Laminate 19 mm	HPL-Compact 12 mm (*)	Wood 19 mm	Black Fenix 20 mm (*)
T142/M 1.117	T142/C 1.188	T142/W 1.305	T142/F 1.731

Ø1200m  
DP 670,8 mm

21 kg

T143/M 1.139	T143/C 1.264	T143/W 1.397	T143/F 1.862
--------------	--------------	--------------	--------------

Ø1400 mm  
DP 798 mm

27 kg

T144/M 1.281	T144/C 1.491	T144/W 1.695	
--------------	--------------	--------------	--

### LEG SUPPLEMENT

Beech	Oak	Black oak or smoke
+WL3 58	+LS3 371	+ML3 390
+WL3 58	+LS3 371	+ML3 390
+WL3 58	+LS3 371	+ML3 390

NOTE: THE MAXIMUM SIZE AVAILABLE WITH 3 LEGS IS Ø1600 mm. CONTACT WITH FACTORY FOR PRICE AND AVAILABILITY.



## Round 4 Legs Direct Leg

Ø1100 mm  
DP 416 mm

18 kg

Laminate 19 mm	HPL-Compact 12 mm (*)	Wood 19 mm	Black Fenix 20 mm (*)
T145/M 1.029	T145/C 1.111	T145/W 1.234	T145/F 1.640

Ø1200m  
DP 487 mm

21 kg

T146/M 1.051	T146/C 1.188	T146/W 1.329	T146/F 1.772
--------------	--------------	--------------	--------------

### LEG SUPPLEMENT

Beech	Oak	Black oak or smoke
+WL4 80	+LS4 494	+ML4 520
+WL4 80	+LS4 494	+ML4 520



## Round 4 Legs

Ø1400 mm  
DP 628 mm

29 kg

Laminate 19 mm	HPL-Compact 12 mm (*)	Wood 19 mm	Black Fenix 20 mm (*)
T147/M 1.390	T147/C 1.587	T147/W 1.785	

Ø1600m  
DP 770 mm

36 kg

T148/M 1.474	T148/C 1.804	T148/W 2.050	
--------------	--------------	--------------	--

Ø1800m  
DP 911 mm

44 kg

T149/M 1.608	T149/C 2.094	T149/W 2.379	
--------------	--------------	--------------	--

### LEG SUPPLEMENT

Beech	Oak	Black oak or smoke
+WL4 80	+LS4 494	+ML4 520
+WL4 80	+LS4 494	+ML4 520
+WL4 80	+LS4 494	+ML4 520

NOTE: THE MAXIMUM SIZE AVAILABLE WITH 4 LEGS IS Ø2000 mm. CONSULT WITH FACTORY PRICE AND AVAILABILITY. FOR OTHER CONFIGURATIONS OF H1050 CONSULT FACTORY PRICE AND AVAILABILITY.

(\*) HPL-COMPACT TABLETOP MAXIMUM SIZE FOR ONE PIECE 2400X1800 mm. FENIX TABLETOP MAXIMUM WIDTH 1200 mm.

# TKNIKA COLLABORATIVE-h750

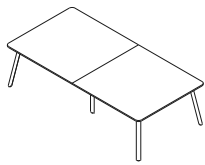
by Francesc Rifé

Drawing

Specification



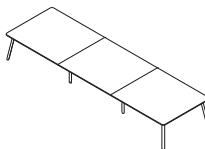
REF. €uros REF. €uros REF. €uros REF. €uros REF. €uros REF. €uros REF. €uros REF. €uros



## Rectangular 2 Tabletops

		Laminate 19 mm	HPL-Compact 12 mm (*)	Wood 19 mm (*)	Black Fenix 20 mm (*)	LEG SUPPLEMENT		
						Beech	Oak	Black oak or smoke
2800x1400 mm E 1400x1400 mm (2)	74 kg	T200/M 2.897	T200/C 3.534	T200/W 4.189		+WL6 120	+OL6 548	+NL6 608
2800x1600 mm E 1400x1600 mm (2)	82 kg	T201/M 3.005	T201/C 3.805	T201/W 4.511		+WL6 120	+OL6 548	+NL6 608
3200x1200 mm E 1600x1200 mm (2)	73 kg	T202/M 2.649	T202/C 3.276	T202/W 3.815	T202/F 4.757	+WL6 120	+OL6 548	+NL6 608
3200x1400 mm E 1600x1400 mm (2)	82 kg	T203/M 2.959	T203/C 3.672	T203/W 4.350		+WL6 120	+OL6 548	+NL6 608
3600x1200 mm E 1800x1200 mm (2)	80 kg	T204/M 2.850	T204/C 3.592	T204/W 4.169	T204/F 5.213	+WL6 120	+OL6 548	+NL6 608
3600x1400 mm E 1800x1400 mm (2)	91 kg	T205/M 3.176	T205/C 4.026	T205/W 4.754		+WL6 120	+OL6 548	+NL6 608
3600x1600 mm E 1800x1600 mm (2)	101 kg	T206/M 3.298	T206/C 4.339	T206/W 5.132		+WL6 120	+OL6 548	+NL6 608
3800x1400 mm E 1900x1400 mm (2)	95 kg	T207/M 3.224	T207/C 4.147	T207/W 4.901		+WL6 120	+OL6 548	+NL6 608
3800x1600 mm E 1900x1600 mm (2)	105 kg	T208/M 3.351	T208/C 4.477	T208/W 5.304		+WL6 120	+OL6 548	+NL6 608
4000x1400 mm E 2000x1400 mm (2)	99 kg	T209/M 3.271	T209/C 4.270	T209/W 5.051		+WL6 120	+OL6 548	+NL6 608
4000x1600 mm E 2000x1600 mm (2)	110 kg	T210/M 3.403	T210/C 4.613	T210/W 5.472		+WL6 120	+OL6 548	+NL6 608
4200x1400 mm E 2100x1400 mm (2)	103 kg	T211/M 3.495	T211/C 4.551	T211/W 5.349		+WL6 120	+OL6 548	+NL6 608
4200x1600 mm E 2100x1600 mm (2)	115 kg	T212/M 3.631	T212/C 4.907	T212/W 5.791		+WL6 120	+OL6 548	+NL6 608

NOTE: THE MAXIMUM LENGTH PER TABLETOP IS 2100 mm.



## Rectangular 3 Tabletops

		Laminate 19 mm	HPL-Compact 12 mm (*)	Wood 19 mm (*)	Black Fenix 20 mm (*)	LEG SUPPLEMENT		
						Beech	Oak	Black oak or smoke
5400x1400 mm E 1800x1400 mm (3)	134 kg	T300/M 5.874	T300/C 7.548	T300/W 8.934		+WL8 160	+OL8 731	+NL8 812
5400x1600 mm E 1800x1600 mm (3)	150 kg	T301/M 6.109	T301/C 8.155	T301/W 9.666		+WL8 160	+OL8 731	+NL8 812
6000x1400 mm E 2000x1400 mm (3)	147 kg	T302/M 6.036	T302/C 7.997	T302/W 9.486		+WL8 160	+OL8 731	+NL8 812
6000x1600 mm E 2000x1600 mm (3)	164 kg	T303/M 6.284	T303/C 8.645	T303/W 10.282		+WL8 160	+OL8 731	+NL8 812

NOTE: THE MAXIMUM LENGTH PER TABLETOP IS 2100 mm.

(\*) HPL-COMPACT TABLETOP MAXIMUM SIZE FOR ONE PIECE 2400X1800 mm. FENIX TABLETOP MAXIMUM WIDTH 1200 mm.

WOODEN TABLETOPS: AKABA S.A. Will not be responsible for the total uniformity and similarity in the tables that have more than one tabletop. The nature of this finish, its diversity of venis, tones and shades from one sheet to another, mean that exact uniformity cannot be guaranteed.

# TKNIKA COLLABORATIVE-h750

by Francesc Rifé

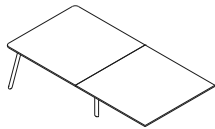
Drawing

Specification



REF. €uros REF. €uros REF. €uros REF. €uros REF. €uros REF. €uros REF. €uros REF. €uros

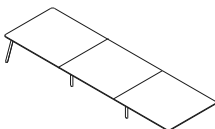
## Rectangular 2 Tabletops + Termination (\*)



						LEG SUPPLEMENT						
		Laminate 19 mm	HPL-Compact 12 mm (*)	Wood 19 mm (*)	Black Fenix 20 mm (*)	Beech		Oak		Black oak or smoke		
2800x1400 mm E 1400x1400 mm (2)	74 kg	T250/M 2.584	T250/C 3.219	T250/W 3.870								
2800x1600 mm E 1400x1600 mm (2)	82 kg	T251/M 2.685	T251/C 3.478	T251/W 4.186								
3200x1200 mm E 1600x1200 mm (2)	73 kg	T252/M 2.346	T252/C 2.964	T252/W 3.504	T252/F 4.445	+WL6 120	+OL6 548	+NL6 608				
3200x1400 mm E 1600x1400 mm (2)	82 kg	T253/M 2.646	T253/C 3.354	T253/W 4.030								
3600x1200 mm E 1800x1200 mm (2)	80 kg	T254/M 2.545	T254/C 3.283	T254/W 3.859	T254/F 4.904	+WL6 120	+OL6 548	+NL6 608				
3600x1400 mm E 1800x1400 mm (2)	91 kg	T255/M 2.864	T255/C 3.709	T255/W 4.435								
3600x1600 mm E 1800x1600 mm (2)	101 kg	T256/M 2.977	T256/C 4.016	T256/W 4.808								
3800x1400 mm E 1900x1400 mm (2)	95 kg	T257/M 2.915	T257/C 3.833	T257/W 4.586								
3800x1600 mm E 1900x1600 mm (2)	105 kg	T258/M 3.029	T258/C 4.154	T258/W 4.980								
4000x1400 mm E 2000x1400 mm (2)	99 kg	T259/M 2.961	T259/C 3.953	T259/W 4.734								
4000x1600 mm E 2000x1600 mm (2)	110 kg	T260/M 3.086	T260/C 4.285	T260/W 5.148								
4200x1400 mm E 2100x1400 mm (2)	103 kg	T261/M 3.187	T261/C 4.231	T261/W 5.033								
4200x1600 mm E 2100x1600 mm (2)	115 kg	T262/M 3.312	T262/C 4.583	T262/W 5.462								

NOTE: THE MAXIMUM LENGTH PER TABLETOP IS 2100 mm.


## Rectangular 3 Tabletops + Termination (\*)



						LEG SUPPLEMENT						
		Laminate 19 mm	HPL-Compact 12 mm (*)	Wood 19 mm (*)	Black Fenix 20 mm (*)	Beech		Oak		Black oak or smoke		
5400x1400 mm E 1800x1400 mm (3)	134 kg	T350/M 5.549	T350/C 7.217	T350/W 8.600								
5400x1600 mm E 1800x1600 mm (3)	150 kg	T351/M 5.776	T351/C 7.811	T351/W 9.323								
6000x1400 mm E 2000x1400 mm (3)	147 kg	T352/M 5.715	T352/C 7.664	T352/W 9.156								
6000x1600 mm E 2000x1600 mm (3)	164 kg	T353/M 5.950	T353/C 8.305	T353/W 9.943								

NOTE: THE MAXIMUM LENGTH PER TABLETOP IS 2100 mm.

## (\*) Semicircular End Termination Table



						LEG SUPPLEMENT						
		Laminate 19 mm	HPL-Compact 12 mm (*)	Wood 19 mm	Black Fenix 20 mm (*)	Beech		Oak		Black oak or smoke		
600x1200 mm Fondo 1200 mm	15 kg	T549/M 1.055	T549/C 1.188	T549/W 1.390	T549/F 1.403	+WL1 20	+OL1 91	+NL1 102				
700x1400 mm Fondo 1400 mm	19 kg	T550/M 1.093	T550/C 1.290	T550/W 1.529	T550/F 1.695	+WL1 20	+OL1 91	+NL1 102				
800x1600 mm Fondo 1600 mm	23 kg	T551/M 1.149	T551/C 1.431	T551/W 1.703	T551/F 1.904	+WL1 20	+OL1 91	+NL1 102				

NOTE: ONLY ONE TERMINATION PER BENCH.

(\*) HPL-COMPACT TABLETOP MAXIMUM SIZE FOR ONE PIECE 2400X1800 mm. FENIX TABLETOP MAXIMUM WIDTH 1200 mm.

WOODEN TABLETOPS: AKABA S.A. Will not be responsible for the total uniformity and similarity in the tables that have more than one tabletop. The nature of this finish, its diversity of venis, tones and shades from one sheet to another, mean that exact uniformity cannot be guaranteed.

# TKNIKA OFFICE BENCH-h750


by Francesc Rifé

Drawing

Specification



REF. €uros REF. €uros REF. €uros REF. €uros REF. €uros REF. €uros REF. €uros REF. €uros



## 2 Seater + 2 Top Access + Tray

1400x1400 mm  
E 1400x700 mm (2)

43 kg

Laminate 19 mm	HPL-Compact 12 mm (*)	Wood 19 mm	Black Fenix 20 mm (*)
<b>T500/M</b> 1.931	<b>T500/C</b> 2.364	<b>T500/W</b> 2.879	<b>T500/F</b> 3.200

LEG SUPPLEMENT					
Beech		Oak		Black oak or smoke	
+WL4	80	+OL4	365	+NL4	406

1600x1600 mm  
E 1600x800 mm (2)

52 kg

<b>T501/M</b> 2.054	<b>T501/C</b> 2.668	<b>T501/W</b> 3.265	<b>T501/F</b> 3.660
---------------------	---------------------	---------------------	---------------------

+WL4	80	+OL4	365	+NL4	406
------	----	------	-----	------	-----

1800x1600 mm  
E 1800x800 mm (2)

58 kg

<b>T502/M</b> 2.163	<b>T502/C</b> 2.877	<b>T502/W</b> 3.517	<b>T502/F</b> 3.955
---------------------	---------------------	---------------------	---------------------

+WL4	80	+OL4	365	+NL4	406
------	----	------	-----	------	-----

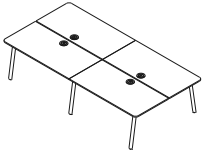
2000x1800 mm  
E 2000x900 mm (2)

69 kg

<b>T503/M</b> 2.277	<b>T503/C</b> 3.208	<b>T503/W</b> 3.944	<b>T503/F</b> 4.466
---------------------	---------------------	---------------------	---------------------

+WL4	80	+OL4	365	+NL4	406
------	----	------	-----	------	-----

NOTE: DEPTHS AVAILABLE BETWEEN 600 AND 900 mm. CONTACT WITH FACTORY FOR PRICE AND AVAILABILITY.  
THE MAXIMUM LENGTH PER TABLETOP IS 2000 mm.  
DOUBLE TRAY MEASURES 420X137X130 mm.



## 4 Seater + 4 Top Access + 2 Trays

2800x1400 mm  
E 1400x700 mm (4)

86 kg

Laminate 19 mm	HPL-Compact 12 mm (*)	Wood 19 mm (*)	Black Fenix 20 mm (*)
<b>T510/M</b> 3.616	<b>T510/C</b> 4.477	<b>T510/W</b> 5.511	<b>T510/F</b> 6.135

LEG SUPPLEMENT					
Beech		Oak		Black oak or smoke	
+WL6	120	+OL6	548	+NL6	608

3200x1600 mm  
E 1600x800 mm (4)

105 kg

<b>T511/M</b> 3.884	<b>T511/C</b> 5.105	<b>T511/W</b> 6.304	<b>T511/F</b> 7.076
---------------------	---------------------	---------------------	---------------------

+WL6	120	+OL6	548	+NL6	608
------	-----	------	-----	------	-----

3600x1600 mm  
E 1800x800 mm (4)

117 kg

<b>T512/M</b> 4.104	<b>T512/C</b> 5.523	<b>T512/W</b> 6.805	<b>T512/F</b> 7.661
---------------------	---------------------	---------------------	---------------------

+WL6	120	+OL6	548	+NL6	608
------	-----	------	-----	------	-----

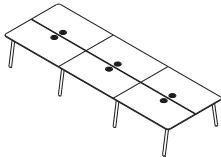
4000x1800 mm  
E 2000x900 mm (4)

139 kg

<b>T513/M</b> 4.331	<b>T513/C</b> 6.189	<b>T513/W</b> 7.655	<b>T513/F</b> 8.676
---------------------	---------------------	---------------------	---------------------

+WL6	120	+OL6	548	+NL6	608
------	-----	------	-----	------	-----

NOTE: DEPTHS AVAILABLE BETWEEN 600 AND 900 mm. CONTACT WITH FACTORY FOR PRICE AND AVAILABILITY.  
THE MAXIMUM LENGTH PER TABLETOP IS 2000 mm.  
DOUBLE TRAY MEASURES 420X137X130 mm.



## 6 Seater + 6 Top Access + 3 Trays

4200x1400 mm  
E 1400x700 mm (6)

120 kg

Laminate 19 mm	HPL-Compact 12 mm (*)	Wood 19 mm (*)	Black Fenix 20 mm (*)
<b>T520/M</b> 5.287	<b>T520/C</b> 6.581	<b>T520/W</b> 8.127	<b>T520/F</b> 9.054

LEG SUPPLEMENT					
Beech		Oak		Black oak or smoke	
+WL8	160	+OL8	731	+NL8	812

4800x1600 mm  
E 1600x800 mm (6)

140 kg

<b>T521/M</b> 5.691	<b>T521/C</b> 7.520	<b>T521/W</b> 9.312	<b>T521/F</b> 10.460
---------------------	---------------------	---------------------	----------------------

+WL8	160	+OL8	731	+NL8	812
------	-----	------	-----	------	-----

5400x1600 mm  
E 1800x800 mm (6)

166 kg

<b>T522/M</b> 6.018	<b>T522/C</b> 8.144	<b>T522/W</b> 10.067	<b>T522/F</b> 11.338
---------------------	---------------------	----------------------	----------------------

+WL8	160	+OL8	731	+NL8	812
------	-----	------	-----	------	-----

6000x1800 mm  
E 2000x900 mm (6)

181 kg

<b>T523/M</b> 6.359	<b>T523/C</b> 9.142	<b>T523/W</b> 11.343	<b>T523/F</b> 12.866
---------------------	---------------------	----------------------	----------------------

+WL8	160	+OL8	731	+NL8	812
------	-----	------	-----	------	-----

NOTE: DEPTHS AVAILABLE BETWEEN 600 AND 900 mm. CONTACT WITH FACTORY FOR PRICE AND AVAILABILITY.  
THE MAXIMUM LENGTH PER TABLETOP IS 2000 mm.  
DOUBLE TRAY MEASURES 420X137X130 mm.

(\*) HPL-COMPACT TABLETOP MAXIMUM SIZE FOR ONE PIECE 2400X1800 mm. FENIX TABLETOP MAXIMUM WIDTH 1200 mm.

WOODEN TABLETOPS: AKABA S.A. Will not be responsible for the total uniformity and similarity in the tables that have more than one tabletop. The nature of this finish, its diversity of venis, tones and shades from one sheet to another, mean that exact uniformity cannot be guaranteed.

# TKNIKA OFFICE BENCH-h750

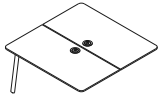
by Francesc Rifé

Drawing

Specification




REF. €uros REF. €uros REF. €uros REF. €uros REF. €uros REF. €uros REF. €uros REF. €uros



## 2 Seater + Termination (\*) + 2 Top Access + Tray

						LEG SUPPLEMENT					
		Laminate 19 mm	HPL-Compact 12 mm (*)	Wood 19 mm	Black Fenix 20 mm (*)	Beech		Oak		Black oak or smoke	
1400x1400 mm E 1400x700 mm (2)	43 kg	T530/M 1.617	T530/C 2.045	T530/W 2.562	T530/F 2.619	+WL4 80	+OL4 365	+NL4 406			
1600x1600 mm E 1600x800 mm (2)	52 kg	T531/M 1.747	T531/C 2.355	T531/W 2.952	T531/F 3.042	+WL4 80	+OL4 365	+NL4 406			
1800x1600 mm E 1800x800 mm (2)	58 kg	T532/M 1.856	T532/C 2.562	T532/W 3.200	T532/F 3.312	+WL4 80	+OL4 365	+NL4 406			
2000x1800 mm E 2000x900 mm (2)	69 kg	T533/M 1.962	T533/C 2.889	T533/W 3.622	T533/F 3.770	+WL4 80	+OL4 365	+NL4 406			

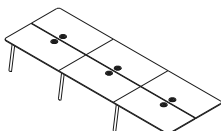
NOTE: DEPTHS AVAILABLE BETWEEN 600 AND 900 mm. CONTACT WITH FACTORY FOR PRICE AND AVAILABILITY.  
THE MAXIMUM LENGTH PER TABLETOP IS 2000 mm.  
DOUBLE TRAY MEASURES 420X137X130 mm.



## 4 Seater + Termination (\*) + 4 Top Access + 2 Trays

						LEG SUPPLEMENT					
		Laminate 19 mm	HPL-Compact 12 mm (*)	Wood 19 mm (*)	Black Fenix 20 mm (*)	Beech		Oak		Black oak or smoke	
2800x1400 mm E 1400x700 mm (4)	86 kg	T540/M 3.289	T540/C 4.147	T540/W 5.181	T540/F 5.775	+WL6 120	+OL6 548	+NL6 608			
3200x1600 mm E 1600x800 mm (4)	105 kg	T541/M 3.551	T541/C 4.766	T541/W 5.964	T541/F 6.702	+WL6 120	+OL6 548	+NL6 608			
3600x1600 mm E 1800x800 mm (4)	117 kg	T542/M 3.772	T542/C 5.184	T542/W 6.466	T542/F 7.288	+WL6 120	+OL6 548	+NL6 608			
4000x1800 mm E 2000x900 mm (4)	139 kg	T543/M 3.993	T543/C 5.841	T543/W 7.306	T543/F 8.297	+WL6 120	+OL6 548	+NL6 608			

NOTE: DEPTHS AVAILABLE BETWEEN 600 AND 900 mm. CONTACT WITH FACTORY FOR PRICE AND AVAILABILITY.  
THE MAXIMUM LENGTH PER TABLETOP IS 2000 mm.  
DOUBLE TRAY MEASURES 420X137X130 mm.



## 6 Seater + Termination (\*) + 6 Top Access + 3 Trays

						LEG SUPPLEMENT					
		Laminate 19 mm	HPL-Compact 12 mm (*)	Wood 19 mm (*)	Black Fenix 20 mm (*)	Beech		Oak		Black oak or smoke	
4200x1400 mm E 1400x700 mm (6)	120 kg	T560/M 4.962	T560/C 6.247	T560/W 7.796	T560/F 8.692	+WL8 160	+OL8 731	+NL8 812			
4800x1600 mm E 1600x800 mm (6)	140 kg	T561/M 5.358	T561/C 7.181	T561/W 8.973	T561/F 10.090	+WL8 160	+OL8 731	+NL8 812			
5400x1600 mm E 1800x800 mm (6)	166 kg	T562/M 5.685	T562/C 7.805	T562/W 9.727	T562/F 10.968	+WL8 160	+OL8 731	+NL8 812			
6000x1800 mm E 2000x900 mm (6)	181 kg	T563/M 6.021	T563/C 8.795	T563/W 10.994	T563/F 12.485	+WL8 160	+OL8 731	+NL8 812			

NOTE: DEPTHS AVAILABLE BETWEEN 600 AND 900 mm. CONTACT WITH FACTORY FOR PRICE AND AVAILABILITY.  
THE MAXIMUM LENGTH PER TABLETOP IS 2000 mm.  
DOUBLE TRAY MEASURES 420X137X130 mm.



## (\*) Semicircular End Termination Table

						LEG SUPPLEMENT					
		Laminate 19 mm	HPL-Compact 12 mm (*)	Wood 19 mm	Black Fenix 20 mm (*)	Beech		Oak		Black oak or smoke	
700x1400 mm Fondo 1400 mm	19 kg	T550/M 1.093	T550/C 1.290	T550/W 1.529	T550/F 1.695	+WL1 20	+OL1 91	+NL1 102			
800x1600 mm Fondo 1600 mm	23 kg	T551/M 1.149	T551/C 1.431	T551/W 1.703	T551/F 1.904	+WL1 20	+OL1 91	+NL1 102			
900x1800 mm Fondo 1800 mm	27 kg	T552/M 1.211	T552/C 1.589	T552/W 1.900	T552/F 2.138	+WL1 20	+OL1 91	+NL1 102			

NOTE: ONLY ONE TERMINATION PER BENCH.

(\*) HPL-COMPACT TABLETOP MAXIMUM SIZE FOR ONE PIECE 2400X1800 mm. FENIX TABLETOP MAXIMUM WIDTH 1200 mm.

WOODEN TABLETOPS: AKABA S.A. Will not be responsible for the total uniformity and similarity in the tables that have more than one tabletop. The nature of this finish, its diversity of venis, tones and shades from one sheet to another, mean that exact uniformity cannot be guaranteed.

# TKNIKA DIVERSE-h750

by Francesc Rifé

Drawing

Specification



REF. €uros REF. €uros REF. €uros REF. €uros REF. €uros REF. €uros REF. €uros REF. €uros



## Hexagonal

A 1400 mm  
DP 616 mm

A 1600 mm  
DP 731 mm

A 1800 mm  
DP 847 mm

27 kg

38 kg

47 kg

Laminate 19 mm	HPL-Compact 12 mm (*)	Wood 19 mm	Black Fenix 20 mm (*)
<b>T600/M</b> 1.476	<b>T600/C</b> 1.751	<b>T600/W</b> 2.271	<b>T600/F</b> 2.553
<b>T601/M</b> 1.962	<b>T601/C</b> 2.357	<b>T601/W</b> 2.980	<b>T601/F</b> 3.364
<b>T602/M</b> 2.178	<b>T602/C</b> 2.739	<b>T602/W</b> 3.468	<b>T602/F</b> 3.944

## LEG SUPPLEMENT

Beech	Oak	Black oak or smoke
<b>+WL6</b> 120	<b>+OL6</b> 548	<b>+NL6</b> 608
<b>+WL6</b> 120	<b>+OL6</b> 548	<b>+NL6</b> 608
<b>+WL6</b> 120	<b>+OL6</b> 548	<b>+NL6</b> 608



## Circle with Flat Face to Wall

Ø1200 mm  
DP 577 mm

Ø1400 mm  
DP 718 mm

Ø1600 mm  
DP 860 mm

19 kg

29 kg

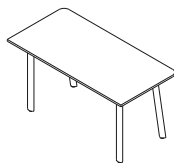
30 kg

Laminate 19 mm	HPL-Compact 12 mm (*)	Wood 19 mm	Black Fenix 20 mm (*)
<b>T610/M</b> 1.085	<b>T610/C</b> 1.151	<b>T610/W</b> 1.608	<b>T610/F</b> 1.810
<b>T611/M</b> 1.450	<b>T611/C</b> 1.583	<b>T611/W</b> 2.165	
<b>T612/M</b> 1.519	<b>T612/C</b> 1.802	<b>T612/W</b> 2.463	

## LEG SUPPLEMENT

Beech	Oak	Black oak or smoke
<b>+WL4</b> 80	<b>+OL4</b> 365	<b>+NL4</b> 406
<b>+WL4</b> 80	<b>+OL4</b> 365	<b>+NL4</b> 406
<b>+WL4</b> 80	<b>+OL4</b> 365	<b>+NL4</b> 406

NOTE: THE Ø1200 mm TABLE IS MANUFACTURED WITH DIRECT LEGS (WITHOUT STRUCTURE).



## Home Office to Wall

1200x600 mm  
DP 928/328 mm

1400x700 mm  
DP 1128/428 mm

1600x800 mm  
DP 1328/528 mm

1800x900 mm  
DP 1528/628 mm

14 kg

23 kg

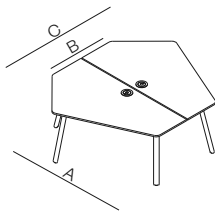
28 kg

34 kg

STRAIGHT LEG + ANGLE LEG			
Laminate 19 mm	HPL-Compact 12 mm (*)	Wood 19 mm	Black Fenix 20 mm (*)
<b>T620/M</b> 896	<b>T620/C</b> 898	<b>T620/W</b> 1.149	<b>T620/F</b> 1.267
<b>T621/M</b> 1.126	<b>T621/C</b> 1.174	<b>T621/W</b> 1.466	<b>T621/F</b> 1.631
<b>T622/M</b> 1.176	<b>T622/C</b> 1.297	<b>T622/W</b> 1.633	<b>T622/F</b> 1.826
<b>T623/M</b> 1.276	<b>T623/C</b> 1.474	<b>T623/W</b> 1.860	<b>T623/F</b> 2.091

## LEG SUPPLEMENT

Beech	Oak	Black oak or smoke
<b>+WLR</b> 63	<b>+OLR</b> 371	<b>+NLR</b> 382
<b>+WLR</b> 63	<b>+OLR</b> 371	<b>+NLR</b> 382
<b>+WLR</b> 63	<b>+OLR</b> 371	<b>+NLR</b> 382
<b>+WLR</b> 63	<b>+OLR</b> 371	<b>+NLR</b> 382



## Bench 2 Seater Hexagonal Symmetrical + 2 Top Access + Tray

A B C  
1800x1000x2078 mm  
DPT 1085 mm

A B C  
2000x1200x2336 mm  
DPT 1195 mm

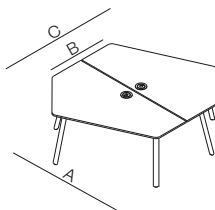
68 kg

70 kg

Laminate 19 mm	HPL-Compact 12 mm (*)	Wood 19 mm (*)	Black Fenix 20 mm (*)
<b>T630/M</b> 2.959	<b>T630/C</b> 3.366	<b>T630/W</b> 4.307	<b>T630/F</b> 4.886
<b>T631/M</b> 3.083	<b>T631/C</b> 3.712	<b>T631/W</b> 4.781	<b>T631/F</b> 5.457

## LEG SUPPLEMENT

Beech	Oak	Black oak or smoke
<b>+WL6</b> 120	<b>+OL6</b> 548	<b>+NL6</b> 608
<b>+WL6</b> 120	<b>+OL6</b> 548	<b>+NL6</b> 608



## Bench 2 Seater Hexagonal Asymmetric + 2 Top Access + Tray

A B C  
1800x1000x2078 mm  
DPT 1085 mm

A B C  
2000x1200x2336 mm  
DPT 1195 mm

68 kg

70 kg

Laminate 19 mm	HPL-Compact 12 mm (*)	Wood 19 mm (*)	Black Fenix 20 mm (*)
<b>T632/M</b> 2.959	<b>T632/C</b> 3.366	<b>T632/W</b> 4.307	<b>T632/F</b> 4.886
<b>T633/M</b> 3.083	<b>T633/C</b> 3.712	<b>T633/W</b> 4.781	<b>T633/F</b> 5.457

## LEG SUPPLEMENT

Beech	Oak	Black oak or smoke
<b>+WL6</b> 120	<b>+OL6</b> 548	<b>+NL6</b> 608
<b>+WL6</b> 120	<b>+OL6</b> 548	<b>+NL6</b> 608

(\*) HPL-COMPACT TABLETOP MAXIMUM SIZE FOR ONE PIECE 2400X1800 mm. FENIX TABLETOP MAXIMUM WIDTH 1200 mm.

WOODEN TABLETOPS: AKABA S.A. Will not be responsible for the total uniformity and similarity in the tables that have more than one tabletop. The nature of this finish, its diversity of venis, tones and shades from one sheet to another, mean that exact uniformity cannot be guaranteed.

# TKNIKA DIVERSE-h750

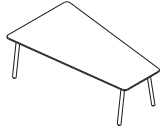
by Francesc Rifé

Drawing

Specification



REF. Euros REF. Euros REF. Euros REF. Euros REF. Euros REF. Euros REF. Euros REF. Euros



## Trapezoidal

2000x1400/800 mm  
DP 1626/1128/528 mm

2400x1400/800 mm  
DP 2027/1128/528 mm

2800x1600/800 mm  
DP 2426/1328/528 mm

51 kg

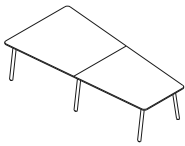
67 kg

82 kg

Laminate 19 mm	HPL-Compact 12 mm (*)	Wood 19 mm	Black Fenix 20 mm (*)
<b>T070/M</b> 1.845	<b>T070/C</b> 2.321	<b>T070/W</b> 2.972	
<b>T071/M</b> 2.225	<b>T071/C</b> 2.821	<b>T071/W</b> 3.568	
<b>T072/M</b> 3.112		<b>T072/W</b> 5.065	

## LEG SUPPLEMENT

Beech	Oak	Black oak or smoke
<b>+WL4</b> 80	<b>+OL4</b> 365	<b>+NL4</b> 406
<b>+WL4</b> 80	<b>+OL4</b> 365	<b>+NL4</b> 406
<b>+WL4</b> 80	<b>+OL4</b> 365	<b>+NL4</b> 406



## Trapezoidal 2 Tabletops

3200x1600/1000 mm  
DP 2x1380/1328/728 mm

4000x1600/1000 mm  
DP 2x1780/1328/728 mm

91 kg

110 kg

Laminate 19 mm	HPL-Compact 12 mm (*)	Wood 19 mm	Black Fenix 20 mm (*)
<b>T073/M</b> 3.176	<b>T073/C</b> 4.051	<b>T073/W</b> 5.264	
<b>T074/M</b> 3.512	<b>T074/C</b> 4.709	<b>T074/W</b> 6.124	

## LEG SUPPLEMENT

Beech	Oak	Black oak or smoke
<b>+WL6</b> 120	<b>+OL6</b> 548	<b>+NL6</b> 608
<b>+WL6</b> 120	<b>+OL6</b> 548	<b>+NL6</b> 608

NOTE: FOR OTHER TRAPEZOIDAL CONFIGURATIONS, CONTACT WITH FACTORY FOR PRICE AND AVAILABILITY.

(\*) HPL-COMPACT TABLETOP MAXIMUM SIZE FOR ONE PIECE 2400X1800 mm. FENIX TABLETOP MAXIMUM WIDTH 1200 mm.


WOODEN TABLETOPS: AKABA S.A. Will not be responsible for the total uniformity and similarity in the tables that have more than one tabletop. The nature of this finish, its diversity of venis, tones and shades from one sheet to another, mean that exact uniformity cannot be guaranteed.

## Accessories

## Specification



REF. €uros REF. €uros



**PIVOTING DIVIDER UPHOLSTERED** 665x30xh410 mm  
Group D

**TK01/D** 382

**PIVOTING DIVIDER UPHOLSTERED** 665x30xh410 mm  
Group C & COF

**TK01/C** 399

**PIVOTING DIVIDER UPHOLSTERED** 665x30xh410 mm  
Group B & Valencia

5,2 kg

**TK01/B** 418

**PIVOTING DIVIDER UPHOLSTERED** 665x30xh410 mm  
Group A & COL

**TK01/A** 456

**PIVOTING DIVIDER UPHOLSTERED** 665x30xh410 mm  
Soft leather

**TK01/L** 468

ATTENTION AVAILABLE ONLY FOR TKNIKA OFFICE BENCH, TKNIKA DIVERSE BENCH 2 SEATER HEXAGONAL SYMMETRICAL AND ASYMMETRIC.  
NOTE: ESPECIFY THE COLOUR OF THE PAINT FOR THE ROUND METALLIC SUPPORT. IF THERE IS NO SPECIFICATION IT WILL BE PAINTED BLACK



**FIXED UPHOLSTERED DIVIDER**  
Group D

	Single 665x30xh410 mm	Double 1325x30xh410 mm
<b>TK02/D</b>	382	<b>TK04/D</b> 406
<b>TK02/C</b>	399	<b>TK04/C</b> 435
<b>TK02/B</b>	418	<b>TK04/B</b> 478
<b>TK02/A</b>	456	<b>TK04/A</b> 557
<b>TK02/L</b>	468	<b>TK04/L</b> 587

**FIXED UPHOLSTERED DIVIDER**  
Group C & COF

**TK02/D** 382

**TK04/D** 406

**FIXED UPHOLSTERED DIVIDER**  
Group B & Valencia

5,2 kg  
8,4 kg

**TK02/C** 399

**TK04/C** 435

**FIXED UPHOLSTERED DIVIDER**  
Group A & COL

**TK02/B** 418

**TK04/B** 478

**FIXED UPHOLSTERED DIVIDER**  
Soft leather

**TK02/A** 456

**TK04/A** 557

**TK02/L** 468

**TK04/L** 587

ATTENTION FIXED DIVIDER NOT AVAILABLE FOR TKNIKA OFFICE BENCH, TKNIKA DIVERSE BENCH 2 SEATER HEXAGONAL SYMMETRICAL AND ASYMMETRIC.  
NOTE: ESPECIFY THE COLOUR OF THE PAINT FOR THE ROUND METALLIC SUPPORT. IF THERE IS NO SPECIFICATION, IT WILL BE PAINTED BLACK.



**SELF-SUPPORTING UPHOLSTERED DIVIDER**  
Group D

	Single 665x30xh410 mm	Double 1325x30xh410 mm
<b>TK03/D</b>	382	<b>TK05/D</b> 406
<b>TK03/C</b>	399	<b>TK05/C</b> 435
<b>TK03/B</b>	418	<b>TK05/B</b> 478
<b>TK03/A</b>	456	<b>TK05/A</b> 557
<b>TK03/L</b>	468	<b>TK05/L</b> 587

**SELF-SUPPORTING UPHOLSTERED DIVIDER**  
Group C & COF

**TK03/D** 382

**TK05/D** 406

**SELF-SUPPORTING UPHOLSTERED DIVIDER**  
Group B & Valencia

5,2 kg  
8,4 kg

**TK03/C** 399

**TK05/C** 435

**SELF-SUPPORTING UPHOLSTERED DIVIDER**  
Group A & COL

**TK03/B** 418

**TK05/B** 478

**SELF-SUPPORTING UPHOLSTERED DIVIDER**  
Soft leather

**TK03/A** 456

**TK05/A** 557

**TK03/L** 468

**TK05/L** 587



**POWDER COATED METALLIC PENCIL HOLDER**  
338x158xh73 mm  
Includes interior protective black rubber.

1,4 kg

**AC074** 169

ATTENTION AVAILABLE ONLY FOR TKNIKA OFFICE BENCH, TKNIKA DIVERSE BENCH 2 SEATER HEXAGONAL SYMMETRICAL AND ASYMMETRIC.



**SUSPENDED PEDESTAL WITH DRAWER**  
395x353xh355 mm  
Drawer in laminate and pencil holder in metal powder-coated.  
Includes interior protective black rubber. Single color: white, graphite, olive green, rose, grey clay and red clay.

17,5 kg

**AC075** 690









## Electrification












## Specification



REF.

€uros

	<b>CUT OUT TABLETOP</b> (Customer measures)		<b>AC051</b>	115
	<b>ROUND METAL TOP ACCESS WITH REMOVABLE COVER</b> Ø140 mm support / Ø102 mm cut out / Ø80 mm passage (Cut out include) It will be powder coated in the same colour as the table frame, unless the client indicates another colour from the AKABA paint sample card.	0,36 kg	<b>AC072</b>	58
	<b>RECTANGULAR METAL TOP ACCESS WITH REMOVABLE COVER AND DOUBLE OUTLET</b> 300x135 mm support / 275x110 mm cut out / 253x88 mm passage (Cut out include) It will be powder coated in the same colour as the table frame, unless the client indicates another colour from the AKABA paint sample card.	0,5 kg	<b>AC097</b>	120
	<b>USB CHARGER</b> Ø60 mm support / Ø70 mm cut out (Cut out include) Black colour. Includes 1 schuko + 1 USB charge A and C.	0,11 kg	<b>AC083</b>	322
	<b>MULTICHARGER PRO</b> Ø80 mm support / Ø71 mm cut out (Cut out include) Black colour. Wireless charging + USB A and C.	0,4 kg	<b>AC085</b>	382
	<b>TOP ACCESS SMALL IN METAL</b> 240x100 mm support / 233x93 mm cut out (Cut out include) White or black colour.	0,2 kg	<b>AC060</b>	82
	<b>TOP ACCESS LARG IN METAL</b> 320x100 mm support / 313x93 mm cut out (Cut out include) White or black colour.	0,25 kg	<b>AC061</b>	89
	<b>TOP ACCESS DOUBLE OPENING IN METAL</b> 320x135 mm support / 313x128 mm cut out (Cut out include) White or black colour.	0,39 kg	<b>AC062</b>	176
	<b>WOODEN TOP ACCESS WITH REMOVABLE COVER</b> 310x100 mm support / 320x130 mm cut out (Cut out include)  ATTENTION AVAILABLE ONLY FOR WOODEN TABLETOPS.	0,35 kg	<b>AC098</b>	176

Electrification	Specification		REF.	€uros
	<b>SURFACE ELECTRICAL UNIT</b> 144x78,6 mm support / 135x67 mm cut out (Cut out include) White or black. Includes 2 schukos.	0,35 kg	<b>AC070</b>	255
	<b>SURFACE ELECTRICAL UNIT</b> 267,9x78,6 mm support / 258,8x67 mm cut out (Cut out include) White or black. Includes 1 schuko + 1 USB charger A & C + 2 RJ45 + HDMI.	0,53 kg	<b>AC071</b>	626
	<b>SURFACE MOUNTED ELECTRICAL 4 MODULES</b> 319x154 mm support / 294x147xh65,5 mm cut out (Cut out include) White or black. 45° opening, metal box with folding top and 4 useful modules. Kit: 2 schukos points + 1 HDMI + RJ45 + cable connection strap 3 meters.	1,26 kg	<b>AC056</b>	695
	<b>WIRE MESH TRAY (*)</b> 400x150xh60 mm	0,4 kg	<b>AC073</b>	63
	<b>WIRE MESH TRAY (*)</b> 700x150xh60 mm	0,6 kg	<b>AC076</b>	72
	<b>WIRE MESH TRAY (*)</b> 400x200xh110 mm	0,5 kg	<b>AC093</b>	70
	<b>WIRE MESH TRAY (*)</b> 700x200xh110 mm	0,7 kg	<b>AC094</b>	80
	<b>METALLIC CABLE TRAY FOR ELECTRIFICATION (*)</b> 420x155xh130 mm	1 kg	<b>AC054</b>	121
	<b>DOUBLE METALLIC CABLE TRAY FOR ELECTRIFICATION (*)</b> 600x460xh154 mm	2,2 kg	<b>AC078</b>	97
	<b>FOLDABLE METAL TRAY FOR STORAGE OF ELECTRIFICATION (*)</b> 600x316xh126 mm		<b>AC099</b>	172
	<b>FOLDABLE METAL TRAY FOR STORAGE OF ELECTRIFICATION (*)</b> 900x316xh126 mm		<b>AC100</b>	196
(*) ALL CABLE TRAY WILL BE PAINTED THE SAME COLOUR AS THE TABLE STRUCTURE, UNLESS THE CLIENT INDICATES ANOTHER COLOUR FROM THE AKABA PAINT SAMPLE CARD.				
	<b>FLEXIBLE CABLE RISER</b> White or black.	0,69 kg	<b>A34/M</b>	99
	<b>SQUARE TOTEM</b> 100x100 mm It will be powder coated in the same colour as the table frame, unless the client indicates another colour from the AKABA paint sample card.	4,2 kg	<b>A71/M</b>	315
ATTENTION VALID ONLY WITH AC078.				

# USOA

by Tabuena & Leache, Arquitectos



Fusion of a light yet robust table design. Usoa is a meeting table program that meets and exceeds all expectations. It offers the best features of a table: robust worktops of natural materials, solid structure of metal with a clean light design that creates great personality.

One of the main features of the Usoa program is its ability to cover large lengths, creating robust tables up to 5.4 meters long and 1.6 meters wide with only two columns. The multiple combinations of surface, colour, shape and size allow you to create the perfect meeting table for any application.

# USOA

by Tabuenca & Leache, Arquitectos

## General specifications

---

### Tabletops

Tabletops in 19 mm laminate with ABS edges or 19 mm MDF board veneered in natural wood.

### Wood tabletops

AKABA S.A. will not be responsible for the total uniformity and similarity in the tables that have more than one tabletop. The nature of this finish, its diversity of veins, tones and shades from one sheet to another, mean that exact uniformity cannot be guaranteed.

### Legs

Folded steel leg, 8 mm thick, powder-coated finish, at 75° or 90° depending on the version, with glides.

### Electrification system

Compass leg 75°: Flexible cable riser in black or white colour and U shaped laminate central beam to allocate cables and electrical outlets. Top access on top in metal powder-coated black or white.

Balance leg 90°: Cable riser with open cover placed on the "balance" leg. The central steel structure allows cabling along the beam. Top access on top in metal powder-coated black or white.

# USOA

by Tabuena & Leache, Arquitectos

## Variants



Workstation



Bench




Meeting  
Compass Leg




Meeting  
Balance Leg

## Finishes

### Metallic finishes



P-257 White Textured  
(\*RAL 9016)



P-1002 Ivory



P-249 Grey Beige  
(\*RAL 1019)



P-3010 Latte



P-893 Mocha  
(\*RAL 7006)



P-8015 Bordeaux  
(\*RAL 8015)



P-251 Rose  
(\*RAL 3017)



P-3012 Beige Red  
(\*RAL 3012)



P-250 Mustard  
(\*RAL 1015)



P-1017 Apricot-Ochre  
(\*RAL 1017)



P-254 Traffic Grey  
(\*RAL 7042)



P-3040 Mint



P-7003 Moss Grey  
(\*RAL 7003)



P-7024 Graphite Grey  
(\*RAL 7024)



P-5001 Navy Blue  
(\*RAL 5001)




P-208 Black Textured  
(\*RAL 9017)




P-246 Black  
(\*RAL 9017)


### Oxide finishes



P-261 Copper



P-262 Oxide Brown  
Textured




P-260 Anodic Bronze


### Laminates



M-817 White Polar



M-825 Sahara



M-821 Rose



M-824 Red Clay



M-822 Olive Green



M-823 Grey Clay



M-814 Oak Aurora




M-826 Oak Mesura



M-819 Walnut Slow



M-827 Siroko Walnut



M-820 Oak Sinatra




M-816 Oak Azabache



M-818 Graphite


### Woods




M-690 White Oak



M-687 Natural Oak



M-688 Natural  
Walnut



M-686 Black Oak

## Edges according to tabletop material

### Straight edges


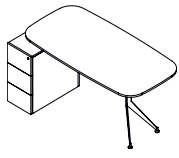
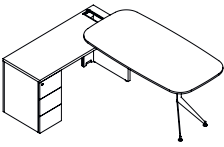
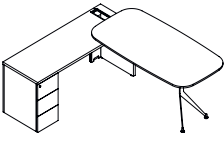
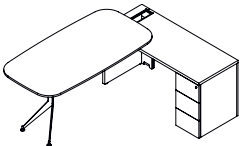
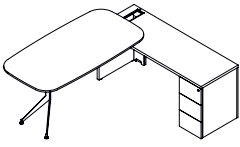
Laminate and wood

 19 mm



# USOA WORKSTATION


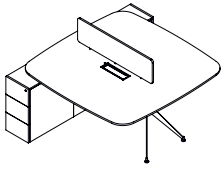
by Tabuenca & Leache, Arquitectos

Drawing	Specification	Measures 	REF.	€uros	REF.	€uros
	<b>With Pedestal</b> Ambidextrous pedestal. Cable rise through the back of the pedestal (double bottom). Total height 750 mm.	1400x922 mm E 1400x800 mm	53 kg	Laminate 19 mm <b>US65/M</b> 2.355	Wood 19 mm (*) <b>US65/W</b> 3.572	
		1600x922 mm E 1600x800 mm	57 kg	<b>US66/M</b> 2.397	<b>US66/W</b> 3.638	
		1800x922 mm E 1800x800 mm	60 kg	<b>US67/M</b> 2.444	<b>US67/W</b> 3.711	
		2000x922 mm E 2000x800 mm	63 kg	<b>US68/M</b> 2.490	<b>US68/W</b> 3.780	
	<b>With Left Add-on Table + Pedestal</b> Add-on table of 1385x565 mm. Cable rise through the cable duct. Top access and tray on Add-on table. Total height 750 mm.	1705x1600 mm E 1400x800 mm	82 kg	Laminate 19 mm <b>US69/M</b> 3.123	Wood 19 mm (*) <b>US69/W</b> 4.351	
		1905x1600 mm E 1600x800 mm	84 kg	<b>US70/M</b> 3.164	<b>US70/W</b> 4.423	
		2105x1600 mm E 1800x800 mm	86 kg	<b>US71/M</b> 3.211	<b>US71/W</b> 4.489	
		2305x1600 mm E 2000x800 mm	88 kg	<b>US72/M</b> 3.255	<b>US72/W</b> 4.561	
	<b>With Left Add-on Table + Pedestal</b> Add-on table of 1585x565 mm. Cable rise through the cable duct. Top access and tray on Add-on table. Total height 750 mm.	1705x1800 mm E 1400x800 mm	84 kg	Laminate 19 mm <b>US73/M</b> 3.303	Wood 19 mm (*) <b>US73/W</b> 4.542	
		1905x1800 mm E 1600x800 mm	86 kg	<b>US74/M</b> 3.349	<b>US74/W</b> 4.606	
		2105x1800 mm E 1800x800 mm	88 kg	<b>US75/M</b> 3.391	<b>US75/W</b> 4.676	
		2305x1800 mm E 2000x800 mm	90 kg	<b>US76/M</b> 3.435	<b>US76/W</b> 4.744	
	<b>With Right Add-on Table + Pedestal</b> Add-on table of 1385x565 mm. Cable rise through the cable duct. Top access and tray on Add-on table. Total height 750 mm.	1705x1600 mm E 1400x800 mm	82 kg	Laminate 19 mm <b>US77/M</b> 3.123	Wood 19 mm (*) <b>US77/W</b> 4.351	
		1905x1600 mm E 1600x800 mm	84 kg	<b>US78/M</b> 3.164	<b>US78/W</b> 4.423	
		2105x1600 mm E 1800x800 mm	86 kg	<b>US79/M</b> 3.211	<b>US79/W</b> 4.489	
		2305x1600 mm E 2000x800 mm	88 kg	<b>US80/M</b> 3.255	<b>US80/W</b> 4.561	
	<b>With Right Add-on Table + Pedestal</b> Add-on table of 1585x565 mm. Cable rise through the cable duct. Top access and tray on Add-on table. Total height 750 mm.	1705x1800 mm E 1400x800 mm	84 kg	Laminate 19 mm <b>US81/M</b> 3.303	Wood 19 mm <b>US81/W</b> 4.542	
		1905x1800 mm E 1600x800 mm	86 kg	<b>US82/M</b> 3.349	<b>US82/W</b> 4.606	
		2105x1800 mm E 1800x800 mm	88 kg	<b>US83/M</b> 3.391	<b>US83/W</b> 4.676	
		2305x1800 mm E 2000x800 mm	90 kg	<b>US84/M</b> 3.435	<b>US84/W</b> 4.744	





(\*) TABLETOPS IN WOOD, ADD-ON TABLE AND PEDESTALS IN LAMINATE.

# USOA WORKSTATION

by Tabuenca & Leache, Arquitectos

Drawing	Specification	Measures		REF.	€uros	REF.	€uros
	<b>Bench 2 Seater + 2 Pedestals</b> Cable rise through the back of the pedestal. Double tray under the tabletop. Two top access. Divider lacquered included, colour white or black. Total height 750 mm.	1400x1844 mm E 1400x1600 mm	108 kg				
		1600x1844 mm E 1600x1600 mm	111 kg				
		1800x1844 mm E 1800x1600 mm	114 kg				

(\*) TABLETOPS IN WOOD, ADD-ON TABLE AND PEDESTALS IN LAMINATE.

Electrification	Specification		REF.	€uros
	<b>MODESTY PANEL IN LAMINATE</b> 600x19xh320 mm Table 1400 mm	2,3 kg	<b>U01/M</b>	228
	<b>MODESTY PANEL IN LAMINATE</b> 800x19xh320 mm Table 1600 mm	3,1 kg	<b>U02/M</b>	242
	<b>MODESTY PANEL IN LAMINATE</b> 900x19xh320 mm Table 1800 mm	3,5 kg	<b>U03/M</b>	251
	<b>MODESTY PANEL IN LAMINATE</b> 1100x19xh320 mm Table 2000 mm	4,3 kg	<b>U04/M</b>	262
	<b>UPHOLSTERED BENCH DIVIDER</b> Group D		<b>UPT/D</b>	396
	<b>UPHOLSTERED BENCH DIVIDER</b> Group C		<b>UPT/C</b>	433
	<b>UPHOLSTERED BENCH DIVIDER</b> Group B	6 kg	<b>UPT/B</b>	532
	<b>UPHOLSTERED BENCH DIVIDER</b> Group A		<b>UPT/A</b>	601
	<b>FLEXIBLE CABLE RISER</b> White or black.	0,69 kg	<b>A34/M</b>	99

# USOA COMPASS LEG

by Tabuenca & Leache, Arquitectos

## Drawing

## Specification



REF. Euros

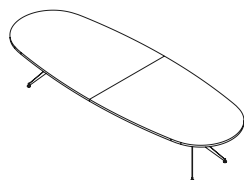
REF. Euros



### Oval

1400x700xh750 mm E 1400x700 mm	54 kg
1600x800xh750 mm E 1600x800 mm	60 kg
1800x900xh750 mm E 1800x900 mm	67 kg
2100x1200xh750 mm E 2100x1200 mm	85 kg

WITHOUT TOP ACCESS			
Laminate 19 mm		Wood 19 mm	
<b>US64/M</b>	1.248	<b>US64/W</b>	1.788
<b>US41/M</b>	1.360	<b>US41/W</b>	2.054
<b>US42/M</b>	1.419	<b>US42/W</b>	2.285
<b>US01/M</b>	2.297	<b>US01/W</b>	4.056



### Oval 2 Tabletops

2400x1200xh750 mm E 1200x1200 mm (2)	92 kg
2700x1200xh750 mm E 1350x1200 mm (2)	99 kg
3000x1200xh750 mm E 1500x1200 mm (2)	106 kg
3300x1200xh750 mm E 1650x1200 mm (2)	115 kg
3600x1200xh750 mm E 1800x1200 mm (2)	121 kg
3900x1400xh750 mm E 1950x1400 mm (2)	144 kg

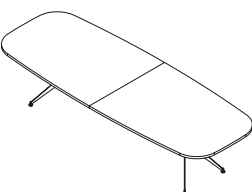
WITHOUT TOP ACCESS			
Laminate 19 mm		Wood 19 mm (*)	
<b>US43/M</b>	2.795	<b>US43/W</b>	4.652
<b>US02/M</b>	2.986	<b>US02/W</b>	5.251
<b>US44/M</b>	3.282	<b>US44/W</b>	5.460
<b>US03/M</b>	3.391	<b>US03/W</b>	6.079
<b>US45/M</b>	3.505	<b>US45/W</b>	6.722
<b>US04/M</b>	3.619	<b>US04/W</b>	7.366



### Barrel

1400x700xh750 mm E 1400x700 mm	54 kg
1600x800xh750 mm E 1600x800 mm	60 kg
1800x900xh750 mm E 1800x900 mm	67 kg
2100x1200xh750 mm E 2100x1200 mm	85 kg

WITHOUT TOP ACCESS			
Laminate 19 mm		Wood 19 mm	
<b>US46/M</b>	1.248	<b>US46/W</b>	1.788
<b>US47/M</b>	1.360	<b>US47/W</b>	2.054
<b>US48/M</b>	1.419	<b>US48/W</b>	2.285
<b>US05/M</b>	2.297	<b>US05/W</b>	4.056



### Barrel 2 Tabletops

2400x1200xh750 mm E 1200x1200 mm (2)	92 kg
2700x1200xh750 mm E 1350x1200 mm (2)	99 kg
3000x1200xh750 mm E 1500x1200 mm (2)	106 kg
3300x1200xh750 mm E 1650x1200 mm (2)	115 kg
3600x1200xh750 mm E 1800x1200 mm (2)	121 kg
3900x1400xh750 mm E 1950x1400 mm (2)	144 kg

WITHOUT TOP ACCESS			
Laminate 19 mm		Wood 19 mm (*)	
<b>US49/M</b>	2.795	<b>US49/W</b>	4.652
<b>US06/M</b>	2.986	<b>US06/W</b>	5.251
<b>US50/M</b>	3.282	<b>US50/W</b>	5.460
<b>US07/M</b>	3.391	<b>US07/W</b>	6.079
<b>US51/M</b>	3.505	<b>US51/W</b>	6.722
<b>US08/M</b>	3.619	<b>US08/W</b>	7.366

(\*) WOODEN TABLETOPS: AKABA S.A. will not be responsible for the total uniformity and similarity in the tables that have more than one tabletop. The nature of this finish, its diversity of veins, tones and shades from one sheet to another, mean that exact uniformity cannot be guaranteed.

# USOA COMPASS LEG

by Tabuena & Leache, Arquitectos

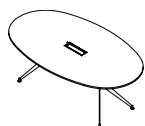
## Drawing

## Specification



REF. Euros

REF. Euros

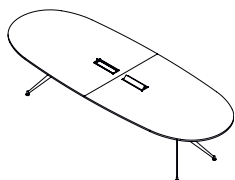


### Oval

1400x700xh750 mm E 1400x700 mm	54 kg
1600x800xh750 mm E 1600x800 mm	60 kg
1800x900xh750 mm E 1800x900 mm	67 kg
2100x1200xh750 mm E 2100x1200 mm	85 kg

### WITH TOP ACCESS

Laminate 19 mm		Wood 19 mm	
<b>US52/M</b>	1.599	<b>US52/W</b>	2.146
<b>US53/M</b>	1.711	<b>US53/W</b>	2.409
<b>US54/M</b>	1.767	<b>US54/W</b>	2.639
<b>US11/M</b>	2.509	<b>US11/W</b>	4.273

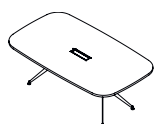


### Oval 2 Tabletops

2400x1200xh750 mm E 1200x1200 mm (2)	92 kg
2700x1200xh750 mm E 1350x1200 mm (2)	99 kg
3000x1200xh750 mm E 1500x1200 mm (2)	106 kg
3300x1200xh750 mm E 1650x1200 mm (2)	115 kg
3600x1200xh750 mm E 1800x1200 mm (2)	121 kg
3900x1400xh750 mm E 1950x1400 mm (2)	144 kg

### WITH TOP ACCESS

Laminate 19 mm		Wood 19 mm (*)	
<b>US55/M</b>	3.220	<b>US55/W</b>	5.086
<b>US12/M</b>	3.411	<b>US12/W</b>	5.685
<b>US56/M</b>	3.705	<b>US56/W</b>	5.892
<b>US13/M</b>	3.817	<b>US13/W</b>	6.514
<b>US57/M</b>	3.930	<b>US57/W</b>	7.156
<b>US14/M</b>	4.380	<b>US14/W</b>	8.055

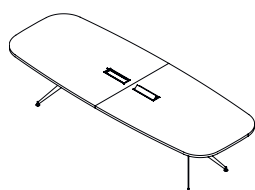


### Barrel

1400x700xh750 mm E 1400x700 mm	54 kg
1600x800xh750 mm E 1600x800 mm	60 kg
1800x900xh750 mm E 1800x900 mm	67 kg
2100x1200xh750 mm E 2100x1200 mm	85 kg

### WITH TOP ACCESS

Laminate 19 mm		Wood 19 mm	
<b>US58/M</b>	1.599	<b>US58/W</b>	2.146
<b>US59/M</b>	1.711	<b>US59/W</b>	2.409
<b>US60/M</b>	1.767	<b>US60/W</b>	2.639
<b>US15/M</b>	2.461	<b>US15/W</b>	4.193



### Barrel 2 Tabletops

2400x1200xh750 mm E 1200x1200 mm (2)	92 kg
2700x1200xh750 mm E 1350x1200 mm (2)	99 kg
3000x1200xh750 mm E 1500x1200 mm (2)	106 kg
3300x1200xh750 mm E 1650x1200 mm (2)	115 kg
3600x1200xh750 mm E 1800x1200 mm (2)	121 kg
3900x1400xh750 mm E 1950x1400 mm (2)	144 kg


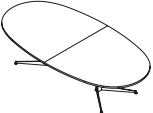
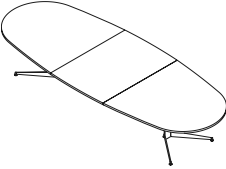
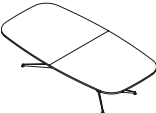
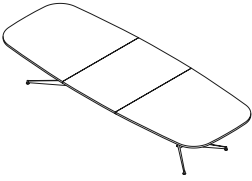
### WITH TOP ACCESS

Laminate 19 mm		Wood 19 mm (*)	
<b>US61/M</b>	3.158	<b>US61/W</b>	4.991
<b>US16/M</b>	3.411	<b>US16/W</b>	5.685
<b>US62/M</b>	3.705	<b>US62/W</b>	5.892
<b>US17/M</b>	3.817	<b>US17/W</b>	6.514
<b>US63/M</b>	3.930	<b>US63/W</b>	7.156
<b>US18/M</b>	4.380	<b>US18/W</b>	8.055

(\*) WOODEN TABLETOPS: AKABA S.A. will not be responsible for the total uniformity and similarity in the tables that have more than one tabletop. The nature of this finish, its diversity of veins, tones and shades from one sheet to another, mean that exact uniformity cannot be guaranteed.

# USOA BALANCE LEG

by Tabuenca & Leache, Arquitectos

Drawing	Specification	 REF.	€uros	REF.	€uros
	<b>Oval 2 Tabletops</b>			<b>WITHOUT TOP ACCESS</b>	
	3200x1600xh750 mm E 1600x1600 mm (2)	174 kg		Laminate 19 mm	Wood 19 mm (*)
	3600x1600x750 mm E 1800x1600 mm (2)	187 kg		<b>US21/M</b> 4.405	<b>US21/W</b> 7.830
				<b>US22/M</b> 4.520	<b>US22/W</b> 8.286
	<b>Oval 3 Tabletops</b>			<b>WITHOUT TOP ACCESS</b>	
	4200x1600xh750 mm E 1100x1600 mm (1) 1550x1600 mm (2)	206 kg		Laminate 19 mm	Wood 19 mm (*)
	4800x1600xh750 mm E 1400x1600 mm (1) 1700x1600 mm (2)	225 kg		<b>US23/M</b> 5.680	<b>US23/W</b> 10.251
	5400x1600xh750 mm E 1800x1600 mm (3)	245 kg		<b>US24/M</b> 6.224	<b>US24/W</b> 11.381
				<b>US25/M</b> 6.627	<b>US25/W</b> 12.442
	<b>Barrel 2 Tabletops</b>			<b>WITHOUT TOP ACCESS</b>	
	3200x1600xh750 mm E 1600x1600 mm (2)	174 kg		Laminate 19 mm	Wood 19 mm (*)
	3600x1600xh750 mm E 1800x1600 mm (2)	187 kg		<b>US26/M</b> 4.405	<b>US26/W</b> 7.830
				<b>US27/M</b> 4.520	<b>US27/W</b> 8.286
	<b>Barrel 3 Tabletops</b>			<b>WITHOUT TOP ACCESS</b>	
	4200x1600xh750 mm E 1100x1600 mm (1) 1550x1600 mm (2)	206 kg		Laminate 19 mm	Wood 19 mm (*)
	4800x1600xh750 mm E 1400x1600 mm (1) 1700x1600 mm (2)	225 kg		<b>US28/M</b> 5.680	<b>US28/W</b> 10.251
	5400x1600xh750 mm E 1800x1600 mm (3)	245 kg		<b>US29/M</b> 6.224	<b>US29/W</b> 11.381
				<b>US30/M</b> 6.627	<b>US30/W</b> 12.442

(\*) WOODEN TABLETOPS: AKABA S.A. will not be responsible for the total uniformity and similarity in the tables that have more than one tabletop. The nature of this finish, its diversity of veins, tones and shades from one sheet to another, mean that exact uniformity cannot be guaranteed.

# USOA BALANCE LEG

by Tabuenca & Leache, Arquitectos

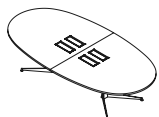
Drawing

Specification



REF. Euros

REF. Euros



## Oval 2 Tabletops

3200x1600xh750 mm  
E 1600x1600 mm (2)

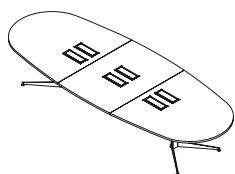
174 kg

3600x1600x750 mm  
E 1800x1600 mm (2)

187 kg

### WITH TOP ACCESS

Laminate 19 mm		Wood 19 mm (*)	
<b>US31/M</b>	5.058	<b>US31/W</b>	8.517
<b>US32/M</b>	5.428	<b>US32/W</b>	9.322



## Oval 3 Tabletops

4200x1600xh750 mm  
E 1100x1600 mm (1)  
1550x1600 mm (2)

206 kg

4800x1600xh750 mm  
E 1400x1600 mm (1)  
1700x1600 mm (2)

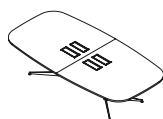
225 kg

5400x1600xh750 mm  
E 1800x1600 mm (3)

245 kg

### WITH TOP ACCESS

Laminate 19 mm		Wood 19 mm (*)	
<b>US33/M</b>	6.953	<b>US33/W</b>	11.576
<b>US34/M</b>	7.405	<b>US34/W</b>	12.658
<b>US35/M</b>	7.870	<b>US35/W</b>	13.815



## Barrel 2 Tabletops

3200x1600xh750 mm  
E 1600x1600 mm (2)

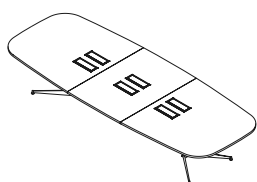
174 kg

3600x1600xh750 mm  
E 1800x1600 mm (2)

187 kg

### WITH TOP ACCESS

Laminate 19 mm		Wood 19 mm (*)	
<b>US36/M</b>	5.058	<b>US36/W</b>	8.517
<b>US37/M</b>	5.428	<b>US37/W</b>	9.322



## Barrel 3 Tabletops

4200x1600xh750 mm  
E 1100x1600 mm (1)  
1550x1600 mm (2)

206 kg

4800x1600xh750 mm  
E 1400x1600 mm (1)  
1700x1600 mm (2)

225 kg

5400x1600xh750 mm  
E 1800x1600 mm (3)

245 kg

### WITH TOP ACCESS

Laminate 19 mm		Wood 19 mm (*)	
<b>US38/M</b>	6.953	<b>US38/W</b>	11.576
<b>US39/M</b>	7.405	<b>US39/W</b>	12.658
<b>US40/M</b>	7.870	<b>US40/W</b>	13.815

(\*) WOODEN TABLETOPS: AKABA S.A. will not be responsible for the total uniformity and similarity in the tables that have more than one tabletop. The nature of this finish, its diversity of veins, tones and shades from one sheet to another, mean that exact uniformity cannot be guaranteed.



# XUT

by Ander Lizaso



The Xut modular table system stands out for its versatility, offering dimensions, shapes and finishes that can be customized to adapt and fit any room.

The structure of Xut is composed by modular columns made up of vertical metal ribs, which give it a solid and contemporary aesthetic, a design that represents a nod to the metal-clad facade architecture of the 20th century.

# XUT

by Ander Lizaso

## General specifications

---

### Tabletops

Tabletops in 19 mm laminate with ABS edges, 19 mm MDF board veneered in natural wood or 20 mm black fenix.

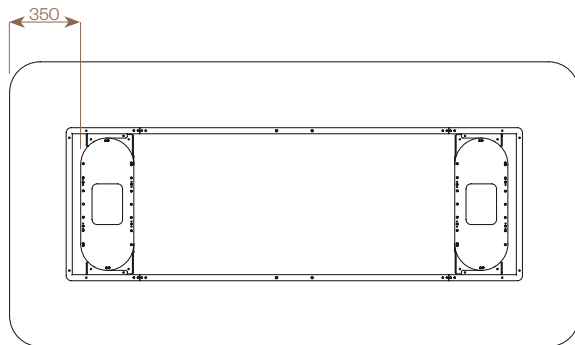
AKABA S.A. will not be responsible for the total uniformity and similarity in the tables that have more than one tabletop. The nature of this finish, its diversity of veins, tones and shades from one sheet to another, mean that exact uniformity cannot be guaranteed.

### Legs

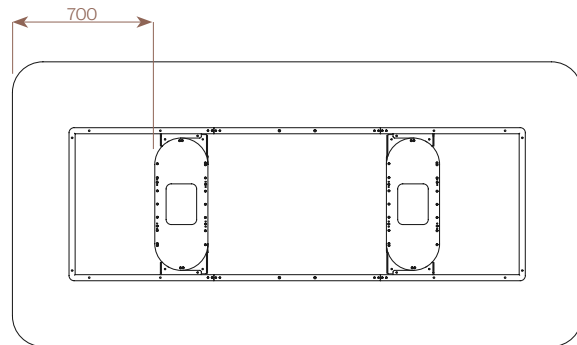
Interlocking powder coated aluminum slats that create different shapes.

### Overhang

Short overhang

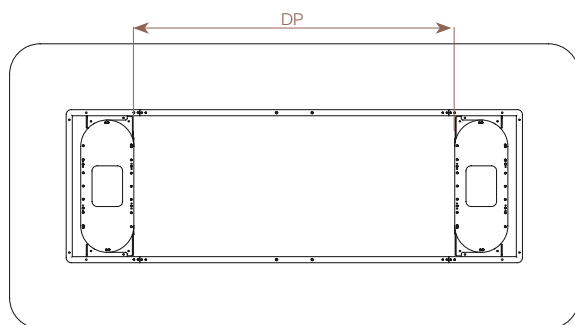


Long overhang



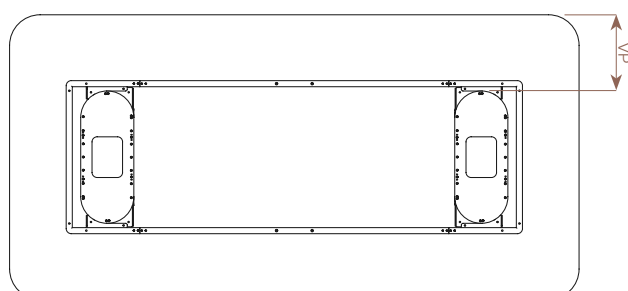
### Distance between legs (DP)

The distance between legs varies depending on the length of the table and the number of tabletops.



### Distance between tabletop and legs (VP)

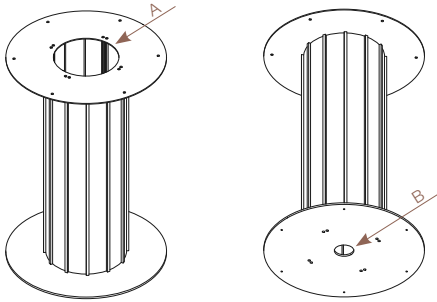
The distance between the tabletop and the legs varies depending on the width of the table.



## General specifications

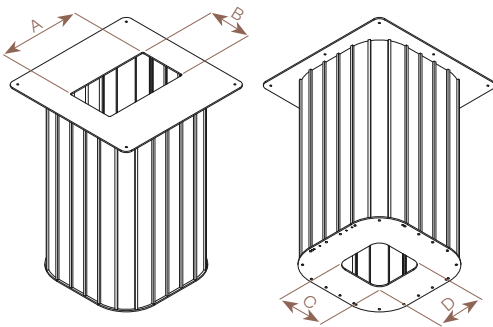
### Internal column access dimensions (DI)

Round column



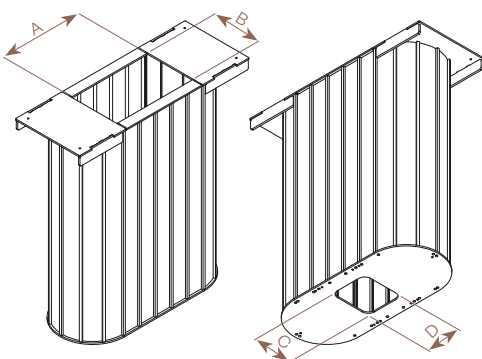
Leg type	Distance A	Distance B
<b>B490</b>	Ø200 mm	Ø60 mm
<b>B615</b>	Ø200 mm	Ø60 mm

Central column



Leg type	Distance A	Distance B	Distance C	Distance D
<b>3x3</b>	340 mm	185,5 mm	200 mm	200 mm
<b>4x4</b>	340 mm	185,5 mm	200 mm	200 mm
<b>5x5</b>	420 mm	185,5 mm	200 mm	200 mm

Rectangular column



Leg type	Distance A	Distance B	Distance C	Distance D
<b>4x0</b>	246 mm	185,5 mm	150 mm	135,15 mm
<b>5x0</b>	311 mm	185,5 mm	150 mm	135,15 mm
<b>6x0</b>	375 mm	185,5 mm	150 mm	200 mm
<b>7x0</b>	440 mm	185,5 mm	150 mm	200 mm

# XUT

by Ander Lizaso

## Variants

NEW



Round Column



Central Column




Rectangular




Rectangular

## Finishes

### Metallic finishes



P-257 White Textured  
(\*RAL 9016)



P-1002 Ivory



P-249 Grey Beige  
(\*RAL 1019)



P-3010 Latte



P-893 Mocha  
(\*RAL 7006)



P-8015 Bordeaux  
(\*RAL 8015)



P-251 Rose  
(\*RAL 3017)



P-3012 Beige Red  
(\*RAL 3012)



P-250 Mustard  
(\*RAL 1015)



P-1017 Apricot-Ochre  
(\*RAL 1017)



P-254 Traffic Grey  
(\*RAL 7042)



P-3040 Mint



P-7003 Moss Grey  
(\*RAL 7003)



P-7024 Graphite Grey  
(\*RAL 7024)



P-5001 Navy Blue  
(\*RAL 5001)




P-208 Black Textured  
(\*RAL 9017)




P-246 Black  
(\*RAL 9017)


### Oxide finishes



P-261 Copper



P-262 Oxide Brown  
Textured




P-260 Anodic Bronze


### Laminates



M-817 White Polar



M-825 Sahara



M-821 Rose



M-824 Red Clay



M-822 Olive Green



M-823 Grey Clay



M-814 Oak Aurora



M-826 Oak Mesura



M-819 Walnut Slow



M-827 Siroko Walnut



M-820 Oak Sinatra



M-816 Oak Azabache



M-818 Graphite

### Woods




M-690 White Oak



M-687 Natural Oak



M-688 Natural  
Walnut



M-686 Black Oak

### Fenix



M-901 Black

## Edges according to tabletop material

### Straight edges

Laminate, wood and black Fenix

 19 mm / 20 mm



NEW

# XUT-h750

by Ander Lizaso

## Drawing

## Specification



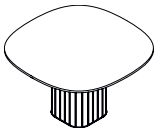
REF. Euros REF. Euros REF. Euros



### Round Column

Ø800 mm VP 270 mm / DI B490	22 kg
Ø900 mm VP 320 mm / DI B490	24 kg
Ø1000 mm VP 370 mm / DI B490	26 kg
Ø1100 mm VP 420 mm / DI B615	36 kg
Ø1200 mm VP 470 mm / DI B615	38 kg
Ø1300 mm VP 520 mm / DI B615	40 kg

	Laminate 19 mm		Wood 19 mm		Black Fenix 20 mm	
	<b>XT04/M</b>	754	<b>XT04/W</b>	898	<b>XT04/F</b>	1001
	<b>XT05/M</b>	770	<b>XT05/W</b>	920	<b>XT05/F</b>	1041
	<b>XT06/M</b>	854	<b>XT06/W</b>	950	<b>XT06/F</b>	1076
	<b>XT07/M</b>	965	<b>XT07/W</b>	1242	<b>XT07/F</b>	1389
	<b>XT08/M</b>	1.022	<b>XT08/W</b>	1368	<b>XT08/F</b>	1553
	<b>XT09/M</b>	1.079	<b>XT09/W</b>	1487		



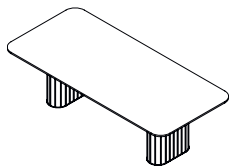
### Central Column

1300x1300 mm VP 422,82 mm / DI 3x3	45 kg
1600x1600 mm VP 540,39 mm / DI 4x4	77 kg
1800x1800 mm VP 657,96 mm / DI 5x5	104 kg

	Laminate 19 mm		Wood 19 mm		Black Fenix 20 mm	
	<b>XT01/M</b>	1.207	<b>XT01/W</b>	1.660		
	<b>XT02/M</b>	1.414	<b>XT02/W</b>	2.243		
	<b>XT03/M</b>	1.944	<b>XT03/W</b>	2.998		

NOTE: FOR TABLES REQUIRING A CENTRAL COLUMN, SANDBAGS WILL BE SENT.  
THE MINIMUM SIZE IS Ø1300 mm.

### 350 OVERHANG



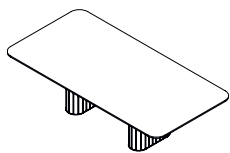
### Rectangular

2200x1200 mm DP 977,6 mm / VP 340,4 mm / DI 4x0	76 kg
2400x1200 mm DP 1177,6 mm / VP 340,4 mm / DI 4x0	79 kg
2400x1400 mm DP 1177,6 mm / VP 408,9 mm / DI 5x0	89 kg
2600x1200 mm DP 1377,6 mm / VP 340,4 mm / DI 4x0	83 kg
2600x1400 mm DP 1377,6 mm / VP 408,9 mm / DI 5x0	93 kg
2800x1400 mm DP 1577,6 mm / VP 408,9 mm / DI 5x0	97 kg

	Laminate 19 mm		Wood 19 mm		Black Fenix 20 mm	
	<b>XT10/M</b>	2.338	<b>XT10/W</b>	3.296	<b>XT10/F</b>	3.572
	<b>XT11/M</b>	2.423	<b>XT11/W</b>	3.383	<b>XT11/F</b>	3.768
	<b>XT12/M</b>	2.881	<b>XT12/W</b>	3.990		
	<b>XT13/M</b>	2.703	<b>XT13/W</b>	3.726	<b>XT13/F</b>	4.162
	<b>XT14/M</b>	2.915	<b>XT14/W</b>	3.992		
	<b>XT15/M</b>	3.033	<b>XT15/W</b>	4.148		

THE MINIMUM WIDTH IS 1200 mm.  
THE MAXIMUM WIDTH IS 1800 mm, EXCEPT FOR 2800 mm TABLES, WHERE THE MAXIMUM WIDTH WILL BE 1400 mm.

### 700 OVERHANG



### Rectangular

2800x1200 mm DP 877,6 mm / VP 340,4 mm / DI 4x0	87 kg
2800x1400 mm DP 877,6 mm / VP 408,9 mm / DI 5x0	97 kg

	Laminate 19 mm		Wood 19 mm		Black Fenix 20 mm	
	<b>XT16/M</b>	2.777	<b>XT16/W</b>	3.881	<b>XT16/F</b>	4.346
	<b>XT17/M</b>	3.033	<b>XT17/W</b>	4.316		

THE MINIMUM WIDTH IS 1200 mm.  
THE MAXIMUM WIDTH IS 1800 mm, EXCEPT FOR 2800 mm TABLES, WHERE THE MAXIMUM WIDTH WILL BE 1400 mm.

# XUT-h750

by Ander Lizaso

Drawing

Specification



REF.

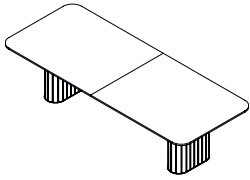
€uros

REF.

€uros

REF.

€uros



## Rectangular 2 encimeras

2900x1200 mm  
DP 1677,6 mm / VP 340,4 mm / DI 4x0

96 kg

2900x1400 mm  
DP 1677,6 mm / VP 408,9 mm / DI 5x0

105 kg

3000x1200 mm  
DP 1777,6 mm / VP 340,4 mm / DI 4x0

97 kg

3200x1400 mm  
DP 1977,6 mm / VP 408,9 mm / DI 5x0

112 kg

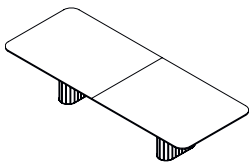
3300x1600 mm  
DP 2077,6 mm / VP 475,5 mm / DI 6x0

126 kg

NOTE: THE MAXIMUM AVAILABLE LENGTH FOR A TABLE WITH A 350 mm OVERHANG IS 3300 mm.  
THE MINIMUM WIDTH IS 1200 mm. MAXIMUM WIDTH IS 1800 mm.

### 350 OVERHANG

Laminate 19 mm	Wood 19 mm (*)	Black Fenix 20 mm
XT20/M 3.203	XT20/W 4.349	XT20/F 4.866
XT21/M 3.414	XT21/W 4.592	
XT22/M 3.269	XT22/W 4.239	XT22/F 4.987
XT23/M 3.699	XT23/W 4.912	
XT24/M 3.910	XT24/W 5.423	



## Rectangular 2 Tabletops

3200x1200 mm  
DP 1277,6 mm / VP 340,4 mm / DI 4x0

99 kg

3400x1200 mm  
DP 1477,6 mm / VP 340,4 mm / DI 4x0

103 kg

3600x1400 mm  
DP 1677,6 mm / VP 408,9 mm / DI 5x0

120 kg

3800x1400 mm  
DP 1877,6 mm / VP 408,9 mm / DI 5x0

126 kg

4000x1400 mm  
DP 2077,6 mm / VP 408,9 mm / DI 5x0

130 kg

4000x1600 mm  
DP 2077,6 mm / VP 475,5 mm / DI 6x0

142 kg

NOTE: THE MAXIMUM AVAILABLE LENGTH FOR A TABLE WITH A 700 mm OVERHANG IS 4000 mm.  
THE MINIMUM WIDTH IS 1200 mm. MAXIMUM WIDTH IS 1800 mm.

### 700 OVERHANG

Laminate 19 mm	Wood 19 mm (*)	Black Fenix 20 mm
XT25/M 3.407	XT25/W 4.426	XT25/F 5.213
XT26/M 3.363	XT26/W 4.477	XT26/F 5.274
XT27/M 4.103	XT27/W 5.480	
XT28/M 4.024	XT28/W 5.480	
XT29/M 4.328	XT29/W 5.878	
XT30/M 4.738	XT30/W 6.537	

(\*) WOODEN TABLETOPS: AKABA S.A. will not be responsible for the total uniformity and similarity in the tables that have more than one tabletop. The nature of this finish, its diversity of veins, tones and shades from one sheet to another, mean that exact uniformity cannot be guaranteed.

# XUT-h750

by Ander Lizaso

Drawing

Specification



REF.

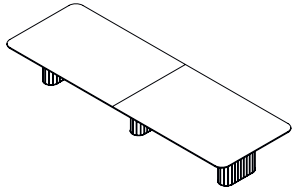
€uros

REF.

€uros

REF.

€uros



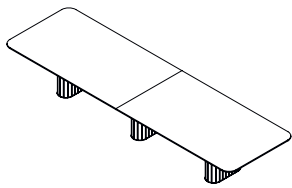
## Rectangular 2 Tabletops + Intermediate Column

3400x1200 mm DP 958,2 mm / VP 340,4 mm / DI 4x0	116 kg
3800x1400 mm DP 1158,2 mm / VP 408,9 mm / DI 5x0	138 kg
4200x1400 mm DP 1358,2 mm / VP 408,9 mm / DI 5x0	147 kg
4800x1600 mm DP 1658,2 mm / VP 475,5 mm / DI 6x0	175 kg
5200x1600 mm DP 1858,2 mm / VP 475,5 mm / DI 6x0	184 kg
5400x1600 mm DP 1958,2 mm / VP 475,5 mm / DI 6x0	189 kg

NOTE: THE MAXIMUM AVAILABLE LENGTH FOR A TABLE WITH A 350 mm OVERHANG IS 5600 mm. FOR CONFIGURATIONS OVER 5700 mm LENGTH CHECK WITH THE FACTORY FOR PRICING AND AVAILABILITY.  
THE MINIMUM WIDTH IS 1200 mm. MAXIMUM WIDTH IS 1800 mm.

### 350 OVERHANG

Laminate 19 mm	Wood 19 mm (*)	Black Fenix 20 mm
<b>XT40/M</b> 4.406	<b>XT40/W</b> 5.453	<b>XT40/F</b> 6.371
<b>XT41/M</b> 5.105	<b>XT41/W</b> 6.591	
<b>XT42/M</b> 5.813	<b>XT42/W</b> 7.462	
<b>XT43/M</b> 6.128	<b>XT43/W</b> 8.285	
<b>XT44/M</b> 6.588	<b>XT44/W</b> 9.406	
<b>XT45/M</b> 7.187	<b>XT45/W</b> 10.087	



## Rectangular 2 Tabletops + Intermediate Column

4100x1200 mm DP 958,2 mm / VP 340,4 mm / DI 4x0	129 kg
4500x1400 mm DP 1158,2 mm / VP 408,9 mm / DI 5x0	153 kg
4800x1400 mm DP 1308,2 mm / VP 408,9 mm / DI 5x0	159 kg
5400x1400 mm DP 1608,2 mm / VP 408,9 mm / DI 5x0	172 kg
5400x1600 mm DP 1608,2 mm / VP 475,5 mm / DI 6x0	189 kg

NOTE: THE MAXIMUM AVAILABLE LENGTH FOR A TABLE WITH A 700 mm OVERHANG IS 5600 mm. FOR CONFIGURATIONS OVER 5700 mm LENGTH CHECK WITH THE FACTORY FOR PRICING AND AVAILABILITY.  
THE MINIMUM WIDTH IS 1200 mm. MAXIMUM WIDTH IS 1800 mm.

### 700 OVERHANG

Laminate 19 mm	Wood 19 mm (*)	Black Fenix 20 mm
<b>XT46/M</b> 4.775	<b>XT46/W</b> 6.253	<b>XT46/F</b> 7.131
<b>XT47/M</b> 5.699	<b>XT47/W</b> 7.417	
<b>XT48/M</b> 5.940	<b>XT48/W</b> 7.772	
<b>XT49/M</b> 7.143	<b>XT49/W</b> 9.645	
<b>XT50/M</b> 7.428	<b>XT50/W</b> 10.336	


(\*) WOODEN TABLETOPS: AKABA S.A. will not be responsible for the total uniformity and similarity in the tables that have more than one tabletop. The nature of this finish, its diversity of veins, tones and shades from one sheet to another, mean that exact uniformity cannot be guaranteed.

## Accessories

## Specification



REF. €uros REF. €uros



**FIXED UPHOLSTERED DIVIDER**  
Group D

**FIXED UPHOLSTERED DIVIDER**  
Group O & COF

**FIXED UPHOLSTERED DIVIDER**  
Group B & Valencia


**FIXED UPHOLSTERED DIVIDER**  
Group A & COL

**FIXED UPHOLSTERED DIVIDER**  
Soft leather

5,2 kg  
8,4 kg

	Single 665x30xh410 mm	Double 1325x30xh410 mm
<b>TK02/D</b>	382	<b>TK04/D</b> 406
<b>TK02/C</b>	399	<b>TK04/C</b> 435
<b>TK02/B</b>	418	<b>TK04/B</b> 478
<b>TK02/A</b>	456	<b>TK04/A</b> 557
<b>TK02/L</b>	468	<b>TK04/L</b> 587

NOTE: ESPECIFY THE COLOUR OF THE PAINT FOR THE ROUND METALLIC SUPPORT. IF THERE IS NO SPECIFICATION, IT WILL BE PAINTED BLACK.



**SELF-SUPPORTING UPHOLSTERED DIVIDER**  
Group D

**SELF-SUPPORTING UPHOLSTERED DIVIDER**  
Group O & COF

**SELF-SUPPORTING UPHOLSTERED DIVIDER**  
Group B & Valencia

**SELF-SUPPORTING UPHOLSTERED DIVIDER**  
Group A & COL

**SELF-SUPPORTING UPHOLSTERED DIVIDER**  
Soft leather

5,2 kg  
8,4 kg


	Single 665x30xh410 mm	Double 1325x30xh410 mm
<b>TK03/D</b>	382	<b>TK05/D</b> 406
<b>TK03/C</b>	399	<b>TK05/C</b> 435
<b>TK03/B</b>	418	<b>TK05/B</b> 478
<b>TK03/A</b>	456	<b>TK05/A</b> 557
<b>TK03/L</b>	468	<b>TK05/L</b> 587

NOTE: ESPECIFY THE COLOUR OF THE PAINT FOR THE ROUND METALLIC SUPPORT. IF THERE IS NO SPECIFICATION, IT WILL BE PAINTED BLACK.



**COLUMN WITH SIDE ACCESS FOR ELECTRIFICATION**  
(Price increase per column)

**AC095** 98




**COLUMN WITH DOUBLE ACCESS FOR ELECTRIFICATION**  
(Price increase per column)

**AC096** 196



**COLUMN WITH CABLE GROMMET SIDE ACCESS FOR ELECTRIFICATION**  
Ø39 mm passage  
(Price increase per column)

**AC109** 70



**COLUMN WITH DOUBLE CABLE GROMMET SIDE ACCESS FOR ELECTRIFICATION**  
Ø39 mm passage  
(Price increase per column)

**AC110** 139









## Electrification











## Specification



REF.

€uros

	<b>CUT OUT TABLETOP</b> (Customer measures)		<b>AC051</b>	115
	<b>ROUND METAL TOP ACCESS WITH REMOVABLE COVER</b> Ø140 mm support / Ø102 mm cut out / Ø80 mm passage (Cut out include) It will be powder coated in the same colour as the table frame, unless the client indicates another colour from the AKABA paint sample card.	0,36 kg	<b>AC072</b>	58
	<b>RECTANGULAR METAL TOP ACCESS WITH REMOVABLE COVER AND DOUBLE OUTLET</b> 300x135 mm support / 275x110 mm cut out / 253x88 mm passage (Cut out include) It will be powder coated in the same colour as the table frame, unless the client indicates another colour from the AKABA paint sample card.	0,5 kg	<b>AC097</b>	120
	<b>USB CHARGER</b> Ø60 mm support / Ø70 mm cut out (Cut out include) Black colour. Includes 1 schuko + 1 USB charge A and C.	0,11 kg	<b>AC083</b>	322
	<b>MULTICHARGER PRO</b> Ø80 mm support / Ø71 mm cut out (Cut out include) Black colour. Wireless charging + USB A and C.	0,4 kg	<b>AC085</b>	382
	<b>TOP ACCESS SMALL IN METAL</b> 240x100 mm support / 233x93 mm cut out (Cut out include) White or black colour.	0,2 kg	<b>AC060</b>	82
	<b>TOP ACCESS LARG IN METAL</b> 320x100 mm support / 313x93 mm cut out (Cut out include) White or black colour.	0,25 kg	<b>AC061</b>	89
	<b>TOP ACCESS DOUBLE OPENING IN METAL</b> 320x135 mm support / 313x128 mm cut out (Cut out include) White or black colour.	0,39 kg	<b>AC062</b>	176
	<b>WOODEN TOP ACCESS WITH REMOVABLE COVER</b> 310x100 mm support / 320x130 mm cut out (Cut out include)  ATTENTION AVAILABLE ONLY FOR WOODEN TABLETOPS.	0,35 kg	<b>AC098</b>	176

Electrification	Specification		REF.	€uros
	<b>SURFACE ELECTRICAL UNIT</b> 144x78,6 mm support / 135x67 mm cut out (Cut out include) White or black. Includes 2 schukos.	0,35 kg	<b>AC070</b>	255
	<b>SURFACE ELECTRICAL UNIT</b> 267,9x78,6 mmsupport / 258,8x67 mm cut out (Cut out include) White or black. Includes 1 schuko + 1 USB charger A & C + 2 RJ45 + HDMI.	0,53 kg	<b>AC071</b>	626
	<b>SURFACE MOUNTED ELECTRICAL 4 MODULES</b> 319x154 mm support / 294x147xh65,5 mm cut out (Cut out include) White or black. 45° opening, metal box with folding top and 4 useful modules. Kit: 2 schukos points + 1 HDMI + RJ45 + cable connection strap 3 meters.	1,26 kg	<b>AC056</b>	695
	<b>WIRE MESH TRAY (*)</b> 400x150xh60 mm	0,4 kg	<b>AC073</b>	63
	<b>WIRE MESH TRAY (*)</b> 700x150xh60 mm	0,6 kg	<b>AC076</b>	72
	<b>WIRE MESH TRAY (*)</b> 400x200xh110 mm	0,5 kg	<b>AC093</b>	70
	<b>WIRE MESH TRAY (*)</b> 700x200xh110 mm	0,7 kg	<b>AC094</b>	80
	<b>METALLIC CABLE TRAY FOR ELECTRIFICATION (*)</b> 420x155xh130 mm	1 kg	<b>AC054</b>	121
	<b>DOUBLE METALLIC CABLE TRAY FOR ELECTRIFICATION (*)</b> 600x460xh154 mm	2,2 kg	<b>AC078</b>	97
	<b>FOLDABLE METAL TRAY FOR STORAGE OF ELECTRIFICATION (*)</b> 600x316xh126 mm		<b>AC099</b>	172
	<b>FOLDABLE METAL TRAY FOR STORAGE OF ELECTRIFICATION (*)</b> 900x316xh126 mm		<b>AC100</b>	196
	<b>INTERNAL METAL TRAY FOR HOUSING ELECTRIFICATION (*)</b> 245x187xh180 mm	0,81 kg	<b>AC111</b>	113

ATTENTION TRAY NOT AVAILABLE FOR TABLES WITH ROUND COLUMNS.

(\*) ALL CABLE TRAY WILL BE PAINTED THE SAME COLOUR AS THE TABLE STRUCTURE, UNLESS THE CLIENT INDICATES ANOTHER COLOUR FROM THE AKABA PAINT SAMPLE CARD.

NEW

# HIKA

by Pensi Design Studio



With a versatile configuration, the modular shelving program Hika allows for the creation of both individual and collaborative micro-universes in workspaces. Our selection of accessories, makes it possible to integrate different elements in its structure, adding personality and a strong identity to the space. Hika encourages the fusion of different universes for a harmonious coexistence within the same space.

## General specifications

### Shelves

Shelves in 19 mm laminate, 19 mm wood or 20 mm black Fenix.

### Column / Joints

Ø16 mm powder-coated steel columns with non-slip polymer glides, with felt, levelers or casters. Optional felt glides at the same price. If unspecified, non-slip glides without felt will be installed.

Functional aluminium injection joints prepared for the attachment of accessories. Joints can be painted or polished, with an additional cost.

### Accessories

Aluminium coat rack prepared for attachment to the joint, available painted or polished.

Round mirror with painted steel back, prepared for attachment to the joint.

Storage drawers with doors, available in various sizes. Finishes in laminate, wood, or black Fenix. Drawer attachment by pressure, without machining. Doors equipped with soft-close hinges

### Symbols and abbreviations



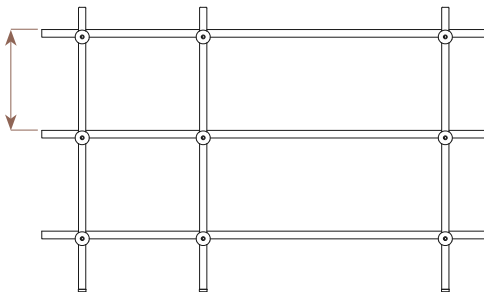
Mandatory wall anchoring

DT

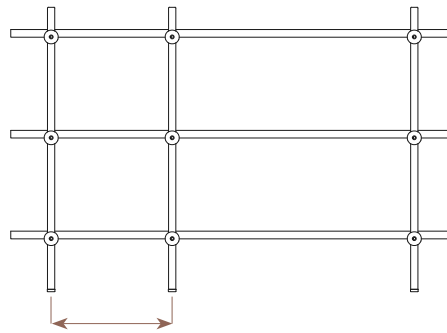
Total distance

### Configuration rules

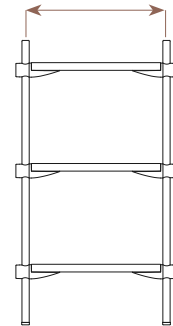
· DISTANCE BETWEEN SHELVES: 250 / 350 / 450



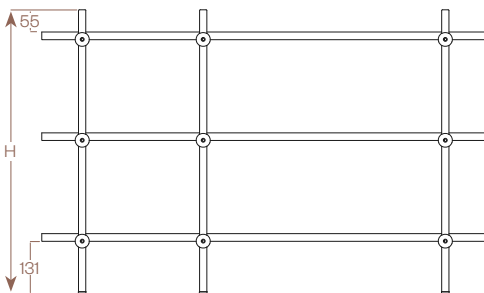
· DISTANCE BETWEEN COLUMNS: 300 / 600 / 900



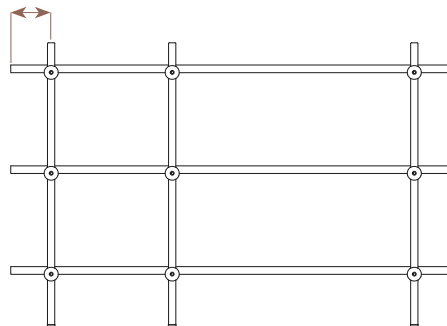
· DEPTH: 240 / 320 / 400



· HEIGHTS (H): 805 / 1555 / 1955 / 2305



· OVERHANG: 100 / 300



Total height h805 mm (Height to the top of the last shelf h750 mm).  
 Total height h1555 mm (Height to the top of the last shelf h1500 mm).  
 Total height h1955 mm (Height to the top of the last shelf h1900 mm).  
 Total height h2305 mm (Height to the top of the last shelf h2250 mm).

ATTENTION THE HEIGHT IN THE TITLES OF THE PRICE LIST CORRESPONDS TO THE TOTAL HEIGHT.  
 FOR OTHER HEIGHTS, CONSULT THE FACTORY.

## Variants



H805



H1555




H1955




H2305

## Finishes

### Metallic finishes



P-257 White Textured  
(\*RAL 9016)



P-1002 Ivory



P-249 Grey Beige  
(\*RAL 1019)



P-3010 Latte



P-893 Mocha  
(\*RAL 7006)



P-8015 Bordeaux  
(\*RAL 8015)



P-251 Rose  
(\*RAL 3017)



P-3012 Beige Red  
(\*RAL 3012)



P-250 Mustard  
(\*RAL 1015)



P-1017 Apricot-Ochre  
(\*RAL 1017)



P-254 Traffic Grey  
(\*RAL 7042)



P-3040 Mint



P-7003 Moss Grey  
(\*RAL 7003)



P-7024 Graphite Grey  
(\*RAL 7024)



P-5001 Navy Blue  
(\*RAL 5001)




P-208 Black Textured  
(\*RAL 9017)




P-246 Black  
(\*RAL 9017)


### Oxide finishes



P-261 Copper



P-262 Oxide Brown  
Textured




P-260 Anodic Bronze

### Polish / Chrome




P-225 Polished -  
P-200 Chromed


### Laminates




M-817 White Polar



M-825 Sahara



M-821 Rose



M-824 Red Clay



M-822 Olive Green



M-823 Grey Clay



M-814 Oak Aurora



M-826 Oak Mesura



M-819 Walnut Slow



M-827 Siroko Walnut



M-820 Oak Sinatra




M-816 Oak Azabache



M-818 Graphite


### Woods




M-690 White Oak



M-687 Natural Oak



M-688 Natural  
Walnut



M-686 Black Oak

### Fenix




M-901 Black

## Edges according to tabletop material

### Straight edges

Laminate, wood and black Fenix

 19 mm / 20 mm



## Online Configurator




You can set up your Hika shelving unit at [www.akaba.net](http://www.akaba.net)



Shelving system 2400x397x1255 mm - Prices and deadlines consult with the...  
AKABA | Hika


Selected component  
Shelving system 2400x397x1255 mm - Prices and deadlines consult with the factory



CONFIGURATION	DESCRIPTION	DOWNLOAD
<b>SHELVES</b>		
Material	Melamine	▼
Finish	M-819 / Walnut Slow	 ▼
<b>COLUMNS</b>		
Finish	P-246 / Black	 ▼
Nodes finish	P-246 / Black	 ▼

## Special configurations

Versions available in the online configurator.



# HIKA-h805

by Pensi Design Studio



Shelving units composed of 600 mm distance between columns and a distance of 350 mm from the first to the second shelf, 250 mm from the second to the third shelf.

Ø 16 mm steel columns, painted. Aluminium joints prepared for accessory attachment, painted or polished.

Foot options: non slip, with felt, levelers or casters. If not specified, non-slip feet without felt will be installed.

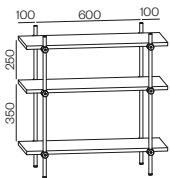
## Drawing

## Specification



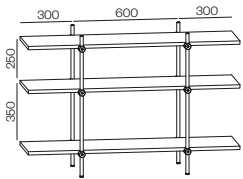
REF. Euros REF. Euros REF. Euros Euros Euros Euros

### 2 Columns - Overhang 100



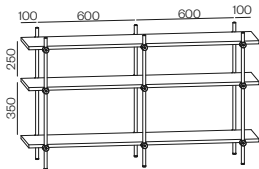
DT	Weight	Laminate 19 mm	Wood 19 mm	Black Fenix 20 mm	Polished joints	Leveling glides	Casters
DT 800x317xh805 mm Shelf depth 240 mm	10 kg	HK01/M 685	HK01/W 865	HK01/E 905	86	74	111
DT 800x397xh805 mm Shelf depth 320 mm	12 kg	HK02/M 700	HK02/W 939	HK02/E 991	86	74	111
DT 800x477xh805 mm Shelf depth 400 mm	14 kg	HK03/M 716	HK03/W 1.015	HK03/E 1.074	86	74	111

### 2 Columns - Overhang 300



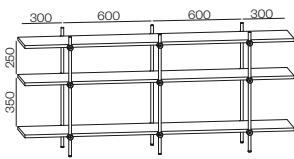
DT	Weight	Laminate 19 mm	Wood 19 mm	Black Fenix 20 mm	Polished joints	Leveling glides	Casters
DT 1200x317xh805 mm Shelf depth 240 mm	13 kg	HK04/M 712	HK04/W 988	HK04/E 1.040	86	74	111
DT 1200x397xh805 mm Shelf depth 320 mm	17 kg	HK05/M 728	HK05/W 1.098	HK05/E 1.165	86	74	111
DT 1200x477xh805 mm Shelf depth 400 mm	20 kg	HK06/M 749	HK06/W 1.208	HK06/E 1.291	86	74	111

### 3 Columns - Overhang 100



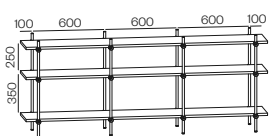
DT	Weight	Laminate 19 mm	Wood 19 mm	Black Fenix 20 mm	Polished joints	Leveling glides	Casters
DT 1400x317xh805 mm Shelf depth 240 mm	16 kg	HK07/M 964	HK07/W 1.292	HK07/E 1.347	129	111	166
DT 1400x397xh805 mm Shelf depth 320 mm	21 kg	HK08/M 986	HK08/W 1.420	HK08/E 1.494	129	111	166
DT 1400x477xh805 mm Shelf depth 400 mm	25 kg	HK09/M 1.007	HK09/W 1.549	HK09/E 1.641	129	111	166

### 3 Columns - Overhang 300



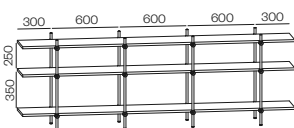
DT	Weight	Laminate 19 mm	Wood 19 mm	Black Fenix 20 mm	Polished joints	Leveling glides	Casters
DT 1800x317xh805 mm Shelf depth 240 mm	20 kg	HK10/M 986	HK10/W 1.411	HK10/E 1.485	129	111	166
DT 1800x397xh805 mm Shelf depth 320 mm	25 kg	HK11/M 1.016	HK11/W 1.576	HK11/E 1.668	129	111	166
DT 1800x477xh805 mm Shelf depth 400 mm	30 kg	HK12/M 1.044	HK12/W 1.742	HK12/E 1.858	129	111	166

### 4 Columns - Overhang 100



DT	Weight	Laminate 19 mm	Wood 19 mm	Black Fenix 20 mm	Polished joints	Leveling glides	Casters
DT 2000x317xh805 mm Shelf depth 240 mm	23 kg	HK13/M 1.241	HK13/W 1.712	HK13/E 1.792	172	147	221
DT 2000x397xh805 mm Shelf depth 320 mm	29 kg	HK14/M 1.274	HK14/W 1.896	HK14/E 2.000	172	147	221
DT 2000x477xh805 mm Shelf depth 400 mm	35 kg	HK15/M 1.305	HK15/W 2.079	HK15/E 2.211	172	147	221

### 4 Columns - Overhang 300



DT	Weight	Laminate 19 mm	Wood 19 mm	Black Fenix 20 mm	Polished joints	Leveling glides	Casters
DT 2400x317xh805 mm Shelf depth 240 mm	27 kg	HK16/M 1.262	HK16/W 1.834	HK16/E 1.929	172	147	221
DT 2400x397xh805 mm Shelf depth 320 mm	34 kg	HK17/M 1.302	HK17/W 2.052	HK17/E 2.177	172	147	221
DT 2400x477xh805 mm Shelf depth 400 mm	41 kg	HK18/M 1.342	HK18/W 2.272	HK18/E 2.428	172	147	221

# HIKA-h805

by Pensi Design Studio



Shelving units composed of 900 mm distance between columns and a distance of 350 mm from the first to the second shelf, 250 mm from the second to the third shelf.

Ø 16 mm steel columns, painted. Aluminium joints prepared for accessory attachment, painted or polished.

Foot options: non slip, with felt, levelers or casters. If not specified, non-slip feet without felt will be installed.

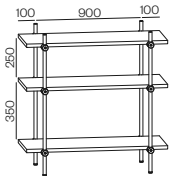
## Drawing

## Specification



REF. Euros REF. Euros REF. Euros Euros Euros Euros

### 2 Columns - Overhang 100



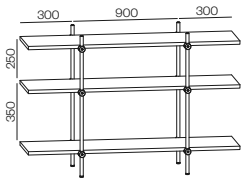
DT 1100x317xh805 mm  
Shelf depth 240 mm 12 kg

DT 1100x397xh805 mm  
Shelf depth 320 mm 16 kg

DT 1100x477xh805 mm  
Shelf depth 400 mm 19 kg

Laminate 19 mm	Wood 19 mm	Black Fenix 20 mm	SUPPLEMENTS		
			Polished joints	Leveling glides	Casters
HK19/M 706	HK19/W 960	HK19/E 1.009	86	74	111
HK20/M 725	HK20/W 1.061	HK20/E 1.122	86	74	111
HK21/M 743	HK21/W 1.162	HK21/E 1.239	86	74	111

### 2 Columns - Overhang 300



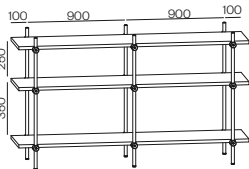
DT 1500x317xh805 mm  
Shelf depth 240 mm 16 kg

DT 1500x397xh805 mm  
Shelf depth 320 mm 20 kg

DT 1500x477xh805 mm  
Shelf depth 400 mm 25 kg

Laminate 19 mm	Wood 19 mm	Black Fenix 20 mm	SUPPLEMENTS		
			Polished joints	Leveling glides	Casters
HK22/M 734	HK22/W 1.083	HK22/E 1.144	86	74	111
HK23/M 755	HK23/W 1.217	HK23/E 1.300	86	74	111
HK24/M 780	HK24/W 1.355	HK24/E 1.459	86	74	111

### 3 Columns - Overhang 100



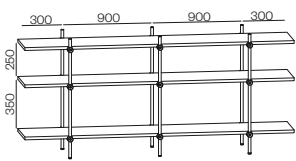
DT 2000x317xh805 mm  
Shelf depth 240 mm 22 kg

DT 2000x397xh805 mm  
Shelf depth 320 mm 27 kg

DT 2000x477xh805 mm  
Shelf depth 400 mm 33 kg

Laminate 19 mm	Wood 19 mm	Black Fenix 20 mm	SUPPLEMENTS		
			Polished joints	Leveling glides	Casters
HK25/M 1.004	HK25/W 1.475	HK25/E 1.555	129	111	166
HK26/M 1.038	HK26/W 1.659	HK26/E 1.763	129	111	166
HK27/M 1.068	HK27/W 1.843	HK27/E 1.974	129	111	166

### 3 Columns - Overhang 300



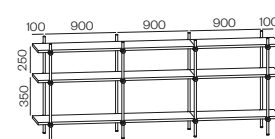
DT 2400x317xh805 mm  
Shelf depth 240 mm 25 kg

DT 2400x397xh805 mm  
Shelf depth 320 mm 32 kg

DT 2400x477xh805 mm  
Shelf depth 400 mm 39 kg

Laminate 19 mm	Wood 19 mm	Black Fenix 20 mm	SUPPLEMENTS		
			Polished joints	Leveling glides	Casters
HK28/M 1.026	HK28/W 1.598	HK28/E 1.693	129	111	166
HK29/M 1.065	HK29/W 1.815	HK29/E 1.941	129	111	166
HK30/M 1.105	HK30/W 2.035	HK30/E 2.191	129	111	166

### 4 Columns - Overhang 100



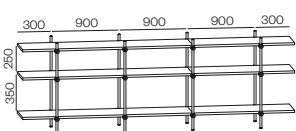
DT 2900x317xh805 mm  
Shelf depth 240 mm 32 kg

DT 2900x397xh805 mm  
Shelf depth 320 mm 41 kg

DT 2900x477xh805 mm  
Shelf depth 400 mm 49 kg

Laminate 19 mm	Wood 19 mm	Black Fenix 20 mm	SUPPLEMENTS		
			Polished joints	Leveling glides	Casters
HK31/M 1.623	HK31/W 2.284	HK31/E 2.413	172	147	221
HK32/M 1.675	HK32/W 2.547	HK32/E 2.716	172	147	221
HK33/M 1.718	HK33/W 2.811	HK33/E 3.019	172	147	221

### 4 Columns - Overhang 300



DT 3300x317xh805 mm  
Shelf depth 240 mm 35 kg

DT 3300x397xh805 mm  
Shelf depth 320 mm 45 kg

DT 3300x477xh805 mm  
Shelf depth 400 mm 55 kg

Laminate 19 mm	Wood 19 mm	Black Fenix 20 mm	SUPPLEMENTS		
			Polished joints	Leveling glides	Casters
HK34/M 1.648	HK34/W 2.407	HK34/E 2.547	172	147	221
HK35/M 1.703	HK35/W 2.707	HK35/E 2.890	172	147	221
HK36/M 1.755	HK36/W 3.006	HK36/E 3.239	172	147	221

# HIKA-h1555

by Pensi Design Studio



Shelving units composed of 600 mm distance between columns and a distance of 450 mm between all shelves.

Ø 16 mm steel columns, painted. Aluminium joints prepared for accessory attachment, painted or polished.

Foot options: non slip, with felt, levelers or casters. If not specified, non-slip feet without felt will be installed.

## Drawing

## Specification



REF. Euros REF. Euros REF. Euros Euros Euros Euros

### 2 Columns - Overhang 100

DT 800x317xh1555 mm  
Shelf depth 240 mm 14 kg **HK37/M** 918 **HK37/W** 1.159 **HK37/E** 1.212

DT 800x397xh1555 mm  
Shelf depth 320 mm 17 kg **HK38/M** 923 **HK38/W** 1.241 **HK38/E** 1.310

DT 800x477xh1555 mm  
Shelf depth 400 mm 20 kg **HK39/M** 943 **HK39/W** 1.343 **HK39/E** 1.420

Laminate 19 mm Wood 19 mm Black Fenix 20 mm

#### SUPPLEMENTS

Polished joints Leveling glides Casters

115 74

115 74 111

115 74 111

### 2 Columns - Overhang 300

DT 1200x317xh1555 mm  
Shelf depth 240 mm 19 kg **HK40/M** 955 **HK40/W** 1.322 **HK40/E** 1.392

DT 1200x397xh1555 mm  
Shelf depth 320 mm 23 kg **HK41/M** 959 **HK41/W** 1.453 **HK41/E** 1.543

DT 1200x477xh1555 mm  
Shelf depth 400 mm 28 kg **HK42/M** 988 **HK42/W** 1.600 **HK42/E** 1.710

Laminate 19 mm Wood 19 mm Black Fenix 20 mm

#### SUPPLEMENTS

Polished joints Leveling glides Casters

115 74

115 74 111

115 74 111

### 3 Columns - Overhang 100

DT 1400x317xh1555 mm  
Shelf depth 240 mm 24 kg **HK43/M** 1.294 **HK43/W** 1.730 **HK43/E** 1.804

DT 1400x397xh1555 mm  
Shelf depth 320 mm 29 kg **HK44/M** 1.298 **HK44/W** 1.877 **HK44/E** 1.975

DT 1400x477xh1555 mm  
Shelf depth 400 mm 34 kg **HK45/M** 1.326 **HK45/W** 2.049 **HK45/E** 2.171

Laminate 19 mm Wood 19 mm Black Fenix 20 mm

#### SUPPLEMENTS

Polished joints Leveling glides Casters

172 111

172 111 166

172 111 166

### 3 Columns - Overhang 300

DT 1800x317xh1555 mm  
Shelf depth 240 mm 28 kg **HK46/M** 1.322 **HK46/W** 1.890 **HK46/E** 1.987

DT 1800x397xh1555 mm  
Shelf depth 320 mm 35 kg **HK47/M** 1.339 **HK47/W** 2.085 **HK47/E** 2.208

DT 1800x477xh1555 mm  
Shelf depth 400 mm 42 kg **HK48/M** 1.375 **HK48/W** 2.306 **HK48/E** 2.461

Laminate 19 mm Wood 19 mm Black Fenix 20 mm

#### SUPPLEMENTS

Polished joints Leveling glides Casters

172 111 166

172 111 166

172 111 166

### 4 Columns - Overhang 100

DT 2000x317xh1555 mm  
Shelf depth 240 mm 33 kg **HK49/M** 1.665 **HK49/W** 2.293 **HK49/E** 2.400

DT 2000x397xh1555 mm  
Shelf depth 320 mm 41 kg **HK50/M** 1.677 **HK50/W** 2.506 **HK50/E** 2.644

DT 2000x477xh1555 mm  
Shelf depth 400 mm 48 kg **HK51/M** 1.718 **HK51/W** 2.750 **HK51/E** 2.926

Laminate 19 mm Wood 19 mm Black Fenix 20 mm

#### SUPPLEMENTS

Polished joints Leveling glides Casters

229 147

229 147 221

229 147 221

### 4 Columns - Overhang 300

DT 2400x317xh1555 mm  
Shelf depth 240 mm 38 kg **HK52/M** 1.694 **HK52/W** 2.457 **HK52/E** 2.583

DT 2400x397xh1555 mm  
Shelf depth 320 mm 47 kg **HK53/M** 1.714 **HK53/W** 2.714 **HK53/E** 2.881

DT 2400x477xh1555 mm  
Shelf depth 400 mm 56 kg **HK54/M** 1.767 **HK54/W** 3.007 **HK54/E** 3.216

Laminate 19 mm Wood 19 mm Black Fenix 20 mm

#### SUPPLEMENTS

Polished joints Leveling glides Casters

229 147 221

229 147 221

229 147 221

# HIKA-h1555

by Pensi Design Studio



Shelving units composed of 900 mm distance between columns and a distance of 450 mm between all shelves.

Ø 16 mm steel columns, painted. Aluminium joints prepared for accessory attachment, painted or polished.

Foot options: non slip, with felt, levelers or casters. If not specified, non-slip feet without felt will be installed.

## Drawing

## Specification



REF.	€uros	REF.	€uros	REF.	€uros	€uros	€uros	€uros
<b>2 Columns - Overhang 100</b>						SUPPLEMENTS		
	Laminate 19 mm	Wood 19 mm	Black Fenix 20 mm	Polished joints	Leveling glides	Casters		
DT 1100x317xh1555 mm Shelf depth 240 mm	18 kg	<b>HK55/M</b> 947	<b>HK55/W</b> 1.286	<b>HK55/E</b> 1.351	115	74		
DT 1100x397xh1555 mm Shelf depth 320 mm	22 kg	<b>HK56/M</b> 955	<b>HK56/W</b> 1.404	<b>HK56/E</b> 1.486	115	74	111	
DT 1100x477xh1555 mm Shelf depth 400 mm	26 kg	<b>HK57/M</b> 980	<b>HK57/W</b> 1.539	<b>HK57/E</b> 1.641	115	74	111	
<b>2 Columns - Overhang 300</b>						SUPPLEMENTS		
	Laminate 19 mm	Wood 19 mm	Black Fenix 20 mm	Polished joints	Leveling glides	Casters		
DT 1500x317xh1555 mm Shelf depth 240 mm	22 kg	<b>HK58/M</b> 984	<b>HK58/W</b> 1.449	<b>HK58/E</b> 1.530	115	74		
DT 1500x397xh1555 mm Shelf depth 320 mm	28 kg	<b>HK59/M</b> 996	<b>HK59/W</b> 1.612	<b>HK59/E</b> 1.722	115	74	111	
DT 1500x477xh1555 mm Shelf depth 400 mm	34 kg	<b>HK60/M</b> 1.029	<b>HK60/W</b> 1.796	<b>HK60/E</b> 1.934	115	74	111	
<b>3 Columns - Overhang 100</b>						SUPPLEMENTS		
	Laminate 19 mm	Wood 19 mm	Black Fenix 20 mm	Polished joints	Leveling glides	Casters		
DT 2000x317xh1555 mm Shelf depth 240 mm	31 kg	<b>HK61/M</b> 1.347	<b>HK61/W</b> 1.975	<b>HK61/E</b> 2.081	172	111		
DT 2000x397xh1555 mm Shelf depth 320 mm	38 kg	<b>HK62/M</b> 1.367	<b>HK62/W</b> 2.196	<b>HK62/E</b> 2.334	172	111	166	
DT 2000x477xh1555 mm Shelf depth 400 mm	46 kg	<b>HK63/M</b> 1.408	<b>HK63/W</b> 2.440	<b>HK63/E</b> 2.616	172	111	166	
<b>3 Columns - Overhang 300</b>						SUPPLEMENTS		
	Laminate 19 mm	Wood 19 mm	Black Fenix 20 mm	Polished joints	Leveling glides	Casters		
DT 2400x317xh1555 mm Shelf depth 240 mm	35 kg	<b>HK64/M</b> 1.375	<b>HK64/W</b> 2.138	<b>HK64/E</b> 2.265	172	111		
DT 2400x397xh1555 mm Shelf depth 320 mm	44 kg	<b>HK65/M</b> 1.404	<b>HK65/W</b> 2.404	<b>HK65/E</b> 2.571	172	111	166	
DT 2400x477xh1555 mm Shelf depth 400 mm	54 kg	<b>HK66/M</b> 1.457	<b>HK66/W</b> 2.697	<b>HK66/E</b> 2.905	172	111	166	
<b>4 Columns - Overhang 100</b>						SUPPLEMENTS		
	Laminate 19 mm	Wood 19 mm	Black Fenix 20 mm	Polished joints	Leveling glides	Casters		
DT 2900x317xh1555 mm Shelf depth 240 mm	44 kg	<b>HK67/M</b> 2.175	<b>HK67/W</b> 3.056	<b>HK67/E</b> 3.228	229	147		
DT 2900x397xh1555 mm Shelf depth 320 mm	56 kg	<b>HK68/M</b> 2.212	<b>HK68/W</b> 3.375	<b>HK68/E</b> 3.599	229	147	221	
DT 2900x477xh1555 mm Shelf depth 400 mm	68 kg	<b>HK69/M</b> 2.269	<b>HK69/W</b> 3.726	<b>HK69/E</b> 4.003	229	147	221	
<b>4 Columns - Overhang 300</b>						SUPPLEMENTS		
	Laminate 19 mm	Wood 19 mm	Black Fenix 20 mm	Polished joints	Leveling glides	Casters		
DT 3300x317xh1555 mm Shelf depth 240 mm	49 kg	<b>HK70/M</b> 2.208	<b>HK70/W</b> 3.220	<b>HK70/E</b> 3.407	229	147		
DT 3300x397xh1555 mm Shelf depth 320 mm	62 kg	<b>HK71/M</b> 2.249	<b>HK71/W</b> 3.587	<b>HK71/E</b> 3.832	229	147	221	
DT 3300x477xh1555 mm Shelf depth 400 mm	76 kg	<b>HK72/M</b> 2.318	<b>HK72/W</b> 3.987	<b>HK72/E</b> 4.297	229	147	221	

# HIKA-h1955

by Pensi Design Studio



Shelving units composed of 600 mm distance between columns and a distance of 350 mm between all shelves.

Ø 16 mm steel columns, painted. Aluminium joints prepared for accessory attachment, painted or polished.

Foot options: non slip, with felt, levelers or casters. If not specified, non-slip feet without felt will be installed.

## Drawing

## Specification



REF. Euros REF. Euros REF. Euros Euros Euros Euros

### 2 Columns - Overhang 100

DT 800x317xh1955 mm  
Shelf depth 240 mm 20 kg

DT 800x397xh1955 mm  
Shelf depth 320 mm 25 kg

DT 800x477xh1955 mm  
Shelf depth 400 mm 30 kg

REF.	Euros	REF.	Euros	REF.	Euros	SUPPLEMENTS		
						Polished joints	Leveling glides	Casters
HK73/M	1.267	HK73/W	1.628	HK73/E	1.708	172	74	
HK74/M	1.282	HK74/W	1.759	HK74/E	1.863	172	74	111
HK75/M	1.312	HK75/W	1.912	HK75/E	2.028	172	74	111

### 2 Columns - Overhang 300

DT 1200x317xh1955 mm  
Shelf depth 240 mm 27 kg

DT 1200x397xh1955 mm  
Shelf depth 320 mm 34 kg

DT 1200x477xh1955 mm  
Shelf depth 400 mm 41 kg

REF.	Euros	REF.	Euros	REF.	Euros	SUPPLEMENTS		
						Polished joints	Leveling glides	Casters
HK76/M	1.322	HK76/W	1.873	HK76/E	1.977	172	74	
HK77/M	1.337	HK77/W	2.077	HK77/E	2.212	172	74	111
HK78/M	1.380	HK78/W	2.298	HK78/E	2.463	172	74	111

### 3 Columns - Overhang 100

DT 1400x317xh1955 mm  
Shelf depth 240 mm 34 kg

DT 1400x397xh1955 mm  
Shelf depth 320 mm 42 kg

DT 1400x477xh1955 mm  
Shelf depth 400 mm 50 kg

REF.	Euros	REF.	Euros	REF.	Euros	SUPPLEMENTS		
						Polished joints	Leveling glides	Casters
HK79/M	1.775	HK79/W	2.430	HK79/E	2.540	258	111	
HK80/M	1.794	HK80/W	2.663	HK80/E	2.810	258	111	166
HK81/M	1.836	HK81/W	2.920	HK81/E	3.103	258	111	166

### 3 Columns - Overhang 300

DT 1800x317xh1955 mm  
Shelf depth 240 mm 41 kg

DT 1800x397xh1955 mm  
Shelf depth 320 mm 52 kg

DT 1800x477xh1955 mm  
Shelf depth 400 mm 62 kg

REF.	Euros	REF.	Euros	REF.	Euros	SUPPLEMENTS		
						Polished joints	Leveling glides	Casters
HK82/M	1.818	HK82/W	2.669	HK82/E	2.816	258	111	
HK83/M	1.855	HK83/W	2.975	HK83/E	3.158	258	111	166
HK84/M	1.910	HK84/W	3.305	HK84/E	3.538	258	111	166

### 4 Columns - Overhang 100

DT 2000x317xh1955 mm  
Shelf depth 240 mm 48 kg

DT 2000x397xh1955 mm  
Shelf depth 320 mm 60 kg

DT 2000x477xh1955 mm  
Shelf depth 400 mm 71 kg

REF.	Euros	REF.	Euros	REF.	Euros	SUPPLEMENTS		
						Polished joints	Leveling glides	Casters
HK85/M	2.277	HK85/W	3.220	HK85/E	3.379	343	147	
HK86/M	2.312	HK86/W	3.554	HK86/E	3.762	343	147	221
HK87/M	2.373	HK87/W	3.921	HK87/E	4.185	343	147	221

### 4 Columns - Overhang 300

DT 2400x317xh1955 mm  
Shelf depth 240 mm 55 kg

DT 2400x397xh1955 mm  
Shelf depth 320 mm 69 kg

DT 2400x477xh1955 mm  
Shelf depth 400 mm 83 kg

REF.	Euros	REF.	Euros	REF.	Euros	SUPPLEMENTS		
						Polished joints	Leveling glides	Casters
HK88/M	2.320	HK88/W	3.464	HK88/E	3.654	343	147	
HK89/M	2.367	HK89/W	3.866	HK89/E	4.117	343	147	221
HK90/M	2.446	HK90/W	4.307	HK90/E	4.619	343	147	221

# HIKA-h1955

by Pensi Design Studio



Shelving units composed of 900 mm distance between columns and a distance of 350 mm between all shelves.

Ø 16 mm steel columns, painted. Aluminium joints prepared for accessory attachment, painted or polished.

Foot options: non slip, with felt, levelers or casters. If not specified, non-slip feet without felt will be installed.

## Drawing

## Specification



REF. Euros REF. Euros REF. Euros Euros Euros Euros

### 2 Columns - Overhang 100

DT 1100x317xh1955 mm  
Shelf depth 240 mm

26 kg



Laminate 19 mm Wood 19 mm Black Fenix 20 mm

HK91/M 1.310 HK91/W 1.818 HK91/E 1.916

SUPPLEMENTS  
Polished joints Leveling glides Casters

172 74

DT 1100x397xh1955 mm  
Shelf depth 320 mm

32 kg

HK92/M 1.331 HK92/W 2.004 HK92/E 2.126

172 74 111

DT 1100x477xh1955 mm  
Shelf depth 400 mm

38 kg

HK93/M 1.367 HK93/W 2.206 HK93/E 2.359

172 74 111

### 2 Columns - Overhang 300

DT 1500x317xh1955 mm  
Shelf depth 240 mm

33 kg



HK94/M 1.365 HK94/W 2.063 HK94/E 2.185

172 74

DT 1500x397xh1955 mm  
Shelf depth 320 mm

41 kg

HK95/M 1.392 HK95/W 2.316 HK95/E 2.481

172 74 111

DT 1500x477xh1955 mm  
Shelf depth 400 mm

50 kg

HK96/M 1.441 HK96/W 2.591 HK96/E 2.799

172 74 111

### 3 Columns - Overhang 100

DT 2000x317xh1955 mm  
Shelf depth 240 mm

45 kg



Laminate 19 mm Wood 19 mm Black Fenix 20 mm

HK97/M 1.855 HK97/W 2.797 HK97/E 2.956

SUPPLEMENTS  
Polished joints Leveling glides Casters

258 111

DT 2000x397xh1955 mm  
Shelf depth 320 mm

56 kg

HK98/M 1.898 HK98/W 3.140 HK98/E 3.348

258 111 166

DT 2000x477xh1955 mm  
Shelf depth 400 mm

68 kg

HK99/M 1.959 HK99/W 3.507 HK99/E 3.770

258 111 166

### 3 Columns - Overhang 300

DT 2400x317xh1955 mm  
Shelf depth 240 mm

52 kg



HK100/M 1.898 HK100/W 3.042 HK100/E 3.232

258 111

DT 2400x397xh1955 mm  
Shelf depth 320 mm

66 kg

HK101/M 1.953 HK101/W 3.452 HK101/E 3.703

258 111 166

DT 2400x477xh1955 mm  
Shelf depth 400 mm

80 kg

HK102/M 2.032 HK102/W 3.893 HK102/E 4.205

258 111 166

### 4 Columns - Overhang 100

DT 2900x317xh1955 mm  
Shelf depth 240 mm

65 kg



Laminate 19 mm Wood 19 mm Black Fenix 20 mm

HK103/M 3.042 HK103/W 4.364 HK103/E 4.621

SUPPLEMENTS  
Polished joints Leveling glides Casters

343 147

DT 2900x397xh1955 mm  
Shelf depth 320 mm

83 kg

HK104/M 3.114 HK104/W 4.858 HK104/E 5.194

343 147 221

DT 2900x477xh1955 mm  
Shelf depth 400 mm

100 kg

HK105/M 3.199 HK105/W 5.384 HK105/E 5.800

343 147 221

### 4 Columns - Overhang 300

DT 3300x317xh1955 mm  
Shelf depth 240 mm

72 kg



HK106/M 3.091 HK106/W 4.609 HK106/E 4.890

343 147

DT 3300x397xh1955 mm  
Shelf depth 320 mm

92 kg

HK107/M 3.169 HK107/W 5.176 HK107/E 5.543

343 147 221

DT 3300x477xh1955 mm  
Shelf depth 400 mm

112 kg

HK108/M 3.273 HK108/W 5.776 HK108/E 6.241

343 147 221

# HIKA-h2305

by Pensi Design Studio



Shelving units composed of 600 mm distance between columns and a distance of 350 mm between all shelves.

Ø 16 mm steel columns, painted. Aluminium joints prepared for accessory attachment, painted or polished.

Foot options: non slip, with felt, levelers or casters. If not specified, non-slip feet without felt will be installed.

## Drawing

## Specification



REF. Euros REF. Euros REF. Euros Euros Euros Euros

### 2 Columns - Overhang 100

DT 800x317xh2305 mm  
Shelf depth 240 mm



Laminate 19 mm Wood 19 mm Black Fenix 20 mm

HK109/M 1.456 HK109/W 1.877 HK109/E 1.970

SUPPLEMENTS  
Polished joints Leveling glides Casters

200 74

DT 800x397xh2305 mm  
Shelf depth 320 mm



HK110/M 1.492 HK110/W 2.049 HK110/E 2.170

200 74

DT 800x477xh2305 mm  
Shelf depth 400 mm



HK111/M 1.527 HK111/W 2.227 HK111/E 2.363

200 74

### 2 Columns - Overhang 300

DT 1200x317xh2305 mm  
Shelf depth 240 mm



HK112/M 1.520 HK112/W 2.163 HK112/E 2.284

200 74

DT 1200x397xh2305 mm  
Shelf depth 320 mm



HK113/M 1.556 HK113/W 2.420 HK113/E 2.577

200 74

DT 1200x477xh2305 mm  
Shelf depth 400 mm



HK114/M 1.606 HK114/W 2.677 HK114/E 2.870

200 74

### 3 Columns - Overhang 100

DT 1400x317xh2305 mm  
Shelf depth 240 mm



Laminate 19 mm Wood 19 mm Black Fenix 20 mm

HK115/M 2.037 HK115/W 2.801 HK115/E 2.930

SUPPLEMENTS  
Polished joints Leveling glides Casters

300 111

DT 1400x397xh2305 mm  
Shelf depth 320 mm



HK116/M 2.087 HK116/W 3.101 HK116/E 3.273

300 111

DT 1400x477xh2305 mm  
Shelf depth 400 mm



HK117/M 2.137 HK117/W 3.401 HK117/E 3.615

300 111

### 3 Columns - Overhang 300

DT 1800x317xh2305 mm  
Shelf depth 240 mm



HK118/M 2.087 HK118/W 3.080 HK118/E 3.251

300 111

DT 1800x397xh2305 mm  
Shelf depth 320 mm



HK119/M 2.159 HK119/W 3.465 HK119/E 3.680

300 111

DT 1800x477xh2305 mm  
Shelf depth 400 mm



HK120/M 2.223 HK120/W 3.851 HK120/E 4.122

300 111

### 4 Columns - Overhang 100

DT 2000x317xh2305 mm  
Shelf depth 240 mm



Laminate 19 mm Wood 19 mm Black Fenix 20 mm

HK121/M 2.612 HK121/W 3.711 HK121/E 3.897

SUPPLEMENTS  
Polished joints Leveling glides Casters

400 147

DT 2000x397xh2305 mm  
Shelf depth 320 mm



HK122/M 2.690 HK122/W 4.140 HK122/E 4.382

400 147

DT 2000x477xh2305 mm  
Shelf depth 400 mm



HK123/M 2.762 HK123/W 4.568 HK123/E 4.875

400 147

### 4 Columns - Overhang 300

DT 2400x317xh2305 mm  
Shelf depth 240 mm



HK124/M 2.662 HK124/W 3.997 HK124/E 4.218

400 147

DT 2400x397xh2305 mm  
Shelf depth 320 mm



HK125/M 2.754 HK125/W 4.504 HK125/E 4.797

400 147

DT 2400x477xh2305 mm  
Shelf depth 400 mm



HK126/M 2.847 HK126/W 5.018 HK126/E 5.382

400 147

# HIKA-h2305

by Pensi Design Studio



Shelving units composed of 900 mm distance between columns and a distance of 350 mm between all shelves.

Ø 16 mm steel columns, painted. Aluminium joints prepared for accessory attachment, painted or polished.

Foot options: non slip, with felt, levelers or casters. If not specified, non-slip feet without felt will be installed.

## Drawing

## Specification



REF. Euros REF. Euros REF. Euros Euros Euros Euros

Drawing	Specification	Weight (kg)	Material			SUPPLEMENTS		
			Laminate 19 mm	Wood 19 mm	Black Fenix 20 mm	Polished joints	Leveling glides	Casters
	<b>2 Columns - Overhang 100</b>							
	DT 1100x317xh2305 mm Shelf depth 240 mm	30 kg	HK127/M 1.506	HK127/W 2.099	HK127/E 2.213	200	74	
	DT 1100x397xh2305 mm Shelf depth 320 mm	37 kg	HK128/M 1.549	HK128/W 2.334	HK128/E 2.477	200	74	
	DT 1100x477xh2305 mm Shelf depth 400 mm	45 kg	HK129/M 1.592	HK129/W 2.570	HK129/E 2.748	200	74	
	<b>2 Columns - Overhang 300</b>							
	DT 1500x317xh2305 mm Shelf depth 240 mm	38 kg	HK130/M 1.570	HK130/W 2.384	HK130/E 2.527	200	74	
	DT 1500x397xh2305 mm Shelf depth 320 mm	48 kg	HK131/M 1.620	HK131/W 2.698	HK131/E 2.891	200	74	
	DT 1500x477xh2305 mm Shelf depth 400 mm	59 kg	HK132/M 1.677	HK132/W 3.020	HK132/E 3.262	200	74	
	<b>3 Columns - Overhang 100</b>							
	DT 2000x317xh2305 mm Shelf depth 240 mm	52 kg	HK133/M 2.130	HK133/W 3.230	HK133/E 3.415	300	111	
	DT 2000x397xh2305 mm Shelf depth 320 mm	66 kg	HK134/M 2.209	HK134/W 3.658	HK134/E 3.901	300	111	
	DT 2000x477xh2305 mm Shelf depth 400 mm	79 kg	HK135/M 2.280	HK135/W 4.087	HK135/E 4.394	300	111	
	<b>3 Columns - Overhang 300</b>							
	DT 2400x317xh2305 mm Shelf depth 240 mm	60 kg	HK136/M 2.180	HK136/W 3.515	HK136/E 3.737	300	111	
	DT 2400x397xh2305 mm Shelf depth 320 mm	77 kg	HK137/M 2.273	HK137/W 4.022	HK137/E 4.315	300	111	
	DT 2400x477xh2305 mm Shelf depth 400 mm	93 kg	HK138/M 2.366	HK138/W 4.536	HK138/E 4.901	300	111	
	<b>4 Columns - Overhang 100</b>							
	DT 2900x317xh2305 mm Shelf depth 240 mm	76 kg	HK139/M 3.504	HK139/W 5.046	HK139/E 5.346	400	147	
	DT 2900x397xh2305 mm Shelf depth 320 mm	97 kg	HK140/M 3.626	HK140/W 5.660	HK140/E 6.053	400	147	
	DT 2900x477xh2305 mm Shelf depth 400 mm	117 kg	HK141/M 3.726	HK141/W 6.275	HK141/E 6.760	400	147	
	<b>4 Columns - Overhang 300</b>							
	DT 3300x317xh2305 mm Shelf depth 240 mm	84 kg	HK142/M 3.561	HK142/W 5.332	HK142/E 5.660	400	147	
	DT 3300x397xh2305 mm Shelf depth 320 mm	108 kg	HK143/M 3.690	HK143/W 6.032	HK143/E 6.460	400	147	
	DT 3300x477xh2305 mm Shelf depth 400 mm	131 kg	HK144/M 3.811	HK144/W 6.731	HK144/E 7.274	400	147	

# HIKA-OTHER CONFIGURATIONS

by Pensi Design Studio



Shelving unit composed of a distance between columns of 900 mm between the first and second, 300 mm between the second and third, and 600 mm between the third and fourth, with a 300 mm overhang on both sides. Distance of 350 mm between all shelves.

Ø 16 mm steel columns, painted. Painted aluminium joints prepared for accessory attachment. Non-slip or with felt glides. If not specified, non-slip glides without felt will be installed.

Accessories:

Painted mirror Ø358 mm and storage drawers with hinged doors in various sizes. The drawers are made of the same material as the shelves.

Drawing	Specification	REF.	€uros	REF.	€uros	REF.	€uros
	<b>Special Hika 1</b> DT 2400x317xh1955 mm Shelf depth 240 mm 55 kg	HE01/M	2.320	HE01/W	3.464	HE01/E	3.654
	DT 2400x397xh1955 mm Shelf depth 320 mm 69 kg	HE02/M	2.367	HE02/W	3.866	HE02/E	4.117
	DT 2400x477xh1955 mm Shelf depth 400 mm 83 kg	HE03/M	2.446	HE03/W	4.307	HE03/E	4.619
	<b>Special Hika 1 + Accessories</b> DT 2400x317xh1955 mm Shelf depth 240 mm 85 kg	HA01/M	3.385	HA01/W	5.343	HA01/E	5.505
	DT 2400x397xh1955 mm Shelf depth 320 mm 104 kg	HA02/M	3.462	HA02/W	5.904	HA02/E	6.120
	DT 2400x477xh1955 mm Shelf depth 400 mm 124 kg	HA03/M	3.575	HA03/W	6.504	HA03/E	6.773



Shelving unit composed of a distance between columns of 900 mm between the first and second, 300 mm between the second and third, and 600 mm between the third and fourth, with a 300 mm overhang on both sides. Distance of 350 mm from the first to the second shelf and 250 mm from the second to the third shelf.

Ø 16 mm steel columns, painted. Polished aluminium joints prepared for accessory attachment. Non-slip or with felt glides. If not specified, non-slip glides without felt will be installed.

Accessories:

Storage drawers with hinged doors in various sizes. The drawers are made of the same material as the shelves.

Drawing	Specification	REF.	€uros	REF.	€uros	REF.	€uros
	<b>Special Hika 2</b> DT 2700x317xh805 mm Shelf depth 240 mm 29 kg	HE04/M	1.455	HE04/W	2.101	HE04/E	2.202
	DT 2700x397xh805 mm Shelf depth 320 mm 37 kg	HE05/M	1.498	HE05/W	2.345	HE05/E	2.486
	DT 2700x477xh805 mm Shelf depth 400 mm 45 kg	HE06/M	1.541	HE06/W	2.590	HE06/E	2.768
	<b>Special Hika 2 + Accessories</b> DT 2700x317xh805 mm Shelf depth 240 mm 61 kg	HA04/M	2.385	HA04/W	3.995	HA04/E	4.061
	DT 2700x397xh805 mm Shelf depth 320 mm 76 kg	HA05/M	2.464	HA05/W	4.426	HA05/E	4.523
	DT 2700x477xh805 mm Shelf depth 400 mm 89 kg	HA06/M	2.542	HA06/W	4.856	HA06/E	4.980

# HIKA-OTHER CONFIGURATIONS

by Pensi Design Studio




Shelving unit composed of a distance between columns of 900 mm between the first and second, with a 300 mm overhang on both sides. Distance of 450 mm between all shelves.

Ø16 mm painted steel columns, painted aluminium joints and casters.

Accessories:

Storage drawer with hinged doors. The drawers are made of the same material as the shelves.

Drawing	Specification	REF.	€uros	REF.	€uros	REF.	€uros	
	<b>Special Hika 3</b>			Laminate 19 mm	Wood 19 mm	Black Fenix 20 mm		
	DT 1500x397xh1555 mm Shelf depth 320 mm	28 kg	<b>HE07/M</b>	1.090	<b>HE07/W</b>	1.706	<b>HE07/E</b>	1.816
	DT 1500x477xh1555 mm Shelf depth 400 mm	34 kg	<b>HE08/M</b>	1.122	<b>HE08/W</b>	1.890	<b>HE08/E</b>	2.028
	<b>Special Hika 3 + Accessories</b>							
	DT 1500x397xh1555 mm Shelf depth 320 mm	47 kg	<b>HA07/M</b>	1.485	<b>HA07/W</b>	2.682	<b>HA07/E</b>	2.766
	DT 1500x477xh1555 mm Shelf depth 400 mm	56 kg	<b>HA08/M</b>	1.533	<b>HA08/W</b>	2.950	<b>HA08/E</b>	3.059



Shelving unit composed of a distance between columns of 600 mm between the first and second, 900 mm between the second and third, 900 mm between the third and fourth, and 600 mm between the fourth and fifth, with a 300 mm overhang on both sides. Distance of 350 mm between all shelves.

Ø 16 mm steel columns, painted. Painted aluminium joints prepared for accessory attachment. Non-slip or with felt glides. If not specified, non-slip glides without felt will be installed.

Accessories:

Storage drawers with hinged doors in various sizes. The drawers are made of the same material as the shelves.

Drawing	Specification	REF.	€uros	REF.	€uros	REF.	€uros	
	<b>Special Hika 4</b>			Laminate 19 mm	Wood 19 mm	Black Fenix 20 mm		
	DT 3600x317xh1955 mm Shelf depth 240 mm	81 kg	<b>HE09/M</b>	3.562	<b>HE09/W</b>	5.202	<b>HE09/E</b>	5.521
	DT 3600x397xh1955 mm Shelf depth 320 mm	102 kg	<b>HE10/M</b>	3.632	<b>HE10/W</b>	5.823	<b>HE10/E</b>	6.239
	DT 3600x477xh1955 mm Shelf depth 400 mm	124 kg	<b>HE11/M</b>	3.754	<b>HE11/W</b>	6.484	<b>HE11/E</b>	6.985
	<b>Special Hika 4 + Accessories</b>							
	DT 3600x317xh1955 mm Shelf depth 240 mm	131 kg	<b>HA09/M</b>	5.258	<b>HA09/W</b>	8.376	<b>HA09/E</b>	8.646
DT 3600x397xh1955 mm Shelf depth 320 mm	163 kg	<b>HA10/M</b>	5.383	<b>HA10/W</b>	9.287	<b>HA10/E</b>	9.643	
DT 3600x477xh1955 mm Shelf depth 400 mm	194 kg	<b>HA11/M</b>	5.568	<b>HA11/W</b>	10.240	<b>HA11/E</b>	10.667	

## Accessories

## Specification



**DRAWER 300 mm**  
Shelf depth 240 mm

**DRAWER 300 mm**  
Shelf depth 320 mm

**DRAWER 300 mm**  
Shelf depth 400 mm

**DRAWER 300 mm**  
Shelf depth 240 mm

**DRAWER 300 mm**  
Shelf depth 320 mm

**DRAWER 300 mm**  
Shelf depth 400 mm

**DRAWER 300 mm**  
Shelf depth 240 mm

**DRAWER 300 mm**  
Shelf depth 320 mm

**DRAWER 300 mm**  
Shelf depth 400 mm

		H250	H350	H450
LAMINATE 19 mm	H300/M	210	H303/M 217	H306/M 225
	H301/M	216	H304/M 224	H307/M 232
	H302/M	222	H305/M 231	H308/M 239
WOOD 19 mm	H300/W	305	H303/W 340	H306/W 376
	H301/W	333	H304/W 374	H307/W 415
	H302/W	361	H305/W 407	H308/W 453
BLACK FENIX 20 mm	H300/E	304	H303/E 338	H306/E 373
	H301/E	331	H304/E 371	H307/E 410
	H302/E	357	H305/E 401	H308/E 446



**DRAWER 600 mm**  
Shelf depth 240 mm

**DRAWER 600 mm**  
Shelf depth 320 mm

**DRAWER 600 mm**  
Shelf depth 400 mm

**DRAWER 600 mm**  
Shelf depth 240 mm

**DRAWER 600 mm**  
Shelf depth 320 mm

**DRAWER 600 mm**  
Shelf depth 400 mm

**DRAWER 600 mm**  
Shelf depth 240 mm

**DRAWER 600 mm**  
Shelf depth 320 mm

**DRAWER 600 mm**  
Shelf depth 400 mm

		H250	H350	H450
LAMINATE 19 mm	H600/M	288	H603/M 302	H606/M 318
	H601/M	296	H604/M 312	H607/M 329
	H602/M	304	H605/M 323	H608/M 339
WOOD 19 mm	H600/W	496	H603/W 573	H606/W 649
	H601/W	541	H604/W 622	H607/W 704
	H602/W	585	H605/W 672	H608/W 759
BLACK FENIX 20 mm	H600/E	491	H603/E 564	H606/E 636
	H601/E	532	H604/E 610	H607/E 688
	H602/E	575	H605/E 658	H608/E 742



**DRAWER 900 mm**  
Shelf depth 240 mm

**DRAWER 900 mm**  
Shelf depth 320 mm

**DRAWER 900 mm**  
Shelf depth 400 mm

**DRAWER 900 mm**  
Shelf depth 240 mm

**DRAWER 900 mm**  
Shelf depth 320 mm

**DRAWER 900 mm**  
Shelf depth 400 mm




**DRAWER 900 mm**  
Shelf depth 240 mm

**DRAWER 900 mm**  
Shelf depth 320 mm

**DRAWER 900 mm**  
Shelf depth 400 mm

		H250	H350	H450
LAMINATE 19 mm	H900/M	335	H903/M 357	H906/M 379
	H901/M	347	H904/M 372	H907/M 395
	H902/M	361	H905/M 386	H908/M 411
WOOD 19 mm	H900/W	662	H903/W 778	H906/W 892
	H901/W	730	H904/W 854	H907/W 977
	H902/W	798	H905/W 930	H908/W 1061
BLACK FENIX 20 mm	H900/E	651	H903/E 761	H906/E 871
	H901/E	717	H904/E 834	H907/E 950
	H902/E	781	H905/E 906	H908/E 1032

ATTENTION THE GRAINS RUN VERTICALLY.

Accessories	Specification		REF.	€uros	REF.	€uros
	<b>RACK</b> Ø70 mm It will be painted in the same color as the column, unless the client indicates another color from the AKABA sample card.	0,07 kg	Powder-coated		Polished	
			<b>H300</b>	78	<b>H301</b>	102
	<b>MIRROR</b> Ø358 mm It will be painted in the same color as the column, unless the client indicates another color from the AKABA sample card.	2,9 kg	Powder-coated		Polished	
			<b>H302</b>	190		