

Product Guide

Product Guide

Step-by-Step Guidance to Making the Right Choice

Welcome to the Product Guide, your comprehensive resource for exploring our product offerings.

This guide provides detailed insights, technical data, and material options, organized for easy navigation to help you make informed decisions and find the ideal solutions for your needs.

1. [Collection Overview](#)

This section provides a comprehensive overview of our entire product range, presented in a clear, structured format and categorized by product type and by families, for easy navigation and understanding.

2. [Product Details](#)

The Product Data section offers comprehensive technical specifications, including dimensions, performance features, and compliance details, organized by product type to support precise selection and application.

3. [Surface and Materials](#)

The Surface and Materials section provides an overview of available finishes, textures, and materials, highlighting their characteristics and suitability for different applications. It serves as a guide to selecting the ideal combination for design and functionality.



Collection Overview

by Typologies

This section offers an organized overview of our chairs, tables, and complementary furnishings, making it effortless to pinpoint the ideal solutions for any professional setting.

Drawing on the universal need for practical, flexible furniture, we stay ahead of evolving market demands through innovation and versatility. Our commitment to excellence is reflected in high-performance product lines that emphasize functionality, ergonomics, and adherence to international standards of safety, durability, and quality.

Each item is designed to exceed industry benchmarks, delivering exceptional comfort, style, and reliability in modern work environments.

Explore our product range by category and discover the perfect fit for your unique requirements.



Task Chairs

Task office chairs are thoughtfully designed to prioritize ergonomic support, comfort, and functionality, making them ideal for extended periods of seated work. Key features include synchro-tilt mechanisms, lumbar support, adjustable armrests, height-adjustable seats, and upholstery options such as mesh or fabric.



DuoEdge Mesh
Mid Back



DuoEdge Mesh
High Back



DuoEdge Cubic
Mid Back



DuoEdge Cubic
High Back



DuoEdge Pad
Mid Back



DuoEdge Pad
High Back



DuoEdge Soft
Mid Back



DuoEdge SoftWork
High Back



Duo SoftWork
Low Back



Duo SoftWork
Mid Back



Pyla Chair Mesh
High Back



Pyla Chair Fabric
High Back



Pyla Chair Soft
High Back



Stick Chair
Low Back, 5 star base



Stick Chair
High Back, 5 star base



Una Plus
Low Back



Una Plus
High Back



Cloud Chair
Mid Back



Cloud Chair
High Back

Executive Chairs

Executive office chairs provide premium seating that embodies comfort, style, and a sense of authority. Crafted with luxurious materials such as leather or quality fabrics, functional features may include adjustable seat height, tilt mechanisms, lumbar support, headrests, and armrests to ensure personalized comfort.



Una Chair
Low Back, 5 star base



Una Chair
High Back, 5 star base



Una Chair
High Back, 5 star base



Una Chair Executive
Low Back, 5 star base



Una Chair Executive
High Back, 5 star base



Una Chair Executive
High Back, 5 star base



Una Plus Executive
High Back, 5 star base



Valea Elle Chair
Low Back, 5 star base



Valea Elle Chair
High Back, 5 star base



Valea Elle Chair
With Headrest, 5 star base



Valea Esse Chair
Low Back, 5 star base



Valea Esse Chair
High Back, 5 star base



Valea Esse Chair
With Headrest, 5 star base



Valea Elle Soft
Low Back, 5 star base



Valea Elle Soft
High Back, 5 star base



Valea Elle Soft
With Headrest, 5 star base



Valea Esse Soft
Low Back, 5 star base



Valea Esse Soft
High Back, 5 star base



Valea Esse Soft
With Headrest, 5 star base



Alba Chair
Mid Back, 5 star base



Alba Chair
High Back, 5 star base



Musa Chair
Low Back, 5 star base



Musa Chair
High Back, 5 star base



Musa Chair
With Headrest, 5 star base



Kuna Chair
Low Back, 5 star base



Kuna Chair
High Back, 5 star base



Kuna Chair
With Headrest, 5 star base

Meeting Chairs

Meeting and side chairs are crafted to seamlessly blend comfort, functionality, and style. These versatile designs cater sleek and minimalist aesthetics, or formal and refined options, featuring a variety of base configurations, such as 4-star and 5-star bases, cantilever frames, or traditional 4-leg structures.



Stick Chair
Low Back, 4 star base



Stick Chair
Low Back, 5 star base



Stick Chair
High Back, 4 star base



Stick Chair
High Back, 5 star base



Stick Chair
Low Back, Cantilever



Stick Chair
High Back, Cantilever



Una Chair
Low Back, 4 star base



Una Chair
Low Back, 5 star base



Una Chair
High Back, 4 star base



Una Chair
High Back, 5 star base



Una Chair Executive
Low Back, 4 star base



Una Chair Executive
Low Back, 5 star base



Una Chair Executive
High Back, 4 star base



Una Chair Executive
High Back, 5 star base



Valea Chair
Low Back, 4 star base



Valea Chair
Low Back, 5 star base



Valea Chair
High Back, 4 star base



Valea Chair
High Back, 5 star base



Valea Chair
With Headrest, 4 star base



Valea Chair
With Headrest, 5 star base



Valea Chair
Low Back, Cantilever



Valea Chair
High Back, Cantilever



Valea Soft
Low Back, 4 star base



Valea Soft
Low Back, 5 star base



Valea Soft
High Back, 4 star base



Valea Soft
High Back, 5 star base



Valea Soft
With Headrest, 4 star base



Valea Soft
With Headrest, 5 star base



Valea Soft
Low Back, Cantilever



Valea Soft
High Back, Cantilever



Alba Chair
Low Back, 4 star base



Alba Chair
Mid Back, 4 star base



Alba Chair
High Back, 4 star base



Alba Chair
Low Back, 5 star base



Alba Chair
Mid Back, 5 star base



Alba Chair
High Back, 5 star base



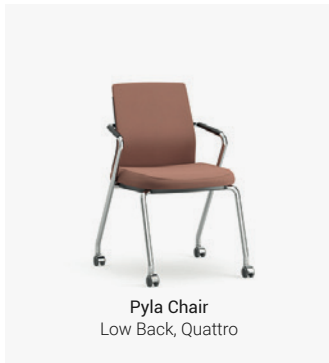








Musa Chair
Low Back, 4 star base



Musa Chair
High Back, 4 star base



Musa Chair
With Headrest, 4 star base



Multipurpose Chairs

Multipurpose and stackable chairs provide space-saving seating solutions ideal for versatile environments. Designed also for easy stacking and storage, these chairs are crafted from lightweight yet durable materials and feature suspension upholstery or padded seats to ensure comfort during short to medium-duration use.



Finn Chair
Low Back



Finn Chair
Low Back



Finn Wood
Low Back



Stick Chair
Low Back, Skid base



Stick Chair
High Back, Skid base



Stick Chair
Low Back, Quattro



Stick Chair
High Back, Quattro



Stick Chair
Low Back, Cantilever



Stick Chair
High Back, Cantilever



Pyla Chair
Low Back, Cantilever



Pyla Chair
Low Back, Quattro



Alba Chair
Low Back, Quattro



Alba Chair
Mid Back, Quattro



Alba Chair
Low Back, 4 legs



Alba Chair
Mid Back, 4 legs



Alba Chair
Low Back, Skid base



Alba Chair
Mid Back, Skid base

Stool

Stool chairs offer flexible seating solutions tailored for dynamic and modern workspaces. These stools often include features such as adjustable height, swivel or fixed bases, and integrated footrests for added comfort. They are available in low-back or mid-back style, suspension upholstery or cushioned designs.



Finn Stool
Low Back



Finn Stool
Low Back



Stick Stool
Low Back, Skid base



Stick Stool
Low Back, Skid base



Una Stool
Low Back



Una Stool
Low Back



Pyla Stool Mesh



Pyla Stool Fabric



Pyla Stool Soft

Lounge and Classic

Lounge chairs are designed with timeless aesthetics and exceptional craftsmanship, providing comfortable and stylish seating for reception areas, break rooms, and collaborative spaces. These chairs are available with durable materials and in a range of styles, from contemporary and minimalist to classic.



Patoz Chair



Luar Collection



New York Chair



New York Sofa



New York Sofa



New York Sofa



Valea Lounge
Low Back



Valea Lounge
High Back



Valea Lounge
With Headrest



Valea Lounge Soft
Low Back



Valea Lounge Soft
High Back



Valea Lounge Soft
With Headrest


Waiting Seating

Waiting seating collections provide comfortable, efficient seating for reception, waiting and lounge areas. These seating are designed for durability and ease of maintenance. Featuring sturdy materials, they offer both comfort and style, while optimizing space with a functional and cohesive designs.



Desks

Desk systems are designed to optimize productivity and adaptability in modern office environments. They feature practical finishes that harmonize with a wide range of decor styles, combining functionality with a sleek, professional look. Available in various modular configurations.




P50 Desk



P80 Desk



PFlex Table




NoTable Desk




PBox System

Executive Desks


Executive office desks seamlessly blend functionality with sophisticated design, making them ideal for leadership and professional environments. Built for durability and style, they are crafted from premium materials, including die-cast aluminum frames, and tabletops finishes like veneer, glass, Fenix, or lacquer.



NoTable Desk




UniTable Desk



PFlex Table

Height-Adjustable


Height-adjustable desks enable users to seamlessly switch between sitting and standing positions, promoting better posture and reducing sedentary time. By encouraging movement, they help improve physical well-being, boost energy levels, and support ergonomic comfort throughout the workday.




NoTable Desk

Benching


Benching desk systems are versatile workstations designed to support diverse workstyles, fostering collaboration and individual focus across offices, classrooms, and healthcare settings. They optimize space, enhance productivity, and offer flexible configurations for evolving team needs.




PFlex Table
Benching



PBox System
Workstation H.760




PBox System
Workstation H.1120




PFlex Table
Stand-Up

Meeting Tables


Meeting and conference tables are thoughtfully designed to foster collaboration and reflect professionalism in office environments. Offered in a variety of modular shapes and sizes, they are equipped with practical features like integrated cable management systems, built-in power outlets.



NoTable Meeting



UniTable Meeting



EMG




PFlex Table



PBox System

Folding Tables

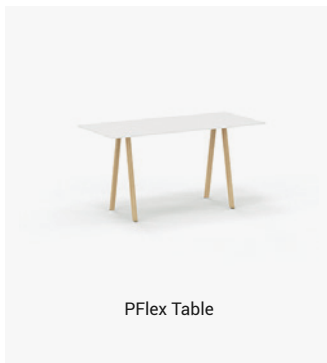
Training tables are designed for flexible, functional learning and collaborative environments. These tables feature lightweight materials, foldable or nesting designs for compact storage and features like casters for quick reconfiguration. Available in various shapes and sizes.




NoTable Folding

Stand-up

Sit-to-stand tables are designed to promote comfort and flexibility in contemporary work environments, encouraging standing positions and more active work habits. Crafted from durable materials with robust frames, they include practical features such as integrated cable management, screens and shelves.




PFlex Table




PBox System

Mobile Wall


Space division systems are designed to create functional, adaptable environments in office layouts. Partitions and mobile modular dividers provide privacy and dedicated work zones without permanent walls. Featuring various materials finishes, they blend aesthetic separation while ensuring airflow and light flow.



Qadro Media Stand




Qadro Spece Divider



Qadro Spece Divider

Modular Wall

A unique vertical and modular planning approach applicable in open plan, private offices and activity spaces. The system provides a supporting structure for communication screens and technology, space definition and storage, personal items and coworking elements, wherever needed.




Qadro Modular



Qadro Modular Divide

Wall System

Conceived to adapt to the needs of the office and modern contract spaces, Qadro Dividing Wall is a multifunctional wall-mounted system featuring rigorous linear design, created specifically to be easy to assemble, reconfigure and recycle: the perfect solution for flexible shelving to organise and store a multitude of objects.



Qadro Diving Wall

Product Details

Technical Data Sheets

The Product Data section provides detailed technical specifications to assist in making informed decisions for precise product selection and application.

This comprehensive resource includes key information such as dimensions, performance features, material details, and compliance certifications.

Organized by product collections, the data sheets offer a clear and structured overview, ensuring quick access to essential details for seamless integration into any project.

Whether you're assessing design suitability or verifying compliance, this section serves as a valuable reference for ensuring optimal performance and alignment with industry standards.



Una Chair

Timeless Seating Solution



Una Chair Collection



The Una Chair represents a meticulously designed seating collection that seamlessly integrates formal elegance with practical functionality, making it an ideal choice for contemporary offices and meeting rooms. Thanks to its flowing lines and elegant shapes, the use of durable and precious materials and a design that visually achieves a high level of comfort, Una Chair perfectly fits various interior styles and office environments, from sleek modern offices to more traditional settings.

The chair's design features a cohesive structural loop that connects the seat support, armrests, and backrest tensioner. This closed-loop configuration not only enhances the chair's structural integrity but also contributes to its distinctive appearance. Each component is crafted with precision, both as an individual element and as part of the overall design, reinforcing the chair's strong visual statement.

Constructed with high-quality and precious materials, Una Chair is built to last. The use of durable fabrics, robust frames, and premium finishes ensures that the chair remains resilient and maintains its elegant appearance over time, even in high-traffic areas. The supporting structure is crafted from die-cast aluminum, a material renowned for its durability and resistance over time. A product designed to be a long-term investment, retaining its value and appeal throughout its lifespan.

Designed with user comfort in mind, Una Chair features also a well-considered ergonomic design that visually communicates a high level of comfort. The chair's contours and cushioning are crafted to support prolonged sitting, making it suitable for both intensive work sessions and important meetings. The suspension construction is engineered to distribute weight pressure evenly across the seat and backrest, promoting a comfortable sitting experience. Additionally, the chair suspension features excellent ventilation, breathability, and heat exchange properties, ensuring that users remain cool and comfortable even during long hours of use.

As a comprehensive seating solution, Una Chair offers a range of options and configurations to suit different requirements. With two backrest heights, four different base styles, and multiple seat suspension options, it ensures flexibility in design and functionality. Additionally, the extensive range of upholsteries allows for personalized customization, making it adaptable to any office decor. Its complete collection approach ensures that every aspect of seating, whether for individual use or group settings, is addressed with consistency and attention to detail.

The four- and five-star base models are designed as typical meeting chair and visitor chair. The 5-star base chair models with the effective front tilt mechanism can be used in private offices and in meeting rooms where an extended use of the chair and a higher level of comfort is requested. The tilting mechanism permits a comfortable oscillation around a pivoting point which is just below the front of the seat; the mechanism has an elegant die cast aluminum shell and intuitive integrated levers for three positions and vertical lock and height adjustment of the seat.



Chromed structure and upholstery in mesh, different bases and mechanism.



Painted structure and upholstery in mesh, different bases and mechanism.



Chromed structure and upholstery in fabric, different bases and mechanism.



Painted structure and upholstery in fabric, different bases and mechanism.



Chromed structure and upholstery in leather, different bases and mechanism.



Chromed structure and upholstery in leather, different bases and mechanism.

Una Chair | Technical Specification



Structure: Die-cast aluminum side elements and crosspieces elements fastened together. The resulting frame is a rigid structure able to maintain its shape even under conditions of considerable stress and also functions as a specific support for the elastic mesh and the fabric or leather padding. Available with low or high back and in three different finishes: polished, chromed or painted.

Seat and backrest: The seat and backrest are made of a single flexible sheet in elastic material, tensioned in suspension on the perimeter structure. The mesh sheet ensures full breathability and thorough air circulation and is available in nylon mesh (single-colour - 75% vinyl resin, 25% polyester) or in elastic mesh (two-toned effect - 70% polyester elastomer, 30% polyester). The fabric or leather sheet is pressed onto a central layer of high-resistance technical material and two layers of flexible polyurethane. The leather covering includes an eco-leather back with predetermined color combinations.

Armrests: Closed shape, made of die-cast aluminum with finish depending on the structure. Optional leather armrest covers. Available also without armrests.

Swivel auto-return mechanism: This special mechanism, not adjustable in height, allows the swivel chair to freely rotate and automatically returns it to its original position to keep the position of the meeting chairs always aligned. It is standard on the 4-star base models.

Height adjustment: Seat height can be adjusted a maximum of 12 cm with a lever. The gaslift complies to EN16955:2017.

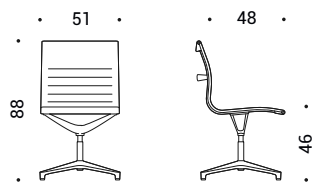
Tilt mechanism: An intuitive and effective tilt mechanism that instantly follows the user's movements. The particularly forward rotation point reduces pressure on the lower limbs while the chair rocks. The movement of the seat allows up to 13° of oscillation. The side knob allows to adapt the resistance of the tilting mechanism to the weight and sitting style of the user. Lever controls integrate the seat height adjustment, allow to lock/unlock the tilting mechanism in 4 positions and activate the backrest safety release.

Base: Four or five star base made of die-cast aluminum, with a polished, chromed or painted finish depending on the structure. Available with castors or plastic glides.

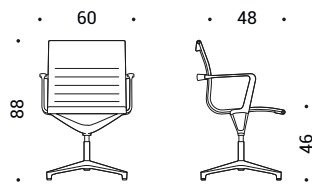
Castors: In black plastic with soft running surface for use on any type of flooring and a load depending safety brake complies to EN 12529:2001. Castor cover in chromed Zamak or black plastic, depending on the base finish, diam. 50 mm.

Glides: In black nylon base and soft-plastic glide, diam. 37 mm.

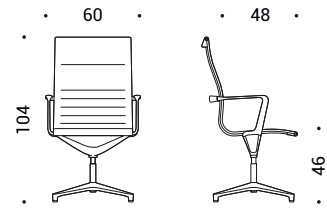
Dimensions



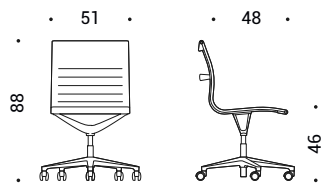
UNA.705 | Swivel chair, fixed height, swivel auto-return mechanism



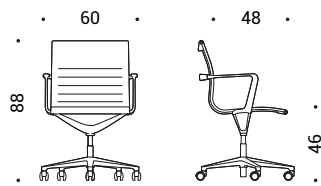
UNA.708 | Swivel chair, fixed height, swivel auto-return mechanism



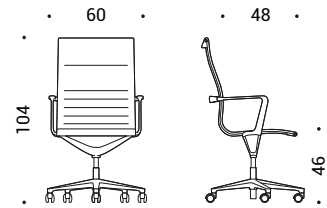
UNA.715 | Swivel chair, fixed height, swivel auto-return mechanism



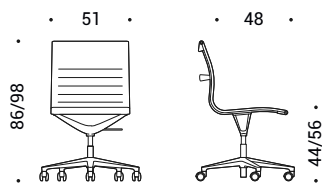
UNA.705GR | Swivel chair, fixed height



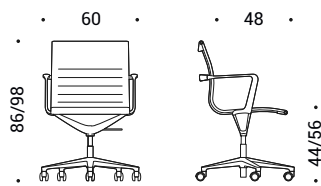
UNA.708GR | Swivel chair, fixed height



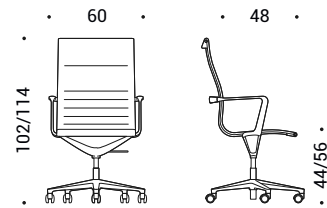
UNA.715GR | Swivel chair, fixed height



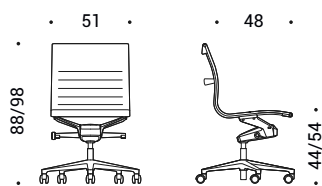
UNA.706 | Swivel chair, height adjustable



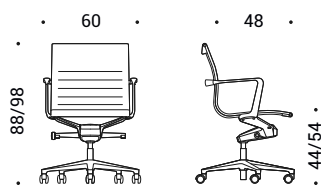
UNA.709 | Swivel chair, height adjustable



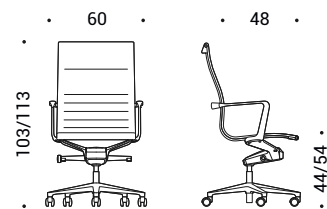
UNA.718 | Swivel chair, height adjustable



UNA.716T | Swivel chair, height adjustable, tilting mechanism



UNA.717T | Swivel chair, height adjustable, tilting mechanism



UNA.719T | Swivel chair, height adjustable, tilting mechanism

Una Stool | Technical Specification



Una Stool is the reinterpretation of Una Chair, dedicated to multifunctional spaces such as stand-up meeting areas, waiting rooms, airports, reception areas and relax areas: a stool with footrest and die-cast aluminum structure. Lightness and simplicity are underscored by the seat-backrest fabric available in a choice of mesh, fabric or leather.

Collection of stools with die-cast aluminum structure, chromed, polished or painted. Seat and backrest made with an elastic and breathable mesh or obtained from a combination of vinyl foam and nylon upholstered in fabric or leather. Height adjustment with pneumatic gas lift. Ring footrest in chromed tubular, adjustable in height.

Five star base on glides or on castors, made of die-cast aluminum.

Structure: Die-cast aluminum side elements and crosspieces elements fastened together. The resulting frame is a rigid structure able to maintain its shape even under conditions of considerable stress and also functions as a specific support for the elastic mesh and the fabric or leather padding. Available with low or high back and in three different finishes: polished, chromed or painted.

Seat and backrest: The seat and backrest are made of a single flexible sheet in elastic material, tensioned in suspension on the perimeter structure. The mesh sheet ensures full breathability and thorough air circulation and is available in nylon mesh (single-color – 75% vinyl resin, 25% polyester) or in elastic mesh (two-toned effect - 70% polyester elastomer, 30% polyester). The fabric or leather sheet is pressed onto a central layer of high-resistance technical material and two layers of flexible polyurethane. The leather covering includes an eco-leather back with predetermined color combinations.

Armrests: Closed shape, made of die-cast aluminum with finish depending on the structure. Optional leather armrest covers. Available also without armrests.

Swivel mechanism: Multidirectional swivel movement.

Height adjustment: Seat height can be adjusted a maximum of 16 cm with a lever. The gaslift complies to EN16955:2017.

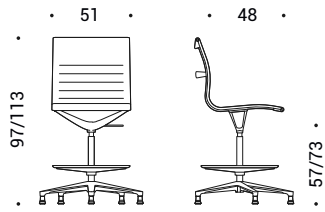
Footring: Chromed aluminum ring with four spoke in black aluminum. Height adjustable. Diam. 50 cm.

Base: Five star base made of die-cast aluminum, with a polished, chromed or painted finish depending on the structure. Available with castors or plastic glides.

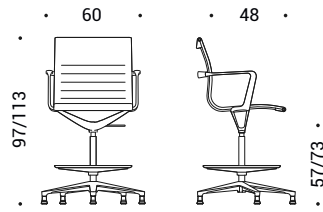
Castors: In black plastic with soft running surface for use on any type of flooring and a load depending safety brake complies to EN 12529:2001. Castor cover in chromed Zamak or black plastic, depending on the base finish, diam. 50 mm.

Glides: In black nylon base and soft-plastic glide, diam. 37 mm.

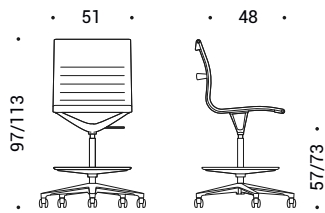
Dimensions



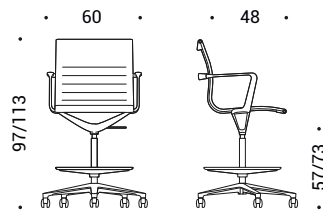
UNA.305 | Swivel stool, height adjustable, 5 star base with glides



UNA.308 | Swivel stool, height adjustable, 5 star base with glides



UNA.306 | Swivel stool, height adjustable, 5 star base with castors



UNA.309 | Swivel stool, height adjustable, 5 star base with castors

Product Finishes


Aluminum Structure | Structure, base, armrests



47 | Polished



55 | Chromed



115 | Black Powder coated




100 | White Powder coated




120 | Bronze Powder coated


Fabric



Cat. B | Atlantic (17 colors)




Cat. B | Mini (7 colors)




Cat. B | Tonal (15 colors)



Cat. C | Cura (15 colors)




Cat. C | Mini Melange (9 colors)




Cat. C | Sealife (10 colors)




Cat. C | Sotega (5 colors)




Cat. C | Step (8 colors)



Cat. C | Step Melange (8 colors)




Cat. F | Breeze Fusion (5 colors)




Cat. F | Grain (10 colors)

Mesh



Cat. N | Mesh (5 colors)



Cat. X | Elastic Mesh (7 colors)

Leather



Cat. E | Leather (15 colors)

Materials Certifications

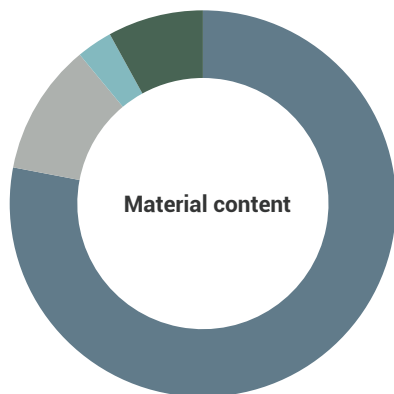
We use fabrics that guarantee high performance in terms of comfort, strength and sustainability. Attention to the health and safety of people and the environment are verified through globally-recognised product certification. Most of the upholstery we use for our seating collections is made from recycled materials which can also be reused at the end of their service life.



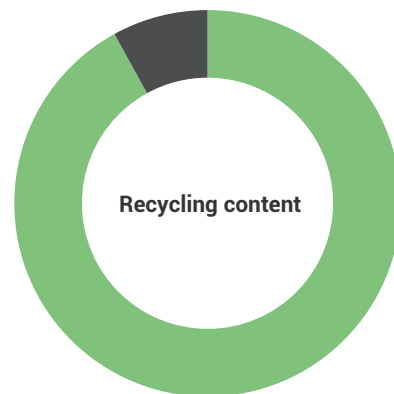
Sustainability

Our design and production philosophy is based on the pursuit of simplicity in order to create sustainable and durable collections. Our products have an unmistakable design which however is subjected to the careful evaluation of any possible aspects to improve sustainability, durability and recyclability in accordance with the highest international standards. We believe that our responsible approach may effectively reduce environmental impact of our products throughout the entire lifecycle of the various components. We do not use chemicals hazardous or dangerous to the environment, and the materials we use are tested and evaluated for potentially harmful effects on human health and the environment. Where possible, we reduce packaging materials to a minimum, which also optimises transport volume.

Una Chair



Materials		%
Aluminum	●	78
Plastic	●	11
Metal	●	3
Miscellaneous	●	8
Total		10.9 kg



		%
Recycling	●	92
Not recycling	●	8

The materials we select meet high quality standards, guaranteeing durable and eco-friendly products.

At ICF, we use:

- Ecological and/or post-consumer recycled materials;
- Products free from formaldehyde and toxic substances;
- Finishes free from hexavalent chromium.

Each component of the seat can be disassembled for repair, reuse and recycling.

Una Chair is a chair weighing approximately 10.9 kg and approximately 92% recyclable when completely and correctly separated.

Una Chair is conceived in accordance with the guidelines of eco-design, a technical methodology applied during design of a product in order to reduce that product's carbon footprint and environmental impact.

Note:

Material and Recycling content percentages may vary depending on the specific model evaluated and consequently of the structural materials and finishes of the considered model.

The above sustainability contents refer to model UNA.708.

Certifications

- EN 16139:2013 - 1st level
- VOC Emission Test Report in compliance with DE-UZ 117, RAL GZ 430, EU Ecolabel, FEMB (Mini and Mini Melange upholstery)
- CAM (Mini and Mini Melange upholstery)
- Leed V4/V4.1 Beta (Mini and Mini Melange upholstery)
- Ansi Bifma section 7.6.1/7.6.2/7.6.3 (Mini and Mini Melange upholstery)
- Fire retardant Class 1 IM (Mini, Mini Melange, Sotega and Leather upholstery)
- Fire retardant Class 1 (Mesh upholstery)

Una Executive

Soft Elegance



ICF

Una Executive Collection



The Una Chair collection of office chairs is completed with Una Executive, a padded high-profile chair which adds new options to an already highly successful solution. Una Executive joins functionality to design in the definition of an object which is at the same time elegant and modern, simple and efficient. Una Executive is a chair collection designed to support executive and meeting business in a dynamic and flexible way offering a wide choice of personalization.

Great attention has been paid to every detail, starting from the upholstered pads to the characteristic perimetral seams, from the die-cast aluminum frame to the mechanical devices that improve comfort when seated even for a significant number of hours.

The collection is designed for executive office, meeting rooms or boardroom and is available in a low back and a high back version, optionally with a swivel auto return mechanism and a forward tilting mechanism. The upholstery is available in leather or fabric. Height adjustment with pneumatic gas lift. Four-star base on glides or five-star base on castors, made of die-cast aluminum.



Chromed structure and upholstery in fabric, different bases and mechanism.



Painted structure and upholstery in fabric, different bases and mechanism.

Technical Specification



Structure: Die-cast aluminum side elements and crosspieces elements fastened together. The resulting frame is a rigid structure able to maintain its shape even under conditions of considerable stress and also functions as a specific support for the padding. Available with low or high back and in three different finishes: polished, chromed or painted.

Seat and backrest: The special padding, made of a series of cushions combined with a load-bearing sheet stretched between the two side elements, guarantees maximum comfort and durability. The shaped cushions with differentiated densities are made of polyurethane foam and upholstered in fabric or leather. The leather covering includes an eco-leather back with predetermined color combinations.

Armrests: Closed shape, made of die-cast aluminum with finish depending on the structure. Optional leather armrest covers. Available also without armrests.

Swivel auto-return mechanism: This special mechanism, not adjustable in height, allows the swivel chair to freely rotate and automatically returns it to its original position to keep the position of the meeting chairs always aligned. It is standard on the 4-star base models.

Height adjustment: Seat height can be adjusted a maximum of 12 cm with a lever. The gaslift complies to EN16955:2017.

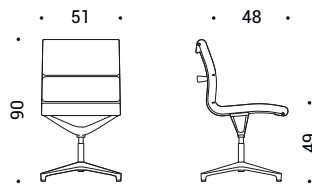
Tilt mechanism: An intuitive and effective tilt mechanism that instantly follows the user's movements. The particularly forward rotation point reduces pressure on the lower limbs while the chair rocks. The movement of the seat allows up to 13 ° of oscillation. The side knob allows to adapt the resistance of the tilting mechanism to the weight and sitting style of the user. Lever controls integrate the seat height adjustment, allow to lock/unlock the tilting mechanism in 4 positions and activate the backrest safety release.

Base: Four or five star base made of die-cast aluminum, with a polished, chromed or painted finish depending on the structure. Available with castors or plastic glides.

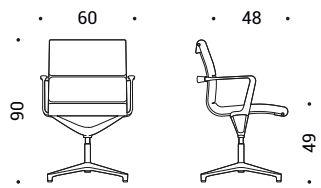
Castors: In black plastic with soft running surface for use on any type of flooring and a load depending safety brake complies to EN 12529:2001. Castor cover in chromed Zamak or black plastic, depending on the base finish, diam. 50 mm.

Glides: In black nylon base and soft-plastic glide, diam. 37 mm.

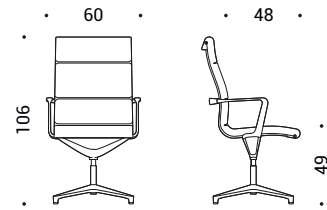
Dimensions



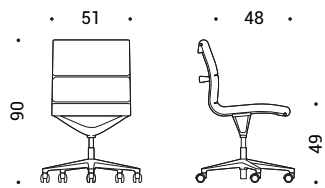
UNA.905 | Swivel chair, fixed height, swivel auto-return mechanism



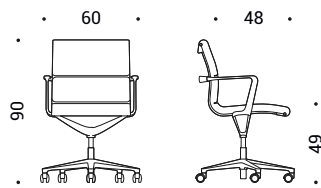
UNA.908 | Swivel chair, fixed height, swivel auto-return mechanism



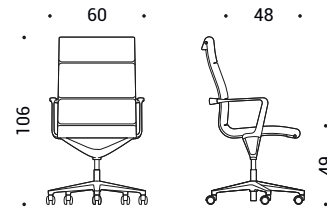
UNA.915 | Swivel chair, fixed height, swivel auto-return mechanism



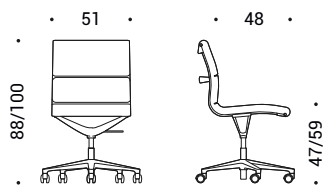
UNA.905GR | Swivel chair, fixed height



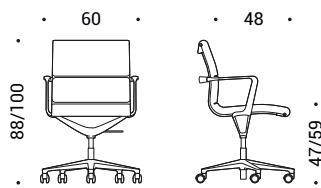
UNA.908GR | Swivel chair, fixed height



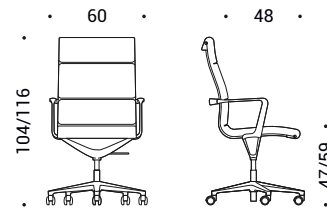
UNA.915GR | Swivel chair, fixed height



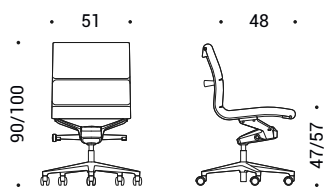
UNA.906 | Swivel chair, height adjustable



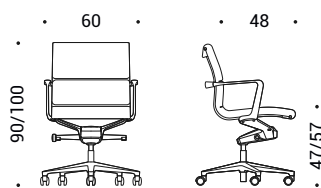
UNA.909 | Swivel chair, height adjustable



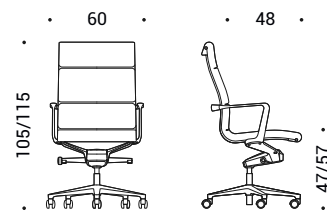
UNA.918 | Swivel chair, height adjustable



UNA.916T | Swivel chair, height adjustable, tilting mechanism



UNA.917T | Swivel chair, height adjustable, tilting mechanism



UNA.919T | Swivel chair, height adjustable, tilting mechanism

Product Finishes

Aluminum Structure | Structure, base, armrests



47 | Polished



55 | Chromed



115 | Black Powder coated




100 | White Powder coated




120 | Bronze Powder coated


Fabric



Cat. C | Cura (15 colors)




Cat. C | Mini Melange (9 colors)




Cat. C | Sealife (10 colors)




Cat. C | Sotega (5 colors)




Cat. C | Step (8 colors)



Cat. C | Step Melange (8 colors)



Cat. F | Breeze Fusion (5 colors)



Cat. F | Grain (10 colors)

Leather



Cat. E | Leather (15 colors)



Cat. H | Premium Leather (10 colors)

Materials Certifications

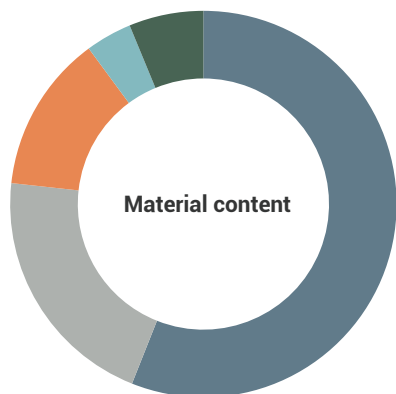
We use fabrics that guarantee high performance in terms of comfort, strength and sustainability. Attention to the health and safety of people and the environment are verified through globally-recognised product certification. Most of the upholstery we use for our seating collections is made from recycled materials which can also be reused at the end of their service life.



Sustainability

Our design and production philosophy is based on the pursuit of simplicity in order to create sustainable and durable collections. Our products have an unmistakable design which however is subjected to the careful evaluation of any possible aspects to improve sustainability, durability and recyclability in accordance with the highest international standards. We believe that our responsible approach may effectively reduce environmental impact of our products throughout the entire lifecycle of the various components. We do not use chemicals hazardous or dangerous to the environment, and the materials we use are tested and evaluated for potentially harmful effects on human health and the environment. Where possible, we reduce packaging materials to a minimum, which also optimises transport volume.

Una Executive



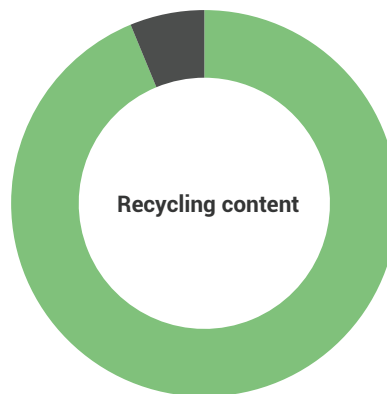
Materials		%
Aluminum	●	56
Plastic	●	21
Polyurethane	●	13
Metal	●	4
Miscellaneous	●	6
Total		14. kg

The materials we select meet high quality standards, guaranteeing durable and eco-friendly products.

At ICF, we use:

- Ecological and/or post-consumer recycled materials;
- Products free from formaldehyde and toxic substances;
- Finishes free from hexavalent chromium.

Each component of the seat can be disassembled for repair, reuse and recycling.



		%
Recycling	●	94
Not recycling	●	6

Una Executive is a chair weighing approximately 14.4 kg and approximately 94% recyclable when completely and correctly separated.

Una Executive is conceived in accordance with the guidelines of eco-design, a technical methodology applied during design of a product in order to reduce that product's carbon footprint and environmental impact.

Note:

Material and Recycling content percentages may vary depending on the specific model evaluated and consequently of the structural materials and finishes of the considered model.

The above sustainability contents refer to model UNA.918.

Certifications

- EN 16139:2013 - 1st level
- ANSI-BIFMA X5.1
- Fire retardant Class 1 IM (Leather upholstery)

Kuna Chair

Warmth and Modern Design



Kuna Chair Collection



The Kuna chair seamlessly combines the tradition and warmth of saddle leather with a clean, modern aluminum line. Crafted exclusively from top-quality leathers, the Kuna chair emphasizes the material richness of leather, bringing it to the forefront of its design. With a wide range of color variants available, the chair's linear aluminum structure further accentuates the essentiality and purity of its lines, making it a versatile addition to any workspace, executive office or meeting room.

Experience unparalleled comfort with our premium saddle leather seat and backrest, meticulously wrapped around a robust supporting structure. Enhanced with variable-density polyurethane foam, the seating surface adapts to your body for optimal cushioning. The ergonomically engineered seat shell ensures even distribution of body weight, providing sustained comfort during prolonged use. The visible load-bearing elements are crafted from die-cast aluminum, available in elegant polished or sleek chromed finishes to complement any interior décor.

The collection is available with three distinct backrest heights, designed to cater to various comfort preferences and support needs. Whether you prefer a low, medium, or high backrest, our options ensure the perfect fit for every user. Armrests are available with optional saddle leather coverings for added comfort and aesthetic appeal. For those who prefer a more minimalist design or need to save space, armrests can be omitted without compromising the chair's integrity.



Chromed structure and upholstery in saddle leather, different bases and mechanism.



Chromed structure and upholstery in saddle leather, different bases and mechanism.

Kuna Chair | Technical Specification



Structure: Frame made of tubular steel for a rigid structure able to maintain its shape even under conditions of considerable stress. Visible load-bearing elements made of die-cast aluminum with polished or chromed finish. Available in three backrest heights.

Seat and backrest: The saddle leather sheet covers the supporting structure padded with a series of variable density polyurethane foam. The sheet thus obtained fit to perfectly distribute the weight of the body.

Armrests: Closed shape, made of die-cast aluminum with finish depending on the structure. Optional saddle leather armrest covers. Available also without armrests.

Swivel auto-return mechanism: This special mechanism, not adjustable in height, allows the swivel chair to freely rotate and automatically returns it to its original position to keep the position of the meeting chairs always aligned. It is standard on the 4-star base models.

Height adjustment: Seat height can be adjusted a maximum of 12 cm with a lever. The gaslift complies to EN16955:2017.

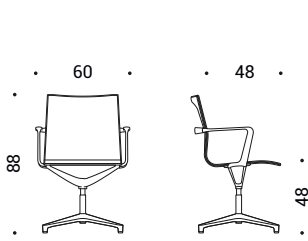
Tilt mechanism: An intuitive and effective tilt mechanism that instantly follows the user's movements. The particularly forward rotation point reduces pressure on the lower limbs while the chair rocks. The movement of the seat allows up to 13° of oscillation. The side knob allows to adapt the resistance of the tilting mechanism to the weight and sitting style of the user. Lever controls integrate the seat height adjustment, allow to lock/unlock the tilting mechanism in 4 positions and activate the backrest safety release.

Base: Four or five star base made of die-cast aluminum, with a polished or chromed finish depending on the structure. Available with castors or plastic glides.

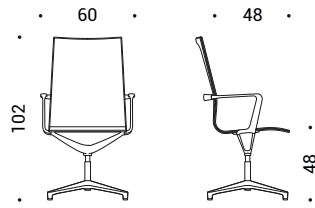
Castors: In black plastic with soft running surface for use on any type of flooring and a load depending safety brake complies to EN 12529:2001. Castor cover in chromed Zamak, diam. 50 mm.

Glides: In black nylon base and soft-plastic glide, diam. 37 mm.

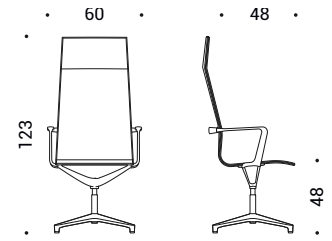
Dimensions



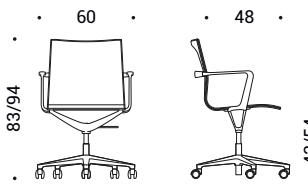
KUNA.708 | Swivel chair, fixed height, auto-return mechanism



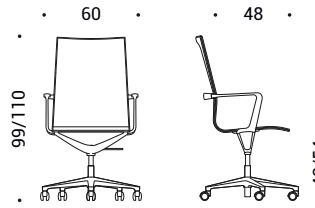
KUNA.715 | Swivel chair, fixed height, auto-return mechanism



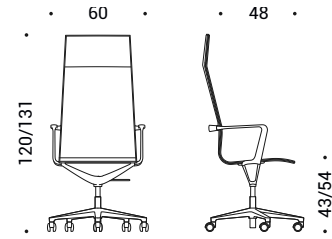
KUNA.710 | Swivel chair, fixed height, auto-return mechanism



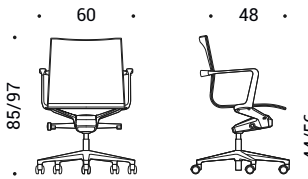
KUNA.709 | Swivel chair, height adjustable



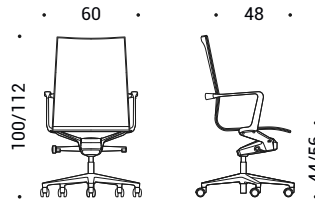
KUNA.718 | Swivel chair, height adjustable



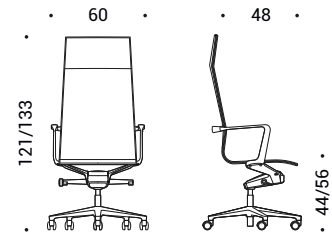
KUNA.713 | Swivel chair, height adjustable



KUNA.717T | Swivel chair, height adjustable, tilting mechanism with enhanced forward rotation



KUNA.719T | Swivel chair, height adjustable, tilting mechanism with enhanced forward rotation



KUNA.714T | Swivel chair, height adjustable, tilting mechanism with enhanced forward rotation

Product Finishes

Aluminum Structure | Structure, base and armrests



47 | Polished



55 | Chromed

Saddle leather




S01 | Black



S03 | Dark brown



S05 | Bulgarian red

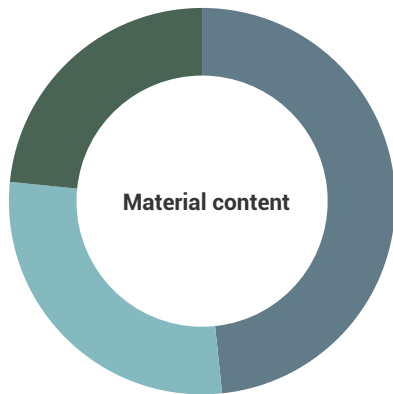


S02 | White

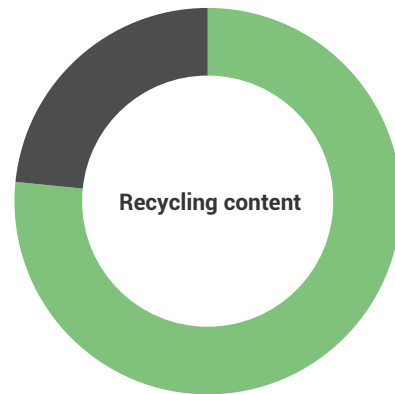
Sustainability

Our design and production philosophy is based on the pursuit of simplicity in order to create sustainable and durable collections. Our products have an unmistakable design which however is subjected to the careful evaluation of any possible aspects to improve sustainability, durability and recyclability in accordance with the highest international standards. We believe that our responsible approach may effectively reduce environmental impact of our products throughout the entire lifecycle of the various components. We do not use chemicals hazardous or dangerous to the environment, and the materials we use are tested and evaluated for potentially harmful effects on human health and the environment. Where possible, we reduce packaging materials to a minimum, which also optimises transport volume.

Kuna Chair



Materials		%
Aluminum	●	48
Metal	●	28
Miscellaneous	●	24
Total		12.4 kg



		%
Recycling	●	77
Not recycling	●	23

The materials we select meet high quality standards, guaranteeing durable and eco-friendly products.

At ICF, we use:

- Ecological and/or post-consumer recycled materials;
- Products free from formaldehyde and toxic substances;
- Finishes free from hexavalent chromium.

Each component of the seat can be disassembled for repair, reuse and recycling.

Kuna Chair is a chair weighing approximately 12.4 kg and approximately 77% recyclable when completely and correctly separated.

Kuna Chair is conceived in accordance with the guidelines of eco-design, a technical methodology applied during design of a product in order to reduce that product's carbon footprint and environmental impact.

Note:

Material and Recycling content percentages may vary depending on the specific model evaluated and consequently of the structural materials and finishes of the considered model.

The above sustainability contents refer to model KUNA.708.

Certifications

- EN 16139:2013 - 1st level
- ANSI-BIFMA X5.1

Valea Chair

Aesthetically Comfortable



Valea Chair Collection



Valea epitomizes the concept of "aesthetically comfortable," seamlessly blending classical aesthetics with exceptional comfort. This office armchair transforms the traditional office setting by merging the relaxing, domestic softness of a home chair with the robust, professional presence of a classic office seat. Valea delivers not just visual elegance but also a truly inviting sitting experience.

The collection aesthetics are marked by the sleek linearity of the seat shell and the distinctive aluminum frame, which gracefully extends from the center column to form the supportive armrests. The unitary seat and backrest shell, crafted from steel and molded polyurethane foam, offers both a modern silhouette and enduring comfort.

The minimalist design of Valea is furthermore elevated by a thoughtful color palette that adds warmth and energy to the office space. Whether through bold accents or more subtle hues, the choice of colors enhances the chair's simple, elegant forms, creating a harmonious and vibrant workspace. Visible, carefully crafted stitches accentuate the thickness of the padding, adding a distinctive character to the chair. Versatility is further expressed in its leather version, which retains the collection's distinctive character while projecting a more prestigious and authoritative image. The range of finishes available allows for customization to suit various tastes and requirements.

The flowing lines of the Valea Chair are highlighted by aluminum finishes, creating a dynamic contrast with the softness of the upholstery. This blend of materials emphasizes both elegance and function.

Valea is designed to offer a range of options, from low-back versions for visitors and meeting rooms to medium and high-back versions for a more prestigious look. The collection includes three distinct backrest designs "Elle," "Esse," and "Lounge", ensuring that every user can find the perfect balance of comfort and style. It can be customized to meet specific needs, available in versions with a 4-star base with glides or a 5-star base with castors. Additional features include automatic return, height adjustment, and rocking mechanism.



Chromed structure and upholstery in fabric, different bases and mechanism.



Chromed structure and upholstery in leather, different bases and mechanism.



Painted structure and upholstery in fabric, different bases and mechanism.



Chromed structure and upholstery in leather, different bases and mechanism.



Chairs on cantilever, chromed structure and upholstery in fabric.



Chromed structure and upholstery in leather, different bases and mechanism.

Valea Elle | Technical Specification



Structure: The tubular steel frame is a rigid structure able to maintain its shape even under conditions of considerable stress. Elastic bands stretched across the structure to support and distribute the weight of the body. Cold-foamed polyurethane with variable thickness. Visible load-bearing elements made of die-cast aluminum with polished, chromed or painted finish. Available in three backrest heights.

Seat and backrest: The leather or fabric upholstery is printed on a layer of flexible polyurethane in order to obtain a series of typical horizontal stripes. The double profile seams on the sides and on the back of the structure draw and characterize the profile of the seat.

Armrests: Closed shape, made of die-cast aluminum with finish depending on the structure. Optional leather armrest covers. Available also without armrests.

Swivel auto-return mechanism: This special mechanism, not adjustable in height, allows the swivel chair to freely rotate and automatically returns it to its original position to keep the position of the meeting chairs always aligned. It is standard on the 4-star base models.

Height adjustment: Seat height can be adjusted a maximum of 12 cm with a lever. The gaslift complies to EN16955:2017.

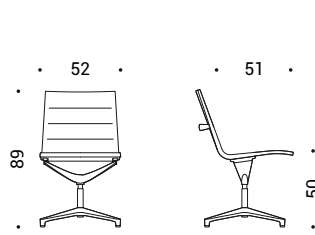
Tilt mechanism: An intuitive and effective tilt mechanism that instantly follows the user's movements. The particularly forward rotation point reduces pressure on the lower limbs while the chair rocks. The movement of the seat allows up to 13° of oscillation. The side knob allows to adapt the resistance of the tilting mechanism to the weight and sitting style of the user. Lever controls integrate the seat height adjustment, allow to lock/unlock the tilting mechanism in 4 positions and activate the backrest safety release.

Base: Four or five star base made of die-cast aluminum, with a polished, chromed or painted finish depending on the structure. Available with castors or plastic glides.

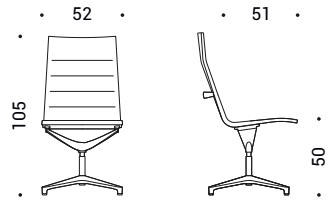
Castors: In black plastic with soft running surface for use on any type of flooring and a load depending safety brake complies to EN 12529:2001. Castor cover in chromed Zamak or black plastic, depending on the base finish, diam. 50 mm.

Glides: In black nylon base and soft-plastic glide, diam. 37 mm.

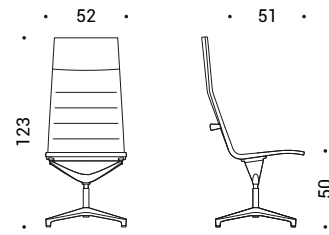
Dimensions



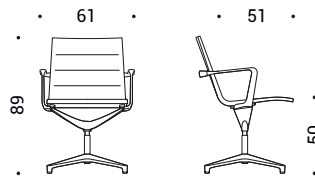
VAL.405 | Swivel chair, fixed height, swivel auto-return mechanism



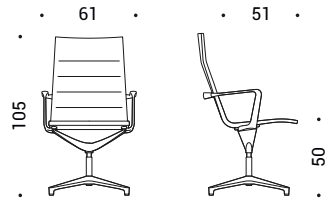
VAL.605 | Swivel chair, fixed height, swivel auto-return mechanism



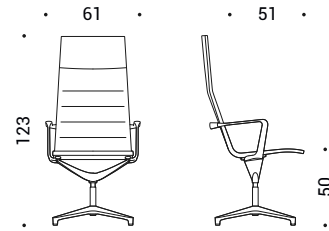
VAL.805 | Swivel chair, fixed height, swivel auto-return mechanism



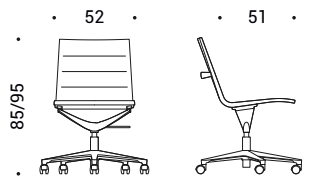
VAL.408 | Swivel chair, fixed height, swivel auto-return mechanism



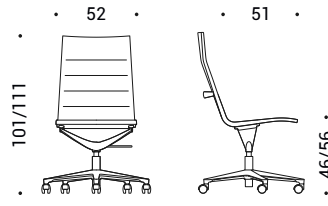
VAL.608 | Swivel chair, fixed height, swivel auto-return mechanism



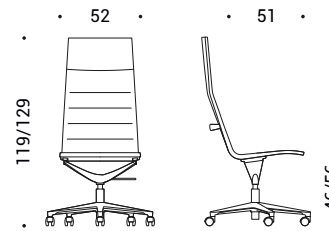
VAL.808 | Swivel chair, fixed height, swivel auto-return mechanism



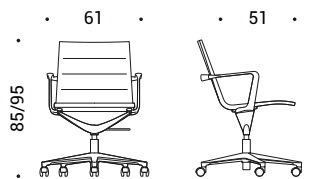
VAL.418 | Swivel chair, height adjustable



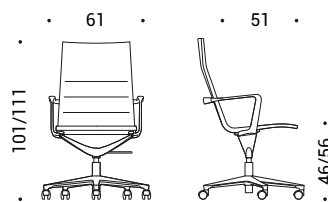
VAL.618 | Swivel chair, height adjustable



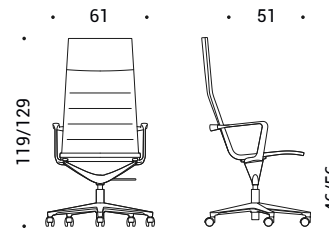
VAL.818 | Swivel chair, height adjustable



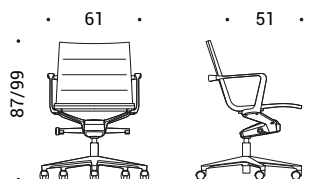
VAL.409 | Swivel chair, height adjustable



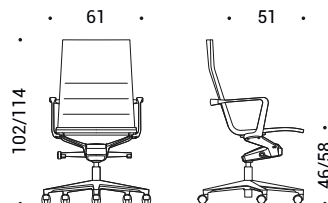
VAL.609 | Swivel chair, height adjustable



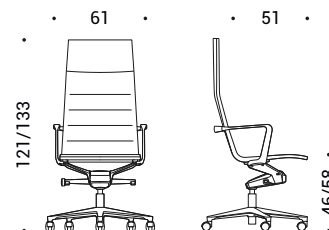
VAL.809 | Swivel chair, height adjustable



VAL.417 | Swivel chair, height adjustable, tilting mechanism with enhanced forward rotation



VAL.617 | Swivel chair, height adjustable, tilting mechanism with enhanced forward rotation



VAL.817 | Swivel chair, height adjustable, tilting mechanism with enhanced forward rotation

Valea Esse | Technical Specification



Structure: The tubular steel frame is a rigid structure able to maintain its shape even under conditions of considerable stress. Elastic bands stretched across the structure to support and distribute the weight of the body. Cold-foamed polyurethane with variable thickness. Visible load-bearing elements made of die-cast aluminum with polished, chromed or painted finish. Available in three backrest heights.

Seat and backrest: The leather or fabric upholstery is printed on a layer of flexible polyurethane in order to obtain a series of typical horizontal stripes. The double profile seams on the sides and on the back of the structure draw and characterize the profile of the seat.

Armrests: Closed shape, made of die-cast aluminum with finish depending on the structure. Optional leather armrest covers. Available also without armrests.

Swivel auto-return mechanism: This special mechanism, not adjustable in height, allows the swivel chair to freely rotate and automatically returns it to its original position to keep the position of the meeting chairs always aligned. It is standard on the 4-star base models.

Height adjustment: Seat height can be adjusted a maximum of 12 cm with a lever. The gaslift complies to EN16955:2017.

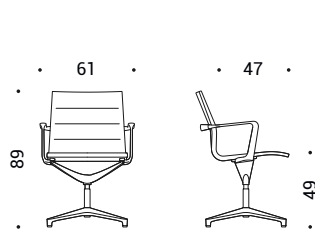
Tilt mechanism: An intuitive and effective tilt mechanism that instantly follows the user's movements. The particularly forward rotation point reduces pressure on the lower limbs while the chair rocks. The movement of the seat allows up to 13° of oscillation. The side knob allows to adapt the resistance of the tilting mechanism to the weight and sitting style of the user. Lever controls integrate the seat height adjustment, allow to lock/unlock the tilting mechanism in 4 positions and activate the backrest safety release.

Base: Four or five star base made of die-cast aluminum, with a polished, chromed or painted finish depending on the structure. Available with castors or plastic glides.

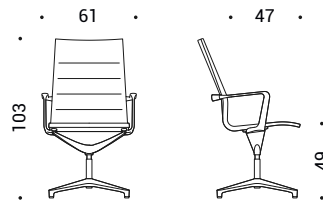
Castors: In black plastic with soft running surface for use on any type of flooring and a load depending safety brake complies to EN 12529:2001. Castor cover in chromed Zamak or black plastic, depending on the base finish, diam. 50 mm.

Glides: In black nylon base and soft-plastic glide, diam. 37 mm.

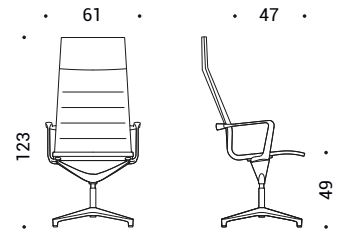
Dimensions



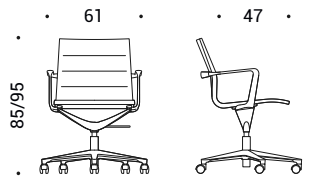
VAS.408 | Swivel chair, fixed height, swivel auto-return mechanism



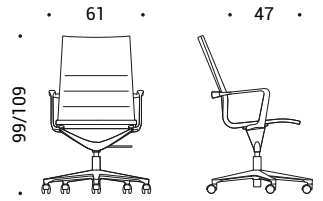
VAS.608 | Swivel chair, fixed height, swivel auto-return mechanism



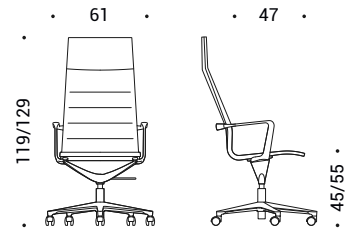
VAS.808 | Swivel chair, fixed height, swivel auto-return mechanism



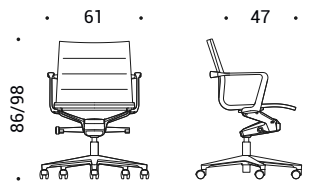
VAS.409 | Swivel chair, height adjustable



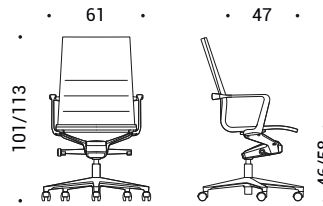
VAS.609 | Swivel chair, height adjustable



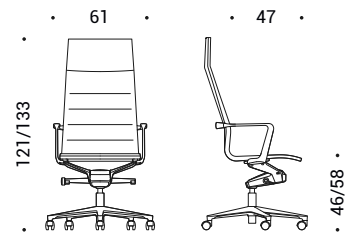
VAS.809 | Swivel chair, height adjustable



VAS.417 | Swivel chair, height adjustable, tilting mechanism with enhanced forward rotation



VAS.617 | Swivel chair, height adjustable, tilting mechanism with enhanced forward rotation



VAS.817 | Swivel chair, height adjustable, tilting mechanism with enhanced forward rotation

Valea Cantilever | Technical Specification



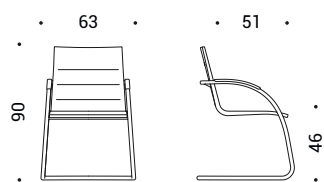
Structure: The tubular steel frame is a rigid structure able to maintain its shape even under conditions of considerable stress. Elastic bands stretched across the structure to support and distribute the weight of the body. Cold-foamed polyurethane with variable thickness. Available in two backrest heights.

Base: The Cantilever model is designed as a chair for visitors, meetings and conferences. The design integrates the armrests into the tubular steel structure with a round section and gives a domestic and relaxing appearance. The flexibility of the structure offers additional comfort by absorbing the dynamic force when sitting down. The metal tubes are integrated with the armrests and seem to continue directly in the aluminum structure of the frame, thus forming a perfect integration and continuity of the design.

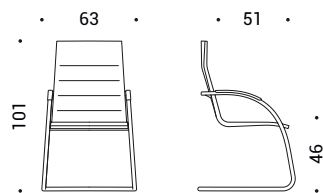
Seat and backrest: The leather or fabric upholstery is printed on a layer of flexible polyurethane in order to obtain a series of typical horizontal stripes. The double profile seams on the sides and on the back of the structure draw and characterize the profile of the seat.

Armrests: The plastic armrest have rounded edges and are fixed to base tubular section.

Dimensions



VLC.408 | Chair on cantilever base



VLC.608 | Chair on cantilever base

Valea Lounge | Technical Specification



Structure: The tubular steel frame is a rigid structure able to maintain its shape even under conditions of considerable stress. Elastic straps stretched on the structure to support and distribute the weight of the body. Visible load-bearing elements made of die-cast aluminum with polished, chromed or painted finish. Available in three backrest heights.

Seat and backrest: The leather or fabric upholstery is printed on a layer of flexible polyurethane in order to obtain a series of typical horizontal stripes. The stitching on the sides and on the back of the structure draw and characterize the profile of the seat.

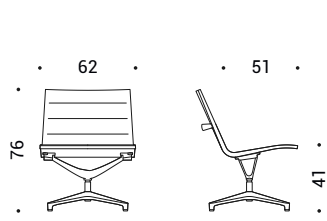
Armrests: Closed shape, made of die-cast aluminum with finish depending on the structure. Optional leather armrest covers. Available also without armrests.

Swivel mechanism: Multidirectional swivel movement.

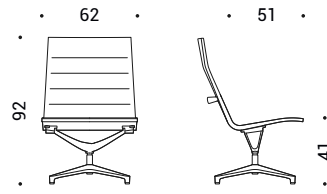
Base: Four star base with plastic glides made of die-cast aluminum, with a polished, chromed or painted finish depending on the structure.

Glides: In black nylon base and soft-plastic glide, diam. 37 mm.

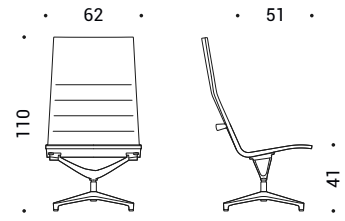
Dimensions



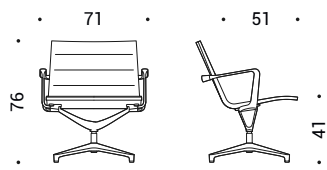
VAK.405 | Swivel chair



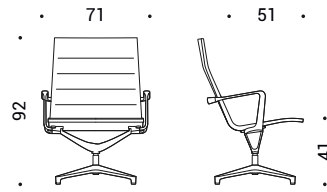
VAK.605 | Swivel chair



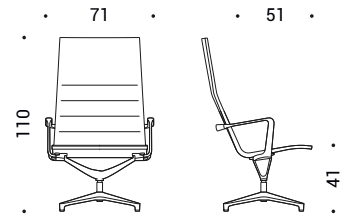
VAK.805 | Swivel chair



VAK.408 | Swivel chair



VAK.608 | Swivel chair



VAK.808 | Swivel chair

Product Finishes

Aluminum/Steel Structure | Structure, base, armrests



47 | Polished



55 | Chromed



115 | Black
Powder coated



100 | White
Powder coated




120 | Bronze
Powder coated

Plastic Material | Cantilever cover armrests




115 | Black


Fabric




Cat. B | Atlantic
(17 colors)




Cat. B | Mini
(7 colors)




Cat. B | Tonal
(15 colors)



Cat. C | Cura
(15 colors)




Cat. C | Mini Melange
(9 colors)




Cat. C | Sealife
(10 colors)




Cat. C | Sotega
(5 colors)




Cat. C | Step
(8 colors)



Cat. C | Step Melange
(8 colors)



Cat. F | Breeze Fusion
(5 colors)



Cat. F | Grain
(10 colors)

Leather



Cat. E | Leather
(15 colors)

Materials Certifications

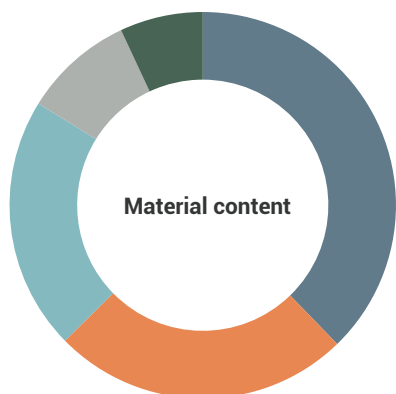
We use fabrics that guarantee high performance in terms of comfort, strength and sustainability. Attention to the health and safety of people and the environment are verified through globally-recognised product certification. Most of the upholstery we use for our seating collections is made from recycled materials which can also be reused at the end of their service life.



Sustainability

Our design and production philosophy is based on the pursuit of simplicity in order to create sustainable and durable collections. Our products have an unmistakable design which however is subjected to the carefull evaluation of any possible aspects to improve sustainability, durability and recyclability in accordance with the highest international standards. We believe that our responsible approach may effectively reduce environmental impact of our products throughout the entire lifecycle of the various components. We do not use chemicals hazardous or dangerous to the environment, and the materials we use are tested and evaluated for potentially harmful effects on human health and the environment. Where possible, we reduce packaging materials to a minimum, which also optimises transport volume.

Valea Chair



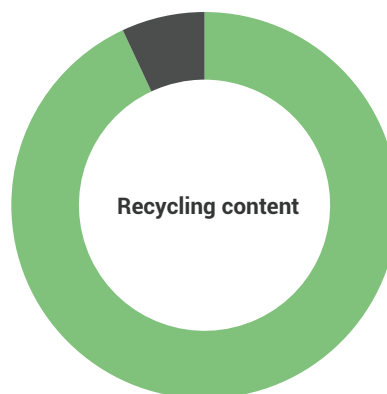
Materials		%
Aluminum	●	38
Polyurethane	●	25
Metal	●	21
Plastic	●	9
Miscellaneous	●	7
Total		15.4 kg

The materials we select meet high quality standards, guaranteeing durable and eco-friendly products.

At ICF, we use:

- Ecological and/or post-consumer recycled materials;
- Products free from formaldehyde and toxic substances;
- Finishes free from hexavalent chromium.

Each component of the seat can be disassembled for repair, reuse and recycling.



		%
Recycling	●	93
Not recycling	●	7

Valea Chair is a chair weighing approximately 15.4 kg and approximately 93% recyclable when completely and correctly separated.

Valea Chair is conceived in accordance with the guidelines of eco-design, a technical methodology applied during design of a product in order to reduce that product's carbon footprint and environmental impact.

Note:

Material and Recycling content percentages may vary depending on the specific model evaluated and consequently of the structural materials and finishes of the considered model.

The above sustainability contents refer to model VAL.609.

Certifications

- EN 16139:2013 - 1st level
- ANSI-BIFMA X5.1
- VOC Emission Test Report in compliance with DE-UZ 117, RAL GZ 430, EU Ecolabel, FEMB (Mini and Mini Melange upholsterys)
- CAM (Mini and Mini Melange upholsterys)
- Leed V4/V4.1 Beta (Mini and Mini Melange upholsterys)
- Ansi Bifma section 7.6.1/7.6.2/7.6.3 (Mini and Mini Melange upholsterys)
- Fire retardant Class 1 IM (Atlantic, Sotega and Leather upholsterys)

Valea Soft

Surrounding with Comfort



Valea Soft Collection



Part of a collection where aesthetics and comfort are seamlessly integrated, Valea Soft is enhanced by an added indulgence: a padded cushion meticulously designed to provide superior back support while elevating both style and ergonomics. Reflecting contemporary fashion trends, this latest evolution of Valea places color at the forefront, showcasing its modern flair for today's workspaces.

Valea Soft masterfully combines solidity and authority with exquisite comfort and visual appeal. Designed primarily as an executive model, its essential yet strikingly attractive shape makes a powerful statement in any setting. Every detail emphasizes its elegant lines, reinforcing the harmonious balance between form and function.

A defining characteristic of the Valea Soft collection is its sinuous, die-cast aluminum frame, available in polished, chrome, or painted finishes. This robust structure supports a steel frame shell, fitted with elastic bands to evenly distribute body weight, and padded with cold-foamed polyurethane of varying density. The seat is fully upholstered in either fabric or leather, finished with visible perimeter stitching, ensuring the user is enveloped in exceptional comfort.

Valea Soft conveys both authority and visual allure, enhancing any office environment with its distinctive style. Meticulous stitching and a range of finishes define its trendy, bold personality, while the generously wide seat guarantees a luxurious experience that remains refined down to the smallest detail.

Hand-selected leathers, prized for their softness and durability, are offered in a broad spectrum of colors. Valea Soft can be configured in three backrest heights versions, ideal for meeting rooms or executive offices, and equipped with height adjustment and a lockable rocking mechanism. Base options range from a 4-star base on glides to a 5-star base on casters, ensuring suitability for various work environments.

Die-cast aluminum armrests match the chair's structure, with optional leather covers available for an added touch of luxury. In cantilever variations, the rounded plastic armrests are fixed to the tubular base, contributing a sleek and functional design.

Through its refined details, contemporary finishes, and comfort-driven features, Valea Soft embodies a new paradigm of executive seating, where innovative technology and stylish elegance seamlessly converge.



Painted structure and upholstery in fabric, different bases and mechanism.



Chromed structure and upholstery in leather, different bases and mechanism.



Chromed structure and upholstery in fabric, different bases and mechanism.



Chromed structure and upholstery in leather, different bases and mechanism.



Chairs on cantilever, chromed structure and upholstery in fabric.



Chromed structure and upholstery in fabric, different bases and mechanism.

Valea Elle Soft | Technical Specification



Structure: The tubular steel frame is a rigid structure able to maintain its shape even under conditions of considerable stress. Elastic straps stretched on the structure to support and distribute the weight of the body. Cold-foamed polyurethane with variable density thickness. Visible load-bearing elements made of die-cast aluminum with polished, chromed or painted finish. Available in three backrest heights.

Seat and backrest: The leather or fabric upholstery is printed on a layer of flexible polyurethane in order to obtain a series of typical horizontal stripes. The stitching on the sides and on the back of the structure draw and characterize the profile of the seat. The upholstery is enriched by a padded cushion in polyurethane foam, covered in fabric or leather with visible perimeter seam.

Armrests: Closed shape, made of die-cast aluminum with finish depending on the structure. Optional leather armrest covers.

Swivel auto-return mechanism: This special mechanism, not adjustable in height, allows the swivel chair to freely rotate and automatically returns it to its original position to keep the position of the meeting chairs always aligned. It is standard on the 4-star base models.

Height adjustment: Seat height can be adjusted a maximum of 12 cm with a lever. The gaslift complies to EN16955:2017.

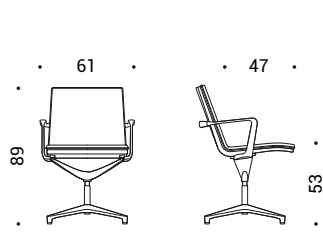
Tilt mechanism: An intuitive and effective tilt mechanism that instantly follows the user's movements. The particularly forward rotation point reduces pressure on the lower limbs while the chair rocks. The movement of the seat allows up to 13° of oscillation. The side knob allows to adapt the resistance of the tilting mechanism to the weight and sitting style of the user. Lever controls integrate the seat height adjustment, allow to lock/unlock the tilting mechanism in 4 positions and activate the backrest safety release.

Base: Four or five star base made of die-cast aluminum, with a polished, chromed or painted finish depending on the structure. Available with castors or plastic glides.

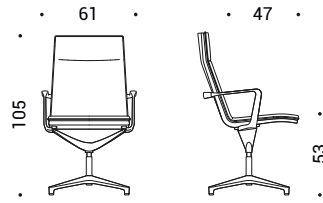
Castors: In black plastic with soft running surface for use on any type of flooring and a load depending safety brake complies to EN 12529:2001. Castor cover in chromed Zamak or black plastic, depending on the base finish, diam. 50 mm.

Glides: In black nylon base and soft-plastic glide, diam. 37 mm.

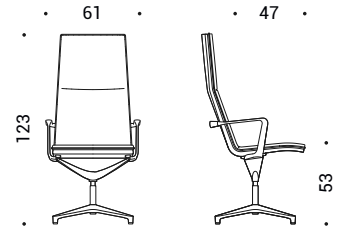
Dimensions



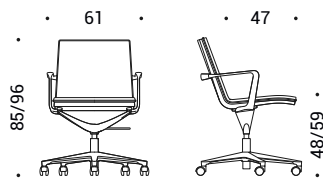
VLS.408 | Swivel chair, fixed height, auto-return mechanism



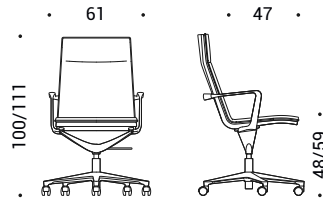
VLS.608 | Swivel chair, fixed height, auto-return mechanism



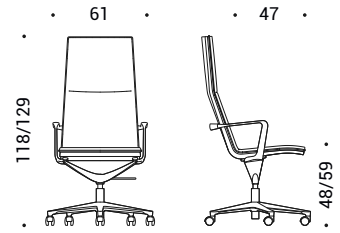
VLS.808 | Swivel chair, fixed height, auto-return mechanism



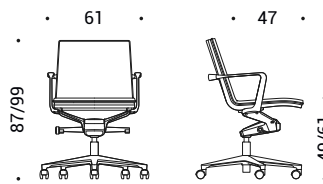
VLS.409 | Swivel chair, height adjustable



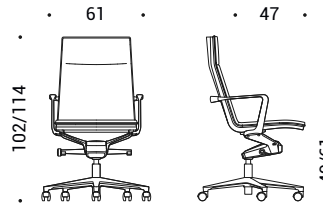
VLS.609 | Swivel chair, height adjustable



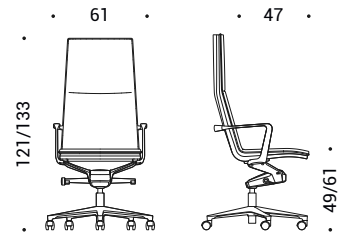
VLS.809 | Swivel chair, height adjustable



VLS.417 | Swivel chair, height adjustable, tilting mechanism enhanced forward rotation



VLS.617 | Swivel chair, height adjustable, tilting mechanism enhanced forward rotation



VLS.817 | Swivel chair, height adjustable, tilting mechanism enhanced forward rotation

Valea Esse Soft | Technical Specification



Structure: The tubular steel frame is a rigid structure able to maintain its shape even under conditions of considerable stress. Elastic bands stretched across the structure to support and distribute the weight of the body. Cold-foamed polyurethane with variable thickness. Visible load-bearing elements made of die-cast aluminum with polished, chromed or painted finish. Available in three backrest heights.

Seat and backrest: The leather or fabric upholstery is printed on a layer of flexible polyurethane in order to obtain a series of typical horizontal stripes. The double profile seams on the sides and on the back of the structure draw and characterize the profile of the seat.

Armrests: Closed shape, made of die-cast aluminum with finish depending on the structure. Optional leather armrest covers. Available also without armrests.

Swivel auto-return mechanism: This special mechanism, not adjustable in height, allows the swivel chair to freely rotate and automatically returns it to its original position to keep the position of the meeting chairs always aligned. It is standard on the 4-star base models.

Height adjustment: Seat height can be adjusted a maximum of 12 cm with a lever. The gaslift complies to EN16955:2017.

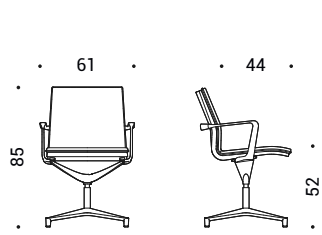
Tilt mechanism: An intuitive and effective tilt mechanism that instantly follows the user's movements. The particularly forward rotation point reduces pressure on the lower limbs while the chair rocks. The movement of the seat allows up to 13° of oscillation. The side knob allows to adapt the resistance of the tilting mechanism to the weight and sitting style of the user. Lever controls integrate the seat height adjustment, allow to lock/unlock the tilting mechanism in 4 positions and activate the backrest safety release.

Base: Four or five star base made of die-cast aluminum, with a polished, chromed or painted finish depending on the structure. Available with castors or plastic glides.

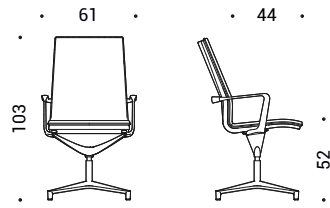
Castors: In black plastic with soft running surface for use on any type of flooring and a load depending safety brake complies to EN 12529:2001. Castor cover in chromed Zamak or black plastic, depending on the base finish, diam. 50 mm.

Glides: In black nylon base and soft-plastic glide, diam. 37 mm.

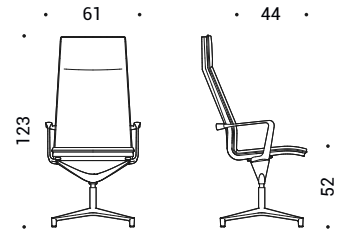
Dimensions



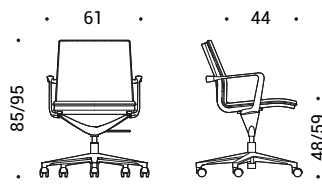
VAS.408 | Swivel chair, fixed height, swivel auto-return mechanism



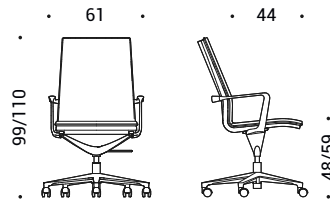
VAS.608 | Swivel chair, fixed height, swivel auto-return mechanism



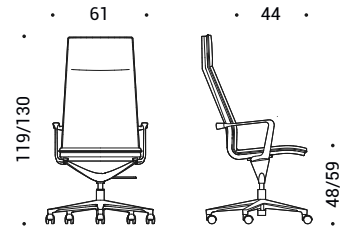
VAS.808 | Swivel chair, fixed height, swivel auto-return mechanism



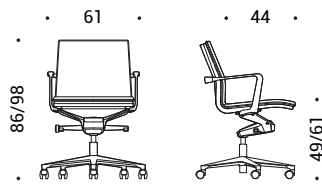
VAS.409 | Swivel chair, height adjustable



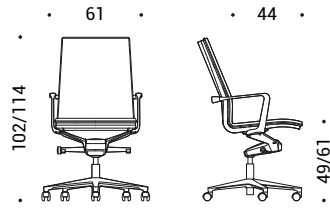
VAS.609 | Swivel chair, height adjustable



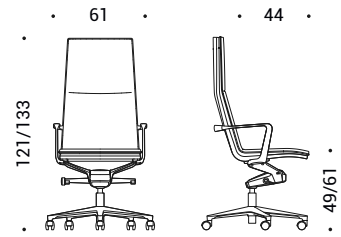
VAS.809 | Swivel chair, height adjustable



VAS.417 | Swivel chair, height adjustable, tilting mechanism with enhanced forward rotation



VAS.617 | Swivel chair, height adjustable, tilting mechanism with enhanced forward rotation



VAS.817 | Swivel chair, height adjustable, tilting mechanism with enhanced forward rotation

Valea Cantilever Soft | Technical Specification



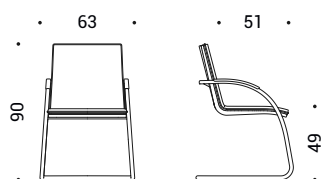
Structure: The tubular steel frame is a rigid structure able to maintain its shape even under conditions of considerable stress. Elastic bands stretched across the structure to support and distribute the weight of the body. Cold-foamed polyurethane with variable thickness. Available in two backrest heights.

Base: The Cantilever model is designed as a chair for visitors, meetings and conferences. The design integrates the armrests into the tubular steel structure with a round section and gives a domestic and relaxing appearance. The flexibility of the structure offers additional comfort by absorbing the dynamic force when sitting down. The metal tubes are integrated with the armrests and seem to continue directly in the aluminum structure of the frame, thus forming a perfect integration and continuity of the design.

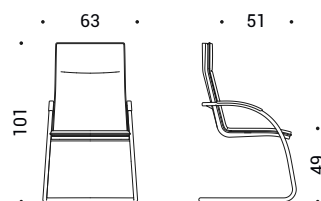
Seat and backrest: The leather or fabric upholstery is printed on a layer of flexible polyurethane in order to obtain a series of typical horizontal stripes. The double profile seams on the sides and on the back of the structure draw and characterize the profile of the seat.

Armrests: The plastic armrests have rounded edges and are fixed to the base tubular section.

Dimensions



VLCS.408 | Chair on cantilever base



VLCS.608 | Chair on cantilever base

Valea Lounge Soft | Technical Specification



Structure: The tubular steel frame is a rigid structure able to maintain its shape even under conditions of considerable stress. Elastic straps stretched on the structure to support and distribute the weight of the body. Visible load-bearing elements made of die-cast aluminum with polished, chromed or painted finish. Available in three backrest heights.

Seat and backrest: The leather or fabric upholstery is printed on a layer of flexible polyurethane in order to obtain a series of typical horizontal stripes. The double profile seams on the sides and on the back of the structure draw and characterize the profile of the seat.

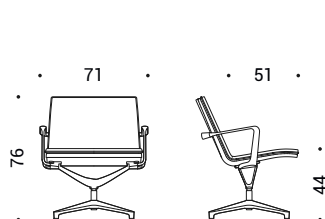
Armrests: Closed shape, made of die-cast aluminum with finish depending on the structure. Optional leather armrest covers. Available also without armrests.

Swivel mechanism: Multidirectional swivel movement.

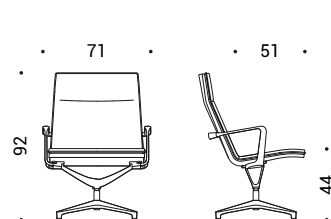
Base: Four star base with plastic glides made of die-cast aluminum, with a polished, chromed or painted finish depending on the structure.

Glides: In black nylon base and soft-plastic glide, diam. 37 mm.

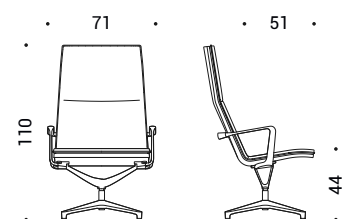
Dimensions



VKS.408 | Swivel chair



VKS.608 | Swivel chair



VKS.808 | Swivel chair

Product Finishes

Aluminum/Steel Structure | Structure, base, armrests



47 | Polished



55 | Chromed



115 | Black
Powder coated



100 | White
Powder coated




120 | Bronze
Powder coated

Plastic Material | Cantilever cover armrests




115 | Black


Fabric




Cat. B | Atlantic
(17 colors)




Cat. B | Mini
(7 colors)




Cat. B | Tonal
(15 colors)



Cat. C | Cura
(15 colors)




Cat. C | Mini Melange
(9 colors)




Cat. C | Sealife
(10 colors)




Cat. C | Sotega
(5 colors)




Cat. C | Step
(8 colors)



Cat. C | Step Melange
(8 colors)



Cat. F | Breeze Fusion
(5 colors)



Cat. F | Grain
(10 colors)

Leather



Cat. E | Leather
(15 colors)



Cat. H | Premium Leather
(12 colors)

Materials Certifications

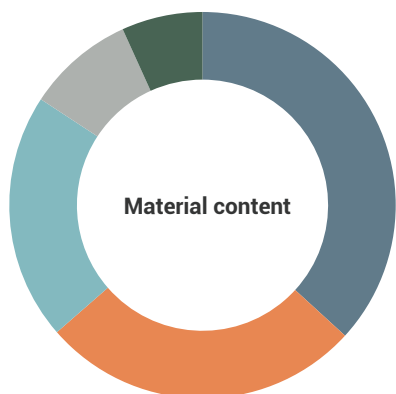
We use fabrics that guarantee high performance in terms of comfort, strength and sustainability. Attention to the health and safety of people and the environment are verified through globally-recognised product certification. Most of the upholstery we use for our seating collections is made from recycled materials which can also be reused at the end of their service life.



Sustainability

Our design and production philosophy is based on the pursuit of simplicity in order to create sustainable and durable collections. Our products have an unmistakable design which however is subjected to the careful evaluation of any possible aspects to improve sustainability, durability and recyclability in accordance with the highest international standards. We believe that our responsible approach may effectively reduce environmental impact of our products throughout the entire lifecycle of the various components. We do not use chemicals hazardous or dangerous to the environment, and the materials we use are tested and evaluated for potentially harmful effects on human health and the environment. Where possible, we reduce packaging materials to a minimum, which also optimises transport volume.

Valea Soft



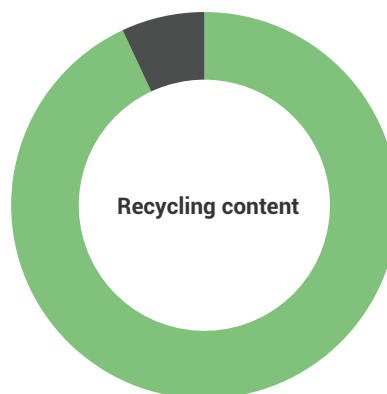
Materials		%
Aluminum	●	37
Polyurethane	●	27
Metal	●	20
Plastic	●	9
Miscellaneous	●	7
Total		15.8 kg

The materials we select meet high quality standards, guaranteeing durable and eco-friendly products.

At ICF, we use:

- Ecological and/or post-consumer recycled materials;
- Products free from formaldehyde and toxic substances;
- Finishes free from hexavalent chromium.

Each component of the seat can be disassembled for repair, reuse and recycling.



		%
Recycling	●	93
Not recycling	●	7

Valea Soft is a chair weighing approximately 15.8 kg and approximately 93% recyclable when completely and correctly separated.

Valea Soft is conceived in accordance with the guidelines of eco-design, a technical methodology applied during design of a product in order to reduce that product's carbon footprint and environmental impact.

Note:

Material and Recycling content percentages may vary depending on the specific model evaluated and consequently of the structural materials and finishes of the considered model.

The above sustainability contents refer to model VLS.609.

Certifications

- EN 16139:2013 - 1st level
- ANSI-BIFMA X5.1

Stick Chair

The Multipurpose Chair



Stick Skid Base

The Functionality of Multipurpose Chair



Stick Skid Base



The Stick Chair exemplifies the pinnacle of modern multipurpose seating, seamlessly blending efficient material usage, exceptional transparency, superior comfort, lightweight construction, and effortless handling. It sets new benchmarks in design, innovation, and quality, making it the ideal choice for office environments where both functionality and aesthetics are paramount.

The Stick Chair family integrates classic functional and structural elements into a cohesive range thoughtfully developed from the outset. Featuring various base options - including Skid, Stool, 4- and 5-Star, 4-Leg, and Cantilever bases - Stick Chairs offer comprehensive solutions for meeting rooms, visitor areas, conference settings, multipurpose zones, and private offices. The unified design language ensures visual harmony across different structures and finishes, enhancing any workspace seamlessly.

Minimum amount of material employed, maximum breathability, great comfort, extreme lightness and easy handling. The Stick Chair Skid base sums up the characteristics of the modern multi-purpose armchair. It sets new reference standards in terms of design, innovation and quality for furnishing work areas, where functional characteristics are just as important as having a convincing look.

Designed for ease of movement, Stick Chairs are lightweight and compact, facilitating daily handling by office staff. Their superior stacking capabilities - up to 15 units without a trolley and 22 with one - are achieved through innovative structural design and thin Monoframe upholstery. Whether in offices, retail spaces, hospitality venues, educational institutions, healthcare facilities, or recreational areas, Stick Chairs excel in environments that demand flexibility, space efficiency, and budget-conscious solutions.

The shell is made of die-cast aluminum side elements that support the upholstery sheet: a suspension in mesh or in fabric or leather with high elasticity characteristics.

The handle, supporting the backrest, facilitates its movement. Tubular metal base with reduced section. The result is a light, robust and practical chair.



Chromed structure and upholstery in mesh.



Painted structure and upholstery in fabric.



Painted structure and upholstery in fabric.



Chromed structure and upholstery in mesh.



Chromed structure and upholstery in fabric.



Chromed structure, seat and backrest fully upholstered in fabric.



Chromed structure and upholstery in mesh.



Chromed structure and upholstery in fabric.



Painted structure and upholstery in fabric.

Stick Skid Base | Technical Specification



Structure: Die-cast aluminum or plastic side elements and crosspieces elements fixed together. The resulting frame is a rigid structure able to maintain its shape even under conditions of considerable stress and also functions as a specific support for the elastic mesh and the fabric or leather upholstery. Available with low or high back and in two different finishes: chromed or painted.

Seat and backrest: The seat and backrest are made of a single flexible sheet in elastic material, tensioned in suspension on the perimeter structure. The mesh sheet ensures full breathability and thorough air circulation and is available in nylon mesh (single-color - 75% vinyl resin, 25% polyester) or in elastic mesh (two-toned effect - 70% polyester elastomer, 30% polyester). The fabric or leather sheet is pressed onto a central layer of high-resistance technical material and two layers of flexible polyurethane. The leather covering includes an eco-leather back with predetermined color combinations.

Armrests: Open shaped armrests made according to the models: in thermoplastic material reinforced with glass fibre and finish depending on the structure; in die-cast aluminum with finish depending on the structure and optional plastic cover. The armrests can be dismantled and replaced on site. Also available without armrests.

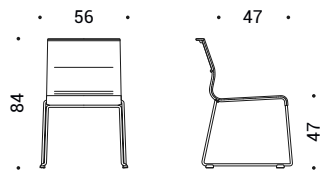
Base: Skid base chair in chromed or painted round steel rod, diam. 14 mm.

Glides: In transparent polycarbonate. They are suitable for the linking of the chairs in a row.

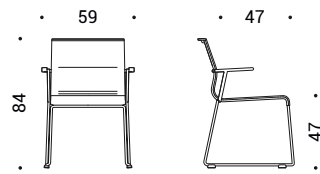
Stackability | The chairs only weigh 4.4 kg each, which allows for simple and intuitive stacking by adding only 22 mm between chairs. Chair with aluminum armrests: stackable up to 8 units in height, or up to 18 if using a wheeled trolley designed for the purpose. Chair with plastic armrests: stackable up to 15 units in height, or up to 22 if using a wheeled trolley designed for the purpose.

Accessories: Stacking trolley in coated steel tubular sections. Black color, with castors for any type of flooring, two of which are directional castors with brakes. Optional writing tablet in black plastic, dimension 356x250 mm.

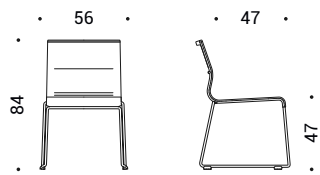
Dimensions



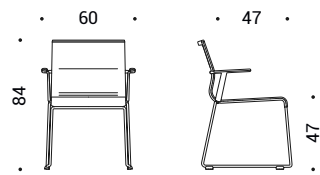
STK.500 | Chair on skid base



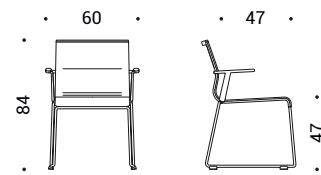
STK.550 | Chair on skid base, backrest handle and armrests in plastic



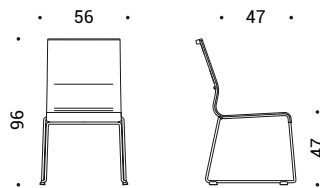
ATK.500 | Chair on skid base



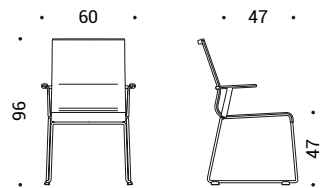
ATK.550 | Chair on skid base, backrest handle and armrests in aluminum, armrests cover in plastic



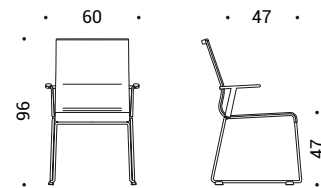
ATK.552 | Chair on skid base, backrest handle and armrests in aluminum



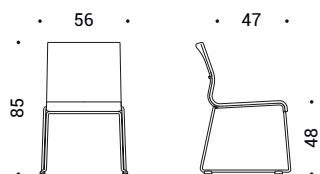
ATK.520 | Chair on skid base



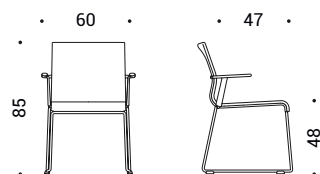
ATK.570 | Chair on skid base, backrest handle and armrests in aluminum, armrests cover in plastic



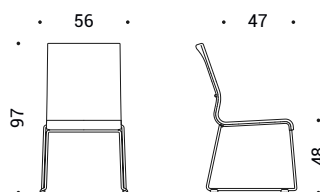
ATK.572 | Chair on skid base, backrest handle and armrests in aluminum



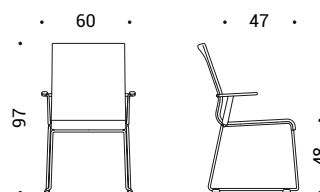
ETK.500 | Chair on skid base



ETK.552 | Chair on skid base, armrests in aluminum



ETK.520 | Chair on skid base



ETK.572 | Chair on skid base, armrests in aluminum

Stick Stool | Technical Specification



Structure: Die-cast aluminum or plastic side elements and crosspieces elements fixed together. The resulting frame is a rigid structure able to maintain its shape even under conditions of considerable stress and also functions as a specific support for the elastic mesh and the fabric or leather padding. Available with low or high back and in three different finishes: polished, chromed or painted.

Seat and backrest: The seat and backrest are made of a single flexible sheet in elastic material, tensioned in suspension on the perimeter structure. The mesh sheet ensures full breathability and thorough air circulation and is available in nylon mesh (single-color - 75% vinyl resin, 25% polyester) or in elastic mesh (two-toned effect - 70% polyester elastomer, 30% polyester). The fabric or leather sheet is pressed onto a central layer of high-resistance technical material and two layers of flexible polyurethane. The leather covering includes an eco-leather back with predetermined color combinations.

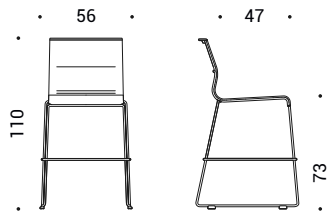
Armrests: Open shaped armrests made of thermoplastic material reinforces with glass fibre and color depending on the structure. The armrests can be dismantled and replaced on site. Available also without armrests.

Base: Skid base in chromed or painted round steel rod, diam. 14 mm.

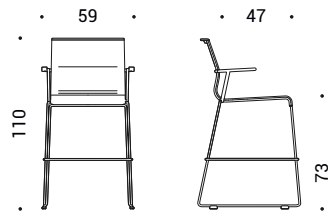
Footring: Steel tubular integrated into the base.

Glides: Transparent polycarbonate.

Dimensions



STK.600 | Stool on skid base, backrest handle in plastic



STK.650 | Stool on skid base, backrest handle and armrests in plastic

Product Finishes

Steel/Aluminum Structure | Structure, base, armrests



55 | Chromed



115 | Black
Powder coated



095 | Grey
Powder coated



100 | White
Powder coated

Plastic Material | Structure, backrest handle, armrests



115 | Black




095 | Grey




100 | White


Fabric




Cat. B | Atlantic
(17 colors)




Cat. B | Mini
(7 colors)




Cat. B | Tonal
(15 colors)




Cat. C | Cura
(15 colors)




Cat. C | Mini Melange
(9 colors)




Cat. C | Sealife
(10 colors)




Cat. C | Sotega
(5 colors)




Cat. C | Step
(8 colors)



Cat. C | Step Melange
(8 colors)




Cat. F | Breeze Fusion
(5 colors)




Cat. F | Grain
(10 colors)


Mesh



Cat. N | Mesh
(5 colors)



Cat. X | Elastic Mesh
(7 colors)



Cat. E | Leather
(15 colors)



Cat. H | Premium Leather
(10 colors)

Leather

Materials Certifications

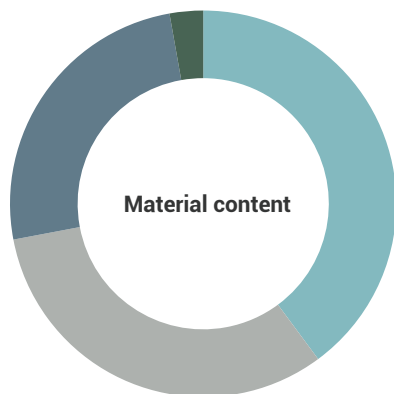
We use fabrics that guarantee high performance in terms of comfort, strength and sustainability. Attention to the health and safety of people and the environment are verified through globally-recognised product certification. Most of the upholstery we use for our seating collections is made from recycled materials which can also be reused at the end of their service life.



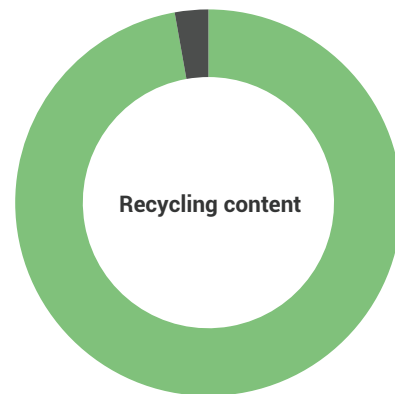
Sustainability

Our design and production philosophy is based on the pursuit of simplicity in order to create sustainable and durable collections. Our products have an unmistakable design which however is subjected to the careful evaluation of any possible aspects to improve sustainability, durability and recyclability in accordance with the highest international standards. We believe that our responsible approach may effectively reduce environmental impact of our products throughout the entire lifecycle of the various components. We do not use chemicals hazardous or dangerous to the environment, and the materials we use are tested and evaluated for potentially harmful effects on human health and the environment. Where possible, we reduce packaging materials to a minimum, which also optimises transport volume.

Stick Skid Base



Materials		%
Metal	●	40
Plastic	●	32
Aluminum	●	25
Miscellaneous	●	3
Total		7.2 kg



		%
Recycling	●	97
Not recycling	●	3

The materials we select meet high quality standards, guaranteeing durable and eco-friendly products.

At ICF, we use:

- Ecological and/or post-consumer recycled materials;
- Products free from formaldehyde and toxic substances;
- Finishes free from hexavalent chromium.

Each component of the seat can be disassembled for repair, reuse and recycling.

Stick Skid Base is a chair weighing approximately 7.2 kg and approximately 97% recyclable when completely and correctly separated.

Stick Chair is conceived in accordance with the guidelines of eco-design, a technical methodology applied during design of a product in order to reduce that product's carbon footprint and environmental impact.

Note:

Material and Recycling content percentages may vary depending on the specific model evaluated and consequently of the structural materials and finishes of the considered model.

The above sustainability contents refer to model ATK.550.

Certifications

- EN 16139:2013 - 1st level
- VOC Emission Test Report in compliance with AgBB (Mini and Mini Melange upholstery)
- CAM (Mini and Mini Melange upholstery)
- Leed V4/V4.1 Beta (Mini and Mini Melange upholstery)
- Fire retardant Class 1 IM (Mini, Mini Melange, Sotega and Leather upholstery)
- Fire retardant Class 1 (Mesh N upholstery)

Stick 4/5 Star Base

Elegant and Harmonious Forms



Stick 4/5 Star Base



The Stick Chair exemplifies the pinnacle of modern multipurpose seating, seamlessly blending efficient material usage, exceptional transparency, superior comfort, lightweight construction, and effortless handling. It sets new benchmarks in design, innovation, and quality, making it the ideal choice for office environments where both functionality and aesthetics are paramount.

The Stick Chair family integrates classic functional and structural elements into a cohesive range thoughtfully developed from the outset. Featuring various base options - including Skid, Stool, 4- and 5-Star, 4-Leg, and Cantilever bases - Stick Chairs offer comprehensive solutions for meeting rooms, visitor areas, conference settings, multipurpose zones, and private offices. The unified design language ensures visual harmony across different structures and finishes, enhancing any workspace seamlessly.

The Stick Chair in the 4- and 5-Star base version has been designed to meet the multiple uses that today office and contract spaces requires. In these new scenarios, where seating is used in shared arrangements by multiple users, or with different purpose from one another, even the characteristics of a multipurpose chair must be designed in a transversal manner. Stick Chair can be a functional and flexible task chair, to a classic and comfortable meeting chair or a training room and multipurpose chair.

Despite their minimalist design, Stick Chairs on 4- and 5-star base offer outstanding comfort. The Monoframe seat construction ensures even weight distribution, excellent ventilation, and breathability. Ergonomically designed with a curved front lip, the chairs provide lumbar support and subtle flexibility, enhancing user comfort during extended use.

Die-cast aluminum structure in painted, polished or chromed finish. Available with two backrest heights, with or without armrests. Seat and backrest made of a breathable mesh or upholstered in fabric or leather.

Tilting mechanism with advanced tilting-point and multipoint lock lever. Height adjustment with pneumatic gas lift. Four-star base on glides or five-star base on castors.



Painted structure and upholstery in mesh.



Painted structure and upholstery in mesh.



Chromed structure and upholstery in mesh.



Painted structure and upholstery in fabric, different bases and mechanism.



Chromed structure and upholstery in fabric, different bases and mechanism.



Painted structure and upholstery in fabric, different bases and mechanism.



Chromed structure, seat and backrest fully upholstered in leather, different bases and mechanism.



Chromed structure, seat and backrest fully upholstered in leather, different bases and mechanism.



Chromed structure, seat and backrest fully upholstered in fabric, different bases and mechanism.

Stick 4/5 Star Base | Technical Specification



Structure: Die-cast aluminum side elements and crosspieces elements fastened together. The resulting frame is a rigid structure able to maintain its shape even under conditions of considerable stress and also functions as a specific support for the elastic mesh and the fabric or leather padding. Available with low or high back and in three different finishes: polished, chromed or painted.

Seat and backrest: The seat and backrest are made of a single flexible sheet in elastic material, tensioned in suspension on the perimeter structure. The mesh sheet ensures full breathability and thorough air circulation and is available in nylon mesh (single-color - 75% vinyl resin, 25% polyester) or in elastic mesh (two-toned effect - 70% polyester elastomer, 30% polyester). The fabric or leather sheet is pressed onto a central layer of high-resistance technical material and two layers of flexible polyurethane. The leather covering includes an eco-leather back with predetermined color combinations.

Armrests: Open shaped armrest made of die-cast aluminum with finish depending on the structure and optional plastic cover. The armrests can be dismantled and replaced on site. Available also without armrests.

Swivel auto-return mechanism: This special mechanism, not adjustable in height, allows the swivel chair to freely rotate and automatically returns it to its original position to keep the position of the meeting chairs always aligned. It is standard on the 4-star base models.

Height adjustment: Seat height can be adjusted a maximum of 10 cm with a lever. The gaslift complies to EN16955:2017.

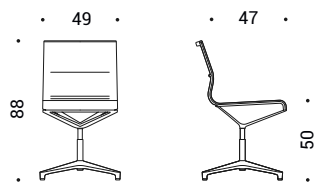
Tilt mechanism: An intuitive and effective tilt mechanism that instantly follows the user's movements. The particularly forward rotation point reduces pressure on the lower limbs while the chair rocks. The movement of the seat allows up to 16 ° of oscillation. The side knob allows to adapt the resistance of the tilting mechanism to the weight and sitting style of the user. Lever controls integrate the seat height adjustment, allow to lock/unlock the tilting mechanism.

Base: Four or five star base made of die-cast aluminum, with a polished, chromed or painted finish depending on the structure. Available with castors or plastic glides.

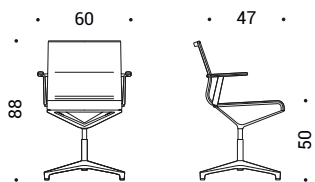
Castors: In black plastic with soft running surface for use on any type of flooring and a load depending safety brake complies to EN 12529:2001. Castor cover in chromed Zamak or black plastic, depending on the base finish, diam. 50 mm.

Glides: In black nylon base and soft-plastic glide, diam. 37 mm.

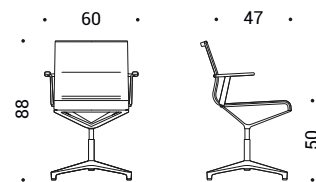
Dimensions | Stick ATK



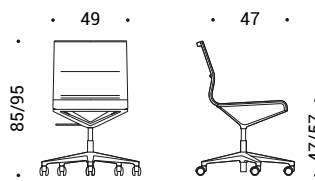
ATK.201 | Swivel chair, fixed height, swivel auto-return mechanism, backrest handle in aluminum



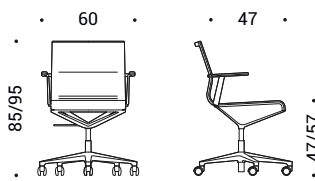
ATK.251 | Swivel chair, fixed height, swivel auto-return mechanism, backrest handle and armrests in aluminum with cover in plastic



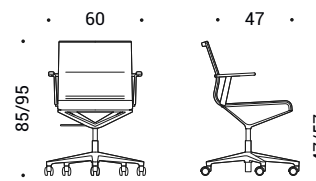
ATK.252 | Swivel chair, fixed height, swivel auto-return mechanism, backrest handle and armrests in aluminum



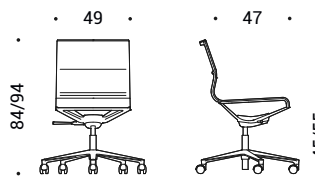
ATK.101 | Swivel chair, height adjustable, backrest handle in aluminum



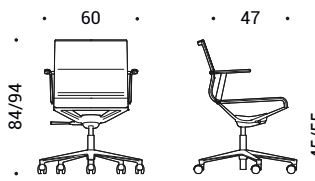
ATK.151 | Swivel chair, height adjustable, backrest handle and armrests in aluminum with cover in plastic



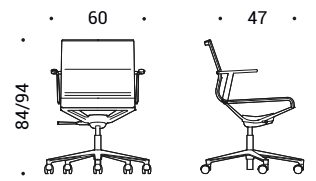
ATK.152 | Swivel chair, height adjustable, backrest handle and armrests in aluminum



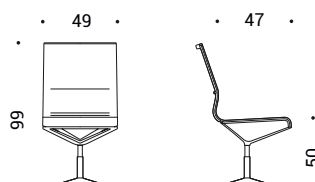
ATK.301T | Swivel chair, height adjustable, tilting mechanism, backrest handle in aluminum



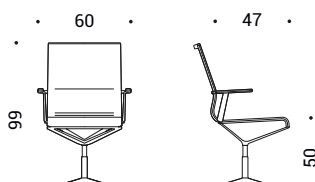
ATK.351T | Swivel chair, height adjustable, tilting mechanism, backrest handle and armrests in aluminum with cover in plastic



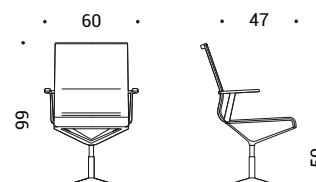
ATK.352T | Swivel chair, height adjustable, tilting mechanism, backrest handle and armrests in aluminum



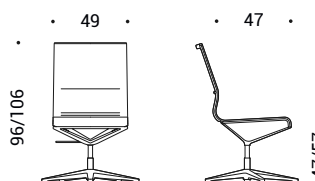
ATK.221 | Swivel chair, fixed height, swivel auto-return mechanism, backrest handle in aluminum



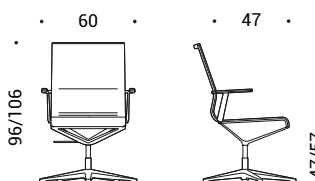
ATK.271 | Swivel chair, fixed height, swivel auto-return mechanism, backrest handle and armrests in aluminum with cover in plastic



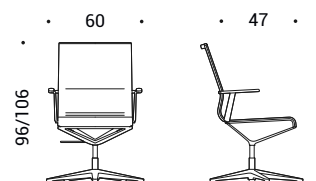
ATK.272 | Swivel chair, fixed height, swivel auto-return mechanism, backrest handle and armrests in aluminum



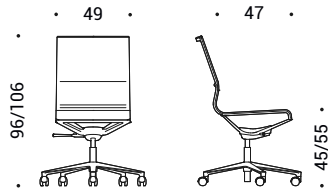
ATK.121 | Swivel chair, height adjustable, backrest handle in aluminum



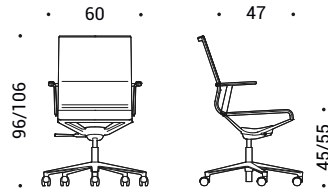
ATK.171 | Swivel chair, height adjustable, backrest handle and armrests in aluminum with cover in plastic



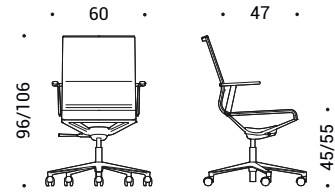
ATK.172 | Swivel chair, height adjustable, backrest handle and armrests in aluminum



ATK.321T | Swivel chair, height adjustable, tilting mechanism, backrest handle in aluminum

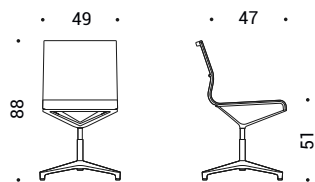


ATK.371T | Swivel chair, height adjustable, tilting mechanism, backrest handle and armrests in aluminum with cover in plastic

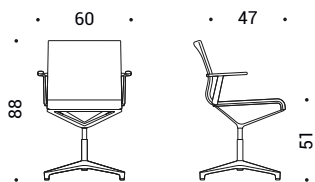


ATK.372T | Swivel chair, height adjustable, tilting mechanism, backrest handle and armrests in aluminum

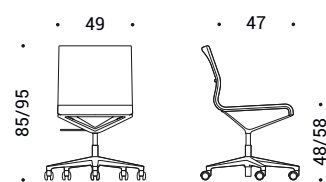
Dimensions | Stick ETK



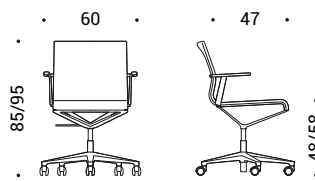
ETK.201 | Swivel chair, fixed height, swivel auto-return mechanism



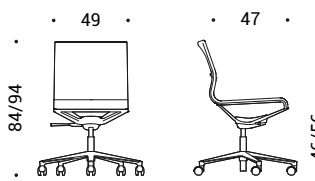
ETK.252 | Swivel chair, fixed height, swivel auto-return mechanism, armrests in aluminum



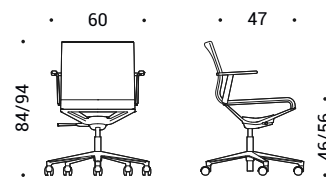
ETK.101 | Swivel chair, height adjustable



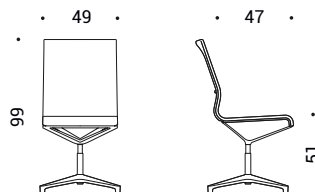
ETK.152 | Swivel chair, height adjustable, armrests in aluminum



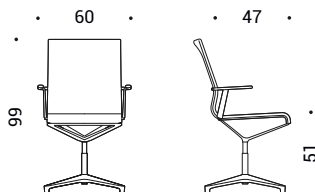
ETK.301T | Swivel chair, height adjustable, tilting mechanism



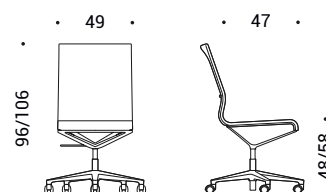
ETK.352T | Swivel chair, height adjustable, tilting mechanism, armrests in aluminum



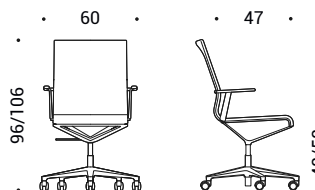
ETK.221 | Swivel chair, fixed height, swivel auto-return mechanism



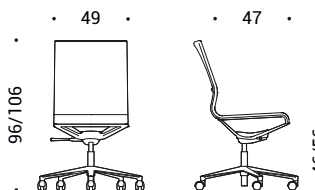
ETK.272 | Swivel chair, fixed height, swivel auto-return mechanism, armrests in aluminum



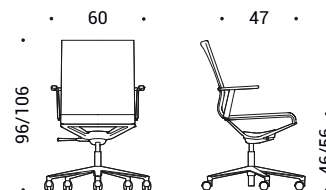
ETK.121 | Swivel chair, height adjustable



ETK.172 | Swivel chair, height adjustable, armrests in aluminum



ETK.321T | Swivel chair, height adjustable, tilting mechanism



ETK.372T | Swivel chair, height adjustable, tilting mechanism, armrests in aluminum

Product Finishes

Steel/Aluminum Structure | Structure, base, armrests



47 | Polished



55 | Chromed

Plastic Material | Structure, backrest handle, armrests



115 | Black




095 | Grey




100 | White


Fabric




Cat. B | Atlantic
(17 colors)




Cat. B | Mini
(7 colors)




Cat. B | Tonal
(15 colors)




Cat. C | Cura
(15 colors)




Cat. C | Mini Melange
(9 colors)




Cat. C | Sealife
(10 colors)




Cat. C | Sotega
(5 colors)




Cat. C | Step
(8 colors)



Cat. C | Step Melange
(8 colors)




Cat. F | Breeze Fusion
(5 colors)




Cat. F | Grain
(10 colors)

Mesh



Cat. N | Mesh
(5 colors)



Cat. X | Elastic Mesh
(7 colors)



Cat. E | Leather
(15 colors)



Cat. H | Premium Leather
(10 colors)

Leather

Materials Certifications

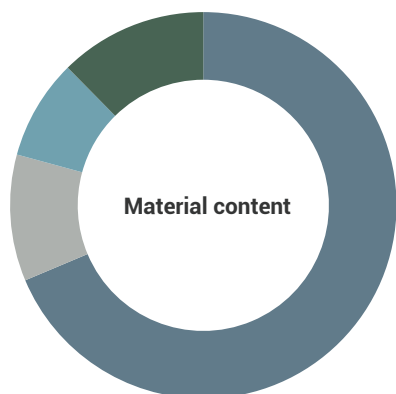
We use fabrics that guarantee high performance in terms of comfort, strength and sustainability. Attention to the health and safety of people and the environment are verified through globally-recognised product certification. Most of the upholstery we use for our seating collections is made from recycled materials which can also be reused at the end of their service life.



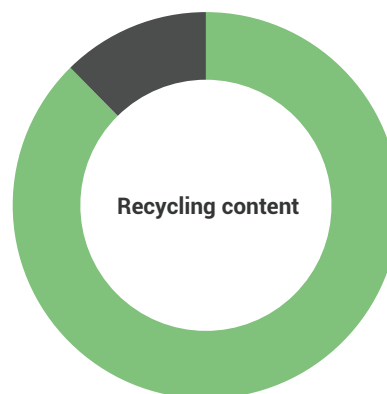
Sustainability

Our design and production philosophy is based on the pursuit of simplicity in order to create sustainable and durable collections. Our products have an unmistakable design which however is subjected to the careful evaluation of any possible aspects to improve sustainability, durability and recyclability in accordance with the highest international standards. We believe that our responsible approach may effectively reduce environmental impact of our products throughout the entire lifecycle of the various components. We do not use chemicals hazardous or dangerous to the environment, and the materials we use are tested and evaluated for potentially harmful effects on human health and the environment. Where possible, we reduce packaging materials to a minimum, which also optimises transport volume.

Stick 4/5 Star Base



Materials		%
Aluminum	●	69
Plastic	●	11
Metal	●	8
Miscellaneous	●	12
Total		8.9 kg



		%
Recycling	●	88
Not recycling	●	12

The materials we select meet high quality standards, guaranteeing durable and eco-friendly products.

At ICF, we use:

- Ecological and/or post-consumer recycled materials;
- Products free from formaldehyde and toxic substances;
- Finishes free from hexavalent chromium.

Each component of the seat can be disassembled for repair, reuse and recycling.

Stick 4/5 Star Base is a chair weighing approximately 8.9 kg and approximately 88% recyclable when completely and correctly separated.

Stick Chair is conceived in accordance with the guidelines of eco-design, a technical methodology applied during design of a product in order to reduce that product's carbon footprint and environmental impact.

Note:

Material and Recycling content percentages may vary depending on the specific model evaluated and consequently of the structural materials and finishes of the considered model.

The above sustainability contents refer to model ATK.101.

Certifications

- EN 16139:2013 - 1st level
- VOC Emission Test Report in compliance with AgBB (Mini and Mini Melange upholstery)
- CAM (Mini and Mini Melange upholstery)
- Leed V4/V4.1 Beta (Mini and Mini Melange upholstery)
- Fire retardant Class 1 IM (Mini, Mini Melange, Sotega and Leather upholstery)
- Fire retardant Class 1 (Mesh N upholstery)

Stick Quattro

Style and Originality



ICF

Stick Quattro



The Stick Chair exemplifies the pinnacle of modern multipurpose seating, seamlessly blending efficient material usage, exceptional transparency, superior comfort, lightweight construction, and effortless handling. It sets new benchmarks in design, innovation, and quality, making it the ideal choice for office environments where both functionality and aesthetics are paramount.

The Stick Chair family integrates classic functional and structural elements into a cohesive range thoughtfully developed from the outset. Featuring various base options - including Skid, Stool, 4- and 5-Star, 4-Leg, and Cantilever bases - Stick Chairs offer comprehensive solutions for meeting rooms, visitor areas, conference settings, multipurpose zones, and private offices. The unified design language ensures visual harmony across different structures and finishes, enhancing any workspace seamlessly.

With its clean, essential lines, the Stick Chair Quattro presents the perfect combination of features of the modern multi-purpose chair, where practicality and functionality merge together to form a winning look. It retains the more important characteristics of the Stick line, enriched with details that make it particularly elegant. The four-legged aluminum base conveys an image of stability that intensifies thanks to the careful choice of materials.

The frame structure in die-cast aluminum, extremely robust and durable, gives elegance and makes this chair a refined choice for sophisticated representative spaces. The upholstery is made of a characteristic suspension in breathable elastic mesh or covered in fabric or leather and it is available in various colors that contribute to creating a fresh and light but highly professional environment. Stick Chair Quattro is perfect for furnishing meeting rooms, visitor areas, libraries, hotels and conference rooms.



Chromed structure and upholstery in fabric.



Painted structure and upholstery in fabric.



Chromed structure, seat and backrest fully upholstered in fabric.

Stick Quattro | Technical Specification



Structure: Die-cast aluminum side elements and crosspieces elements fastened together. The resulting frame is a rigid structure able to maintain its shape even under conditions of considerable stress and also functions as a specific support for the elastic mesh and the fabric or leather padding. Available with low or high back and in three different finishes: polished, chromed or painted.

Seat and backrest: The seat and backrest are made of a single flexible sheet in elastic material, tensioned in suspension on the perimeter structure. The mesh sheet ensures full breathability and thorough air circulation and is available in nylon mesh (single-color - 75% vinyl resin, 25% polyester) or in elastic mesh (two-toned effect - 70% polyester elastomer, 30% polyester). The fabric or leather sheet is pressed onto a central layer of high-resistance technical material and two layers of flexible polyurethane. The leather covering includes an eco-leather back with predetermined color combinations.

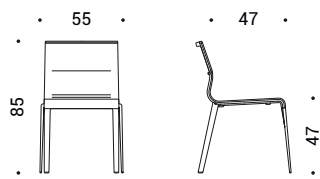
Armrests: Open shape armrests made of die-cast aluminum with finish depending on the structure and optional plastic cover. The armrests can be dismantled and replaced on site. Available also without armrests.

Base: Four legs base in die-cast aluminum with polished, chromed or painted finish.

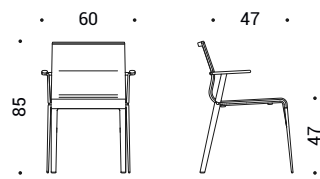
Glides: In polypropylene.

Stackability: Stackable up to 8 pieces with mesh cover and up to 4 pieces with fabric or leather cover.

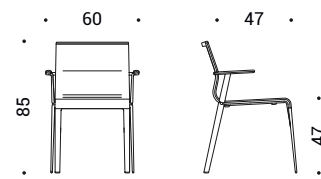
Dimensions



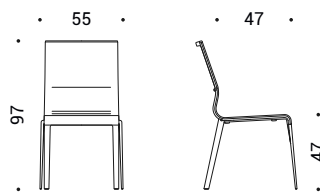
ATK.800 | Chair 4 legs, backrest handle in aluminum



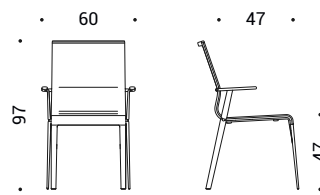
ATK.852 | Chair 4 legs, backrest handle and armrests in aluminum



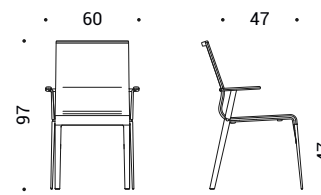
ATK.850 | Chair 4 legs, backrest handle and armrests in aluminum with cover in plastic



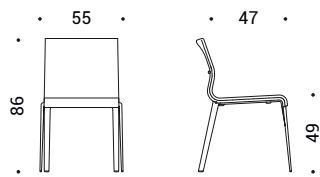
ATK.820 | Chair 4 legs, backrest handle in aluminum



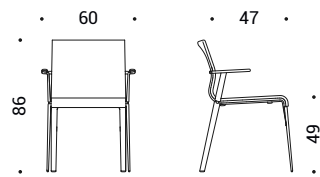
ATK.872 | Chair 4 legs, backrest handle and armrests in aluminum



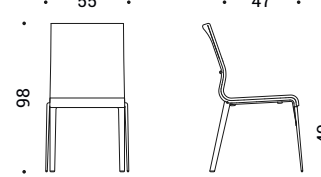
ATK.870 | Chair 4 legs, backrest handle and armrests in aluminum with cover in plastic



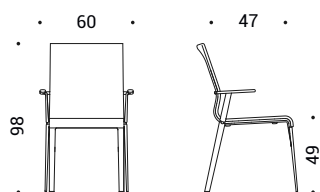
ETK.800 | Chair 4 legs



ETK.852 | Chair 4 legs, armrests in aluminum



ETK.820 | Chair 4 legs



ETK.872 | Chair 4 legs, armrests in aluminum

Product Finishes

Steel/Aluminum Structure | Structure, base, armrests



47 | Polished



55 | Chromed



115 | Black
Powder coated



095 | Grey
Powder coated




100 | White
Powder coated

Plastic Material | Structure, backrest handle, armrests



115 | Black




095 | Grey




100 | White


Fabric




Cat. B | Atlantic
(17 colors)




Cat. B | Mini
(7 colors)




Cat. B | Tonal
(15 colors)



Cat. C | Cura
(15 colors)




Cat. C | Mini Melange
(9 colors)




Cat. C | Sealife
(10 colors)




Cat. C | Sotega
(5 colors)




Cat. C | Step
(8 colors)



Cat. C | Step Melange
(8 colors)




Cat. F | Breeze Fusion
(5 colors)




Cat. F | Grain
(10 colors)

Mesh



Cat. N | Mesh
(5 colors)



Cat. X | Elastic Mesh
(7 colors)



Cat. E | Leather
(15 colors)



Cat. H | Premium Leather
(10 colors)

Leather

Materials Certifications

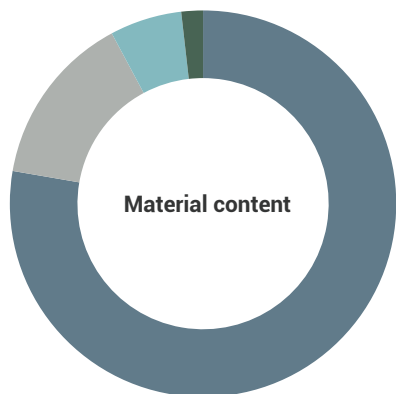
We use fabrics that guarantee high performance in terms of comfort, strength and sustainability. Attention to the health and safety of people and the environment are verified through globally-recognised product certification. Most of the upholstery we use for our seating collections is made from recycled materials which can also be reused at the end of their service life.



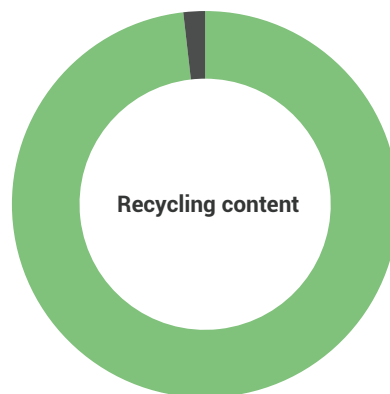
Sustainability

Our design and production philosophy is based on the pursuit of simplicity in order to create sustainable and durable collections. Our products have an unmistakable design which however is subjected to the careful evaluation of any possible aspects to improve sustainability, durability and recyclability in accordance with the highest international standards. We believe that our responsible approach may effectively reduce environmental impact of our products throughout the entire lifecycle of the various components. We do not use chemicals hazardous or dangerous to the environment, and the materials we use are tested and evaluated for potentially harmful effects on human health and the environment. Where possible, we reduce packaging materials to a minimum, which also optimises transport volume.

Stick Quattro



Materials		%
Aluminum	●	78
Plastic	●	14
Metal	●	6
Miscellaneous	●	2
Total		8.3 kg



		%
Recycling	●	98
Not recycling	●	2

The materials we select meet high quality standards, guaranteeing durable and eco-friendly products.

At ICF, we use:

- Ecological and/or post-consumer recycled materials;
- Products free from formaldehyde and toxic substances;
- Finishes free from hexavalent chromium.

Each component of the seat can be disassembled for repair, reuse and recycling.

Stick Quattro is a chair weighing approximately 8.3 kg and approximately 98% recyclable when completely and correctly separated.

Stick Chair is conceived in accordance with the guidelines of eco-design, a technical methodology applied during design of a product in order to reduce that product's carbon footprint and environmental impact.

Note:

Material and Recycling content percentages may vary depending on the specific model evaluated and consequently of the structural materials and finishes of the considered model.

The above sustainability contents refer to model ATK.852.

Certifications

- EN 16139:2013 - 1st level
- VOC Emission Test Report in compliance with AgBB (Mini and Mini Melange upholstery)
- CAM (Mini and Mini Melange upholstery)
- Leed V4/V4.1 Beta (Mini and Mini Melange upholstery)
- Fire retardant Class 1 IM (Mini, Mini Melange, Sotega and Leather upholstery)
- Fire retardant Class 1 (Mesh N upholstery)

Stick Cantilever

The Essence of Design



Stick Cantilever



The Stick Chair exemplifies the pinnacle of modern multipurpose seating, seamlessly blending efficient material usage, exceptional transparency, superior comfort, lightweight construction, and effortless handling. It sets new benchmarks in design, innovation, and quality, making it the ideal choice for office environments where both functionality and aesthetics are paramount.

The Stick Chair family integrates classic functional and structural elements into a cohesive range thoughtfully developed from the outset. Featuring various base options - including Skid, Stool, 4- and 5-Star, 4-Leg, and Cantilever bases - Stick Chairs offer comprehensive solutions for meeting rooms, visitor areas, conference settings, multipurpose zones, and private offices. The unified design language ensures visual harmony across different structures and finishes, enhancing any workspace seamlessly.

The cantilever Stick Chair model is defined by its classic, essential and elegant design, with a clearly international attitude and specific attention to comfort. Ideal as visitor's chair and for meeting and conference rooms, it combines innovative materials and high quality details.

Engineered for meeting and conference settings, the Stick Cantilever base is exceptionally lightweight and compact. Its classic structure allows effortless sliding on steel surfaces and supports stacking up to 5 units. Their clean, unobtrusive design complements various work environments, from traditional offices to flexible, nontraditional spaces.

The breathable suspension material ensures comfort, while the robust construction supports diverse usage scenarios without compromising on style or functionality.

The cantilever model base has a flexible tubular steel structure that allows little swinging movements and that is a damping device itself. Together with the elasticity of the monoframe upholstery, in mesh or fabric or leather, it adds additional comfort.

Stick Cantilever can be easily stacked and the weight of the stacked chairs is unloaded through the specially designed armrest covers.



Chromed structure and upholstery in mesh.



Painted structure and upholstery in fabric.



Chromed structure, seat and backrest fully upholstered in fabric.

Stick Cantilever | Technical Specification



Structure: Die-cast aluminum side elements and crosspieces elements fixed together. The resulting frame is a rigid structure able to maintain its shape even under conditions of considerable stress and also functions as a specific support for the elastic mesh and the fabric or leather padding. Available with low or high back and in three different finishes: polished, chromed or painted.

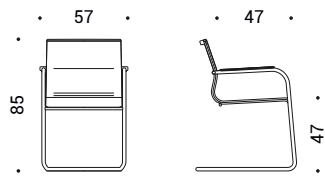
Seat and backrest: The seat and backrest are made of a single flexible sheet in elastic material, tensioned in suspension on the perimeter structure. The mesh sheet ensures full breathability and thorough air circulation and is available in nylon mesh (single-color - 75% vinyl resin, 25% polyester) or in elastic mesh (two-toned effect - 70% polyester elastomer, 30% polyester). The fabric or leather sheet is pressed onto a central layer of high-resistance technical material and two layers of flexible polyurethane.

Armrests: The plastic armrest have rounded edges and are fixed to base tubular section. Finish depending on the structure Optional leather armrest covers.

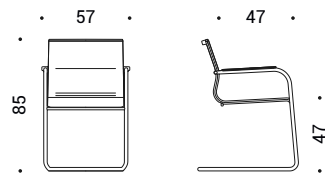
Base: Cantilever base in tubular steel with chromed or painted finish, diameter 20 mm.

Stackability: Stackable up to 5.

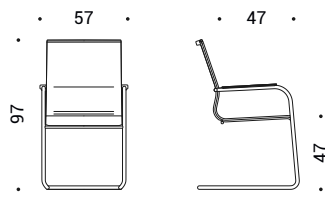
Dimensions



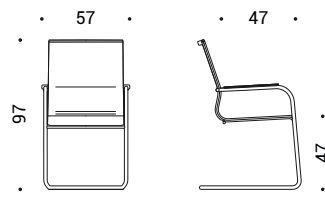
ATK.710 | Chair on cantilever, non stackable version, backrest handle in aluminum



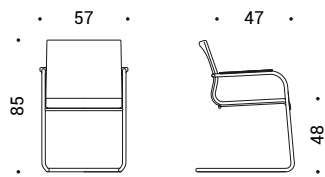
ATK.700 | Chair on cantilever, stackable version, backrest handle in aluminum



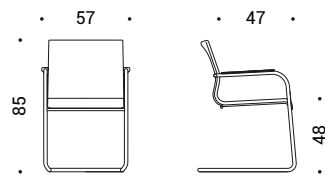
ATK.730 | Chair on cantilever, non stackable version, backrest handle in aluminum



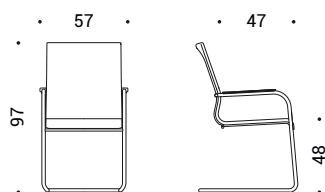
ATK.720 | Chair on cantilever, stackable version, backrest handle in aluminum



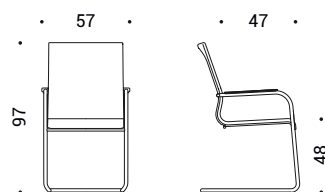
ETK.710 | Chair on cantilever, non stackable version



ETK.700 | Chair on cantilever, stackable version



ETK.730 | Chair on cantilever, non stackable version



ETK.720 | Chair on cantilever, stackable version

Product Finishes


Steel/Aluminum Structure | Structure, base, armrests



55 | Chromed



115 | Black
Powder coated



095 | Grey
Powder coated




100 | White
Powder coated

Plastic Material | Structure, backrest handle, armrests



115 | Black




095 | Grey




100 | White


Fabric




Cat. B | Atlantic
(17 colors)




Cat. B | Mini
(7 colors)




Cat. B | Tonal
(15 colors)




Cat. C | Cura
(15 colors)




Cat. C | Mini Melange
(9 colors)




Cat. C | Sealife
(10 colors)




Cat. C | Sotega
(5 colors)




Cat. C | Step
(8 colors)



Cat. C | Step Melange
(8 colors)




Cat. F | Breeze Fusion
(5 colors)




Cat. F | Grain
(10 colors)

Mesh



Cat. N | Mesh
(5 colors)



Cat. X | Elastic Mesh
(7 colors)



Cat. E | Leather
(15 colors)



Cat. H | Premium Leather
(10 colors)

Leather

Materials Certifications

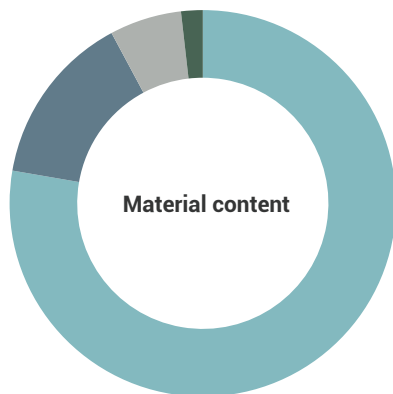
We use fabrics that guarantee high performance in terms of comfort, strength and sustainability. Attention to the health and safety of people and the environment are verified through globally-recognised product certification. Most of the upholstery we use for our seating collections is made from recycled materials which can also be reused at the end of their service life.



Sustainability

Our design and production philosophy is based on the pursuit of simplicity in order to create sustainable and durable collections. Our products have an unmistakable design which however is subjected to the careful evaluation of any possible aspects to improve sustainability, durability and recyclability in accordance with the highest international standards. We believe that our responsible approach may effectively reduce environmental impact of our products throughout the entire lifecycle of the various components. We do not use chemicals hazardous or dangerous to the environment, and the materials we use are tested and evaluated for potentially harmful effects on human health and the environment. Where possible, we reduce packaging materials to a minimum, which also optimises transport volume.

Stick Cantilever



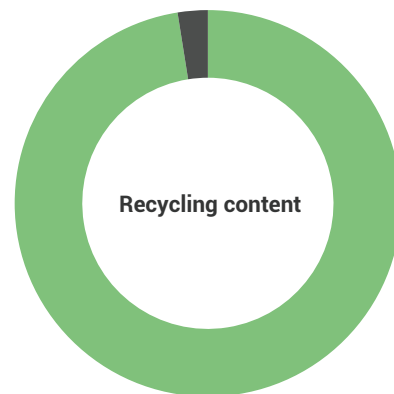
Materials		%
Metal	●	60
Aluminum	●	21
Plastic	●	16
Miscellaneous	●	3
Total		12.0 kg

The materials we select meet high quality standards, guaranteeing durable and eco-friendly products.

At ICF, we use:

- Ecological and/or post-consumer recycled materials;
- Products free from formaldehyde and toxic substances;
- Finishes free from hexavalent chromium.

Each component of the seat can be disassembled for repair, reuse and recycling.



		%
Recycling	●	97
Not recycling	●	3

Stick Cantilever is a chair weighing approximately 12.0 kg and approximately 97% recyclable when completely and correctly separated.

Stick Chair Cantilever is conceived in accordance with the guidelines of eco-design, a technical methodology applied during design of a product in order to reduce that product's carbon footprint and environmental impact.

Note:

Material and Recycling content percentages may vary depending on the specific model evaluated and consequently of the structural materials and finishes of the considered model.

The above sustainability contents refer to model ATK.720.

Certifications

- EN 16139:2013 - 1st level
- VOC Emission Test Report in compliance with AgBB (Mini and Mini Melange upholstery)
- CAM (Mini and Mini Melange upholstery)
- Leed V4/V4.1 Beta (Mini and Mini Melange upholstery)
- Fire retardant Class 1 IM (Mini, Mini Melange, Sotega and Leather upholstery)
- Fire retardant Class 1 (Mesh upholstery)

DSW Chair

Modern All-around Chair



DSW Chair Collection



Duo SoftWork is a collection of fully upholstered seating that meets the evolving definition of the modern workplace. This chair features a combination of formal and functional characteristics, defined by a series of rounded, padded backrests and a delicately contoured seat. It is suitable for collaborative workspaces, touchdown and operational stations, meeting rooms, and training areas. The modern all-around chair combines elements of traditional task, meeting, and visitor seating with the concept of agile work and speed of communication.

For those who come to the office for a short period, it provides a comfortable and functional seat that doesn't require complex adjustments, allowing users to work comfortably while feeling free to move and interact. DSW Soft Work is equipped with intuitive and functional mechanisms: the backrest is height-adjustable, and the seat conforms to major international standards.

The self-weight mechanism with a wide tilt angle automatically adjusts the support resistance during rocking movements. The 3D adjustable armrests feature a soft pad support. The seat depth is also adjustable for enhanced performance, maintaining traditional task chair aesthetics. The rear structure is made of die-cast aluminum for durability and is available in three finishes: painted, polished, or chrome.

DSW is a sustainable and environmentally friendly product: most of the upholstery fabrics are made from recycled polyester and are OEKO-TEX 100 certified. There is also an option for Seaqual upholstery, made from recycled ocean plastic bottles. The DSW Collection complies with major international regulatory standards.

The mechanism is a synchronized oscillation system with automatic weight adjustment. During the oscillation movement, the backrest's resistance increases proportionally to the applied force. Individual tension adjustment can be made using a dedicated knob. The mechanism can be locked in an upright sitting position and in three intermediate positions using a side lever. Available upon request with or without forward tilt (removable). The mechanism housing is made of black polyamide.



Painted or chromed structure, nylon or chromed base, upholstery in fabric.



Painted or chromed structure, nylon or chromed base, upholstery in fabric.



Chromed structure, chromed base, upholstery in fabric.



Painted structure, nylon base, upholstery in fabric.



Painted structure, nylon base, upholstery in fabric.



Chromed structure, chromed base, upholstery in fabric.



Painted structure, nylon base, upholstery in fabric.



Painted structure, nylon base, upholstery in fabric.

DSW Chair Low Back | Technical Specification



DSW Low Back is designed for "desk and seat sharing," featuring versatile formal characteristics and intuitive adjustment mechanisms. It is ideal for quickly adapting to multiple users while being simple, comfortable, and high-performing like a traditional task chair. This multi-use chair combines functional and comfort features with a clear expressive design. DSW Low Back is part of a multifunctional family of work and conference chairs suitable for a wide range of public, private, and home-office environments.

The chair design is characterized by the rounded and upholstered backrest and the gently contoured seat. The full upholstery of the seat and backrest is available in a wide selection of fabrics and leathers. The adjustable backrest height and seat depth allow for optimal individual adjustment.

Mechanism: Synchronised tilting mechanism with automatic weight adjustment: during tilting movements, the counter-thrust of the backrest increases in proportion to the force exerted. Possible adjusting of the tilting tension according to individual preference using a knob under the seat. The mechanism can be locked in a vertical sitting position and in three intermediate positions using a side

lever. Available on request with or without forward tilting (disengageable). Mechanism shell in black polyamide.

Load-bearing structure: The U-shaped die-cast aluminium rear structure guarantees maximum torsional strength and durability. It supports the backrest frame and transfers the geometry of the tilting movement to the backrest and seat. Available in three different finishes: epoxy painted, polished or chromed.

Low backrest: Low backrest shell in structural polyurethane padded with cold-foamed polyurethane cushion upholstered with fabric or leather. Height adjustment elements integrated into the frame.

Backrest height adjustment: Simple and intuitive backrest height adjustment, a standard feature of all DSW seats, makes the chair adaptable to various user heights. The backrest height adjustment range is 6.5 cm, positionable in six positions.

Seat: Made from cold-foamed polyurethane with a polypropylene structural insert. Upholstery in fabric or leather. On request, Class 11M approved foam that complies with all safety international standards.

Seat depth: easily adjustable seat-depth from a sitting position using an intuitive lever positioned under the seat. Adjustment range of 7.5 cm.

Height adjustment: The seat height can be adjusted using a lever, with a maximum range of 13 cm.

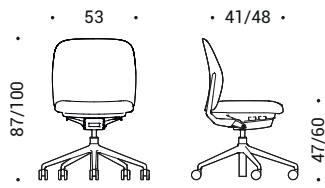
Armrests: Adjustable 3D armrests (height/depth/width). Additional width adjustability (4D) is available on request. Armrest pads made from soft black thermoplastic material (TPU). The vertical armrest support is made from die-cast aluminium with an epoxy painted, glossy or chrome finish.

Base: Five-spoke, made from die-cast aluminium, with a chrome, glossy or painted finish matching the structure or in black or light grey batch-dyed plastic material.

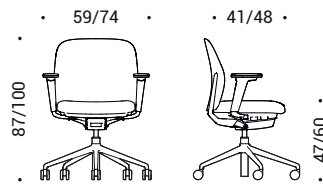
Castors: Made from black batch-dyed plastic material, 6 cm in diameter, with a soft central element for use on any floor type. Automatic safety brake compliant with the EN 12529:2001 standard.

Packaging: Standard delivery of the assembled product in a cardboard box. Available unassembled on request (assembly must be performed by qualified expert personnel).

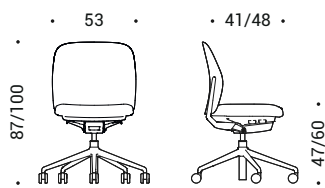
Dimensions



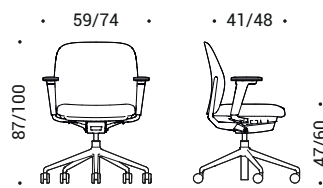
DSW.400 | Standard seat without armrests



DSW.404 | Standard seat with 3D adjustable armrests



DSX.400 | Wide seat without armrests



DSX.404 | Wide seat with 3D adjustable armrests

DSW Chair Mid Back | Technical Specification



Duo SoftWork combines a “homely” design with all the technical and functional features typical of traditional task chairs. The result is a product that fits seamlessly into various work environments, from collaborative areas to individual workstations, and meeting and conference rooms. The medium-high backrest is suited for prolonged use, and the height adjustment allows for optimal individual positioning.

Mechanism: Synchronised tilting mechanism with automatic weight adjustment: during tilting movements, the counter-thrust of the backrest increases in proportion to the force exerted. Possible adjusting of the tilting tension according to individual preference using a knob under the seat. The mechanism can be locked in a vertical sitting position and in three intermediate positions using a side lever. Available on request with or without forward tilting (disengageable). Mechanism shell in black polyamide.

Load-bearing structure: The U-shaped die-cast aluminium rear structure guarantees maximum torsional strength and durability. It supports the backrest frame and transfers

the geometry of the tilting movement to the backrest and seat. Available in three different finishes: epoxy painted, polished or chromed.

Mid backrest: Mid backrest shell in structural polyurethane padded with cold-foamed polyurethane cushion upholstered with fabric or leather. Height adjustment elements integrated into the frame.

Backrest height adjustment: Simple and intuitive backrest height adjustment, a standard feature of all DSW seats, makes the chair adaptable to various user heights. The backrest height adjustment range is 6.5 cm, positionable in six positions.

Seat: Made from cold-foamed polyurethane with a polypropylene structural insert. Upholstery in fabric or leather. On request, Class 11M approved foam that complies with all safety international standards.

Seat depth: easily adjustable seat-depth from a sitting position using an intuitive lever positioned under the seat. Adjustment range of 7.5 cm.

Height adjustment: The seat height can be adjusted using a lever, with a maximum range of 13 cm.

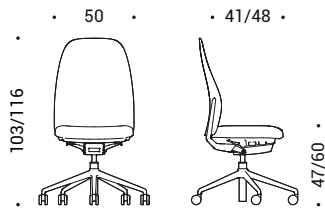
Armrests: Adjustable 3D armrests (height/depth/width). Additional width adjustability (4D) is available on request. Armrest pads made from soft black thermoplastic material (TPU). The vertical armrest support is made from die-cast aluminium with an epoxy painted, glossy or chrome finish.

Base: Five-spoke, made from die-cast aluminium, with a chrome, glossy or painted finish matching the structure or in black or light grey batch-dyed plastic material.

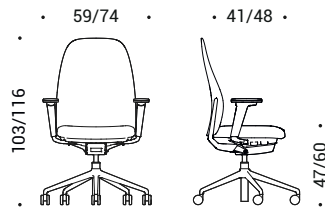
Castors: Made from black batch-dyed plastic material, 6 cm in diameter, with a soft central element for use on any floor type. Automatic safety brake compliant with the EN 12529:2001 standard.

Packaging: Standard delivery of the assembled product in a cardboard box. Available unassembled on request (assembly must be performed by qualified expert personnel).

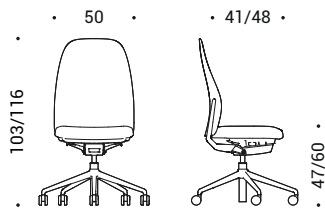
Dimensions



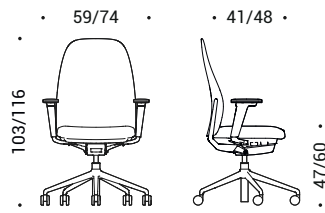
DSW.500 | Standard seat without armrests



DSW.504 | Standard seat with 3D adjustable armrests




DSX.500 | Wide seat without armrests



DSX.504 | Wide seat with 3D adjustable armrests

Product Finishes

Aluminum | Base and structure



070 | Grey
Powder coated



111 | Black
Powder coated



R11 | Brown copper
Powder coated



R12 | Dark blue
Powder coated



R15 | Grey green
Powder coated




47 | Polished



55 | Chromed

Nylon | Base




070 | Grey




111 | Black


Fabric




Cat. A | Bravo
(3 colors)




Cat. B | Atlantic
(17 colors)




Cat. B | Mini
(7 colors)




Cat. B | Tonal
(15 colors)




Cat. C | Cura
(15 colors)




Cat. C | Mini Melnge
(9 colors)




Cat. C | Sealife
(10 colors)




Cat. C | Sotega
(5 colors)




Cat. C | Step
(8 colors)




Cat. C | Step Melange
(8 colors)



Cat. F | Breeze Fusion
(5 colors)



Cat. F | Grain
(10 colors)



Cat. K | Cubic, in combination with Atlantic
(10 colors)

Leather



Cat. E | Leather
(15 colors)

Materials Certifications

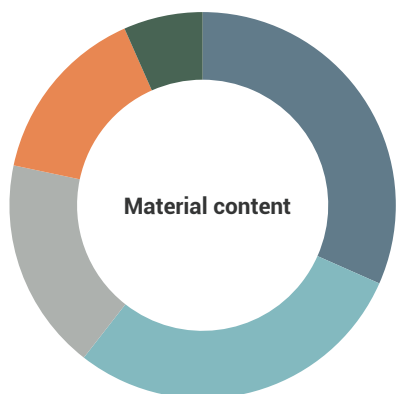
We use fabrics that guarantee high performance in terms of comfort, strength and sustainability. Attention to the health and safety of people and the environment are verified through globally-recognised product certification. Most of the upholstery we use for our seating collections is made from recycled materials which can also be reused at the end of their service life.



Sustainability

Our design and production philosophy is based on the pursuit of simplicity in order to create sustainable and durable collections. Our products have an unmistakable design which however is subjected to the carefull evaluation of any possible aspects to improve sustainability, durability and recyclability in accordance with the highest international standards. We believe that our responsible approach may effectively reduce environmental impact of our products throughout the entire lifecycle of the various components. We do not use chemicals hazardous or dangerous to the environment, and the materials we use are tested and evaluated for potentially harmful effects on human health and the environment. Where possible, we reduce packaging materials to a minimum, which also optimises transport volume.

DSW Chair



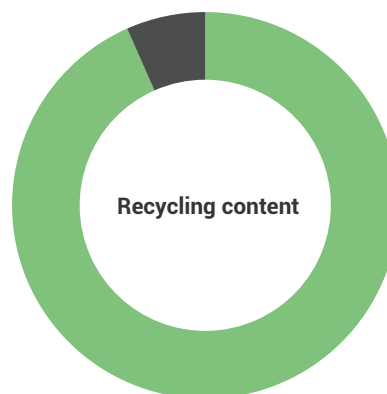
Materials		%
Aluminum	●	32
Metal	●	29
Plastic	●	18
Polyurethane	●	14
Miscellaneous	●	7
Total		16.0 kg

The materials we select meet high quality standards, guaranteeing durable and eco-friendly products.

At ICF, we use:

- Ecological and/or post-consumer recycled materials;
- Products free from formaldehyde and toxic substances;
- Finishes free from hexavalent chromium.

Each component of the seat can be disassembled for repair, reuse and recycling.



		%
Recycling	●	93
Not recycling	●	7

DSW Chair is a chair weighing approximately 16.0 kg and approximately 93% recyclable when completely and correctly separated.

DSW Chair is conceived in accordance with the guidelines of eco-design, a technical methodology applied during design of a product in order to reduce that product's carbon footprint and environmental impact.

Note:

Material and Recycling content percentages may vary depending on the specific model evaluated and consequently of the structural materials and finishes of the considered model.

The above sustainability contents refer to model DSW.504.

Certifications

- EN 1335-1:2020 Level A
- VOC Emission Test Report in compliance with DE-UZ 117, RAL GZ 430, EU Ecolabel, FEMB
- CAM
- Leed V4/V4.1 Beta
- Ansi Bifma section 7.6.1/7.6.2/7.6.3

DuoChair

Ergonomics for Everyone



DuoChair Collection



The DuoChair embodies the principle of "Ergonomics for Everyone," a commitment to ensuring that comfortable and supportive seating is accessible to all users. This philosophy emphasizes creating designs that accommodate a wide range of body types and work environments, enhancing the overall user experience by prioritizing ergonomic principles.

The DuoChair seating collection offers remarkable performance combined with exceptional simplicity of movement. Featuring an innovative auto-fitting synchro mechanism, the seating ensures that each user receives optimal ergonomic support for prolonged use without the need for complex and multiple adjustments. This environmentally responsible product is designed and manufactured with discreet functional details and outstanding quality.

The chair design integrates as standard advanced adjustable features such as backrest height adjustment, seat depth adjustment, auto-fit mechanism with four backrest angle stops, and allowing users to customize the upholstery of the chair to their individual needs. This adaptability ensures that everyone, regardless of body type or size, can find a comfortable and supportive sitting posture.

The chair features a synchro tilting mechanism with automatic weight balance, which adjusts seamlessly to the user's movements. This mechanism eliminates the need for complex adjustments, making it easy for all users to achieve ergonomic support without extensive configuration.

Built to last. The DuoChair exemplifies a commitment to sustainability and environmental responsibility, making it a leading choice for eco-conscious workplaces.

The construction combines robust materials with high-quality upholsteries. Its sturdy aluminum frame and resilient mesh or upholstery options ensure longevity and reduce the need for replacements, the use of recycled or recyclable components helps to reduce the ecological footprint of the chair, supporting a circular economy by minimizing waste and encouraging material recovery.

Designed for easy assembly and disassembly, the DuoChair allows for straightforward repairs and recycling. Components can be easily separated, facilitating the reuse and recycling of materials at the end of the chair's life cycle, thereby supporting a more sustainable product lifecycle.



Chromed structure and upholstery in mesh, fabric and pad, different heights.



Painted structure and plastic base in lite grey, upholstery in mesh, fabric and pad, different heights.



Painted structure and plastic base in black color, upholstery in mesh, fabric and pad, different heights.



Chromed base, chromed structure, seat upholstered in fabric, backrest in mesh.



Nylon and chromed base, painted structure, seat upholstered in fabric, backrest in mesh.



Chromed and nylon base, chromed structure, seat upholstered in fabric, backrest in mesh.



Nylon base, painted structure, seat and backrest upholstered in fabric.



Nylon and chromed base, painted structure, seat and backrest upholstered in three-dimensional fabric.



Chromed base, chromed structure, seat upholstered in fabric and backrest Pad upholstery.

DuoXMesh | Technical Specification



Mechanism: Synchronized tilting mechanism with automatic weight adjustment: During the oscillation movement, the backrest's counterpressure increases proportionally to the force applied. Individual adjustment of the oscillation tension is possible via a dedicated knob. The mechanism can be locked in a vertical sitting position and three intermediate positions by operating a side lever. Available upon request with a forward tilt option (deactivatable). The mechanism shell is made of black polyamide.

Supporting Structure: The rear U-shaped die-cast aluminum structure ensures maximum torsional resistance and durability. It supports the backrest shell and transmits the oscillation movement geometry to the backrest and seat. Available in three finishes: polished, chrome-plated, or painted.

Backrest: Frame made of technopolymer with a flexible and supportive mesh covering.

Backrest Height Adjustment: The effective and intuitive backrest height adjustment, a standard feature of all DuoXMesh seats, allows the chair to adapt to users of different statures. The backrest height adjustment range is 6.5 cm, lockable in 6 positions.

XMesh Upholstery: Category X. Elastic mesh (bichromatic - 70% polyester elastomer, 30% polyester); Rhythm and String (100% post-consumer recycled polyester); Tale (99% post-consumer recycled polyester, 1% polyester). The recycled polyester is GRS certified and meets OEKO-TEX® STANDARD 100 and EU Ecolabel certifications. The mesh covering ensures complete breathability and air circulation.

Seat: Made of cold-foamed polyurethane, 5.5 cm thick, with a structural insert in polypropylene. Upholstered in fabric or leather. The foam, classified as 1IM, complies with all safety and comfort standards. Available on request with a Wide seat option (+4 cm width).

Seat Depth: Easily adjustable from the seated position using an intuitive lever located beneath the seat. Adjustment range of 7.5 cm.

Height Adjustment: Seat height adjustment is enabled via a lever, allowing for a maximum adjustment range of 13 cm.

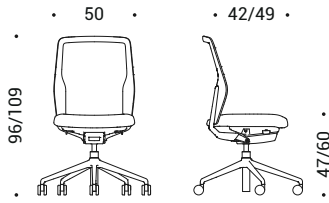
Armrests: 3D adjustable in height, depth, and width. An additional width adjustment (4D) is available upon request. Armrest pads are made of soft black thermoplastic polyurethane (TPU). The vertical armrest support is made of die-cast aluminum with an epoxy-painted, polished, or chrome-plated finish.

Base: Five-star base made of die-cast aluminum with a chrome-plated, polished, or painted finish matching the structure, or in colored plastic material (black or light gray).

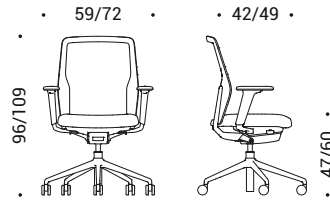
Castors: Made of colored plastic material (black), 6 cm diameter, with a soft central element suitable for use on any type of flooring. Automatic safety brake compliant with EN 12529:2001 standards.

Packaging: Standard delivery includes the product assembled in a cardboard box. Available upon request in a non-assembled format (assembly must be carried out by qualified specialized personnel).

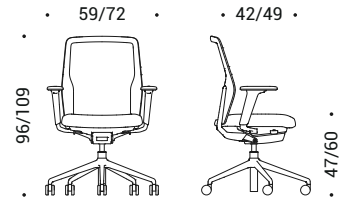
Dimensions



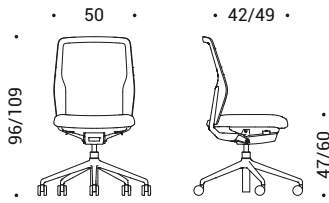
DCE.410 | Swivel chair, regular seat, height and depth adjustable seat, Height adjustable backrest, auto-balance synchro tilting mechanism



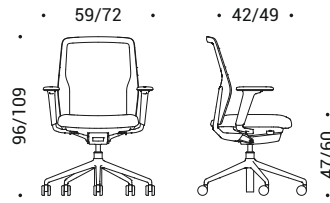
DCE.413 | Swivel chair, regular seat, height and depth adjustable seat, Height adjustable backrest, auto-balance synchro tilting mechanism, 3D adjustable PPE armrests



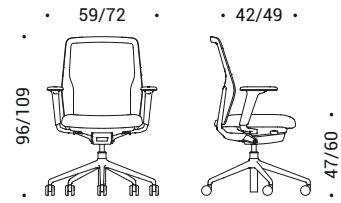
DCE.414 | Swivel chair, regular seat, height and depth adjustable seat, Height adjustable backrest, auto-balance synchro tilting mechanism, 3D adjustable ALU armrests



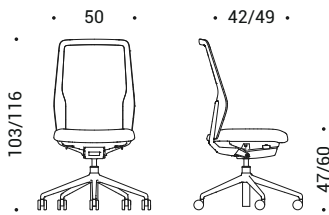
DCX.410 | Swivel chair, Wide seat, height and depth adjustable seat, Height adjustable backrest, auto-balance synchro tilting mechanism



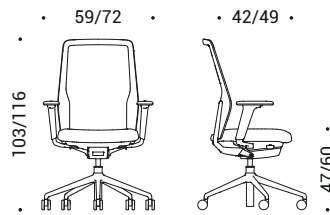
DCX.413 | Swivel chair, Wide seat, height and depth adjustable seat, Height adjustable backrest, auto-balance synchro tilting mechanism, 3D adjustable PPE armrests



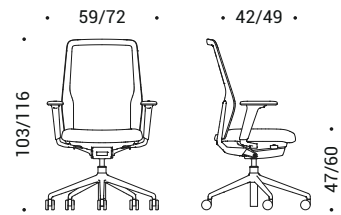
DCX.414 | Swivel chair, Wide seat, height and depth adjustable seat, Height adjustable backrest, auto-balance synchro tilting mechanism 3D adjustable ALU armrests



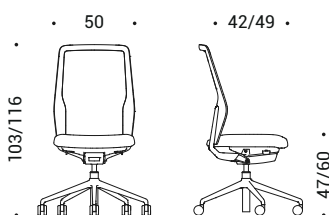
DCE.510 | Swivel chair, regular seat, height and depth adjustable seat, Height adjustable backrest, auto-balance synchro tilting mechanism



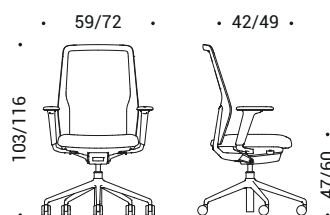
DCE.513 | Swivel chair, regular seat, height and depth adjustable seat, Height adjustable backrest, auto-balance synchro tilting mechanism, 3D adjustable PPE armrests



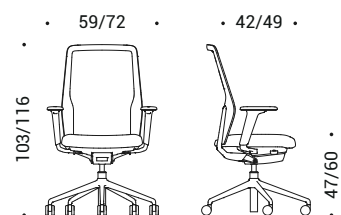
DCE.514 | Swivel chair, regular seat, height and depth adjustable seat, Height adjustable backrest, auto-balance synchro tilting mechanism, 3D adjustable ALU armrests



DCX.510 | Swivel chair, Wide seat, height and depth adjustable seat, Height adjustable backrest, auto-balance synchro tilting mechanism



DCX.513 | Swivel chair, Wide seat, height and depth adjustable seat, Height adjustable backrest, auto-balance synchro tilting mechanism, 3D adjustable PPE armrests



DCX.514 | Swivel chair, Wide seat, height and depth adjustable seat, Height adjustable backrest, auto-balance synchro tilting mechanism 3D adjustable ALU armrests

DuoSoft | Technical Specification



Mechanism: Synchronized tilting mechanism with automatic weight adjustment: During the oscillation movement, the backrest's counterpressure increases proportionally to the force applied. Individual adjustment of the oscillation tension is possible via a dedicated knob. The mechanism can be locked in a vertical sitting position and three intermediate positions by operating a side lever. Available upon request with a forward tilt option (deactivatable). The mechanism shell is made of black polyamide.

Supporting Structure: The rear U-shaped die-cast aluminum structure ensures maximum torsional resistance and durability. It supports the backrest shell and transmits the oscillation movement geometry to the backrest and seat. Available in three finishes: polished, chrome-plated, or painted.

Backrest: Frame made of technopolymer with a flexible and supportive mesh covering.

Backrest Height Adjustment: The effective and intuitive backrest height adjustment, a standard feature of all DuoSoft seats, allows the chair to adapt to users of different statures. The backrest height adjustment range is 6.5 cm, lockable in 6 positions.

Soft Upholstery: Categories A, B, C, and F. Available in a wide selection of fabrics, both solid colors and with a bicolored texture. All upholsteries are made from 100% recycled polyester certified according to GRS, OEKO-TEX® STANDARD 100, and EU Ecolabel standards. Upholstery is available in both fabric and leather, Category E.

Seat: Made of cold-foamed polyurethane, 5.5 cm thick, with a structural insert in polypropylene. Upholstered in fabric or leather. The foam, classified as 11M, complies with all safety and comfort standards. Available on request with a Wide seat option (+4 cm width).

Seat Depth: Easily adjustable from the seated position using an intuitive lever located beneath the seat. Adjustment range of 7.5 cm.

Height Adjustment: Seat height adjustment is enabled via a lever, allowing for a maximum adjustment range of 13 cm.

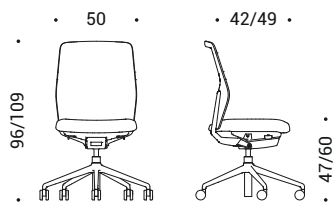
Armrests: 3D adjustable in height, depth, and width. An additional width adjustment (4D) is available upon request. Armrest pads are made of soft black thermoplastic polyurethane (TPU). The vertical armrest support is made of die-cast aluminum with an epoxy-painted, polished, or chrome-plated finish.

Base: Five-star base made of die-cast aluminum with a chrome-plated, polished, or painted finish matching the structure, or in colored plastic material (black or light gray).

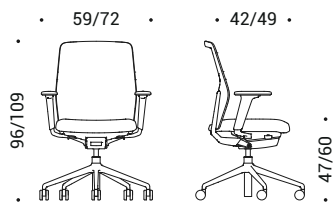
Castors: Made of colored plastic material (black), 6 cm diameter, with a soft central element suitable for use on any type of flooring. Automatic safety brake compliant with EN 12529:2001 standards.

Packaging: Standard delivery includes the product assembled in a cardboard box. Available upon request in a non-assembled format (assembly must be carried out by qualified specialized personnel).

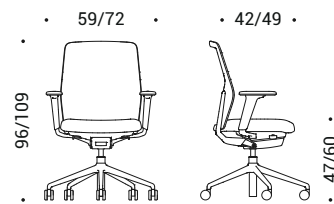
Dimensions



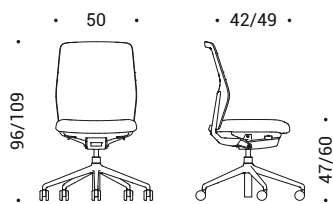
DCE.440 | Swivel chair, regular seat, height and depth adjustable seat, Height adjustable backrest, auto-balance synchro tilting mechanism



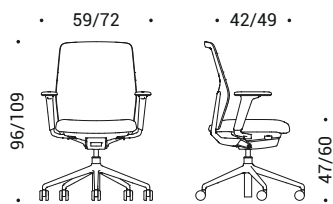
DCE.443 | Swivel chair, regular seat, height and depth adjustable seat, Height adjustable backrest, auto-balance synchro tilting mechanism, 3D adjustable PPE armrests



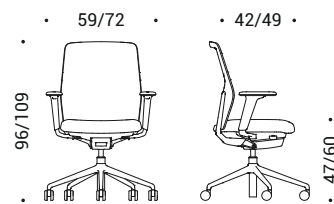
DCE.444 | Swivel chair, regular seat, height and depth adjustable seat, Height adjustable backrest, auto-balance synchro tilting mechanism, 3D adjustable ALU armrests



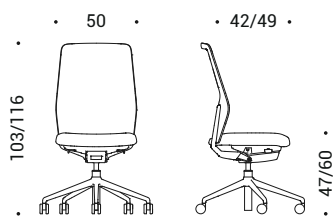
DCX.440 | Swivel chair, Wide seat, height and depth adjustable seat, Height adjustable backrest, auto-balance synchro tilting mechanism



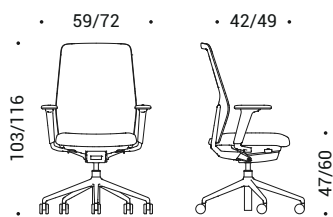
DCX.443 | Swivel chair, Wide seat, height and depth adjustable seat, Height adjustable backrest, auto-balance synchro tilting mechanism, 3D adjustable PPE armrests



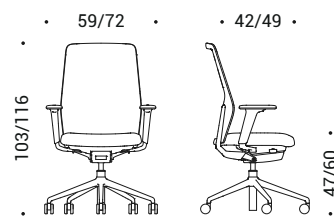
DCX.444 | Swivel chair, Wide seat, height and depth adjustable seat, Height adjustable backrest, auto-balance synchro tilting mechanism 3D adjustable ALU armrests



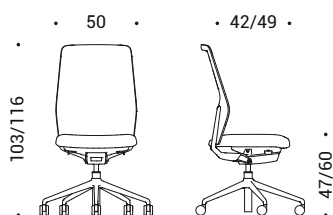
DCE.540 | Swivel chair, regular seat, height and depth adjustable seat, Height adjustable backrest, auto-balance synchro tilting mechanism



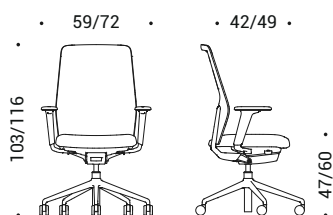
DCE.543 | Swivel chair, regular seat, height and depth adjustable seat, Height adjustable backrest, auto-balance synchro tilting mechanism, 3D adjustable PPE armrests



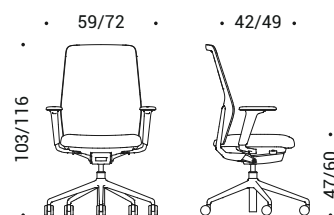
DCE.544 | Swivel chair, regular seat, height and depth adjustable seat, Height adjustable backrest, auto-balance synchro tilting mechanism, 3D adjustable ALU armrests



DCX.540 | Swivel chair, Wide seat, height and depth adjustable seat, Height adjustable backrest, auto-balance synchro tilting mechanism



DCX.543 | Swivel chair, Wide seat, height and depth adjustable seat, Height adjustable backrest, auto-balance synchro tilting mechanism, 3D adjustable PPE armrests



DCX.544 | Swivel chair, Wide seat, height and depth adjustable seat, Height adjustable backrest, auto-balance synchro tilting mechanism 3D adjustable ALU armrests

DuoCubic | Technical Specification



Mechanism: Synchronized tilting mechanism with automatic weight adjustment: During the oscillation movement, the backrest's counterpressure increases proportionally to the force applied. Individual adjustment of the oscillation tension is possible via a dedicated knob. The mechanism can be locked in a vertical sitting position and three intermediate positions by operating a side lever. Available upon request with a forward tilt option (deactivatable). The mechanism shell is made of black polyamide.

Supporting Structure: The rear U-shaped die-cast aluminum structure ensures maximum torsional resistance and durability. It supports the backrest shell and transmits the oscillation movement geometry to the backrest and seat. Available in three finishes: polished, chrome-plated, or painted.

Backrest: Frame made of technopolymer with a flexible and supportive mesh covering.

Backrest Height Adjustment: The effective and intuitive backrest height adjustment, a standard feature of all DuoCubic seats, allows the chair to adapt to users of different statures. The backrest height adjustment range is 6.5 cm, lockable in 6 positions.

Cubic Upholstery: Category K. Three-dimensional fabric made of 100% post-consumer recycled polyester. The recycled polyester is GRS certified and meets the OEKO-TEX® STANDARD 100 and EU Ecolabel certifications. The back upholstery is in String mesh, color-matched to the backrest shell.

Seat: Made of cold-foamed polyurethane, 5.5 cm thick, with a structural insert in polypropylene. Upholstered in fabric or leather. The foam, classified as 11M, complies with all safety and comfort standards. Available on request with a Wide seat option (+4 cm width).

Seat Depth: Easily adjustable from the seated position using an intuitive lever located beneath the seat. Adjustment range of 7.5 cm.

Height Adjustment: Seat height adjustment is enabled via a lever, allowing for a maximum adjustment range of 13 cm.

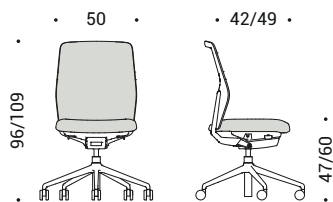
Armrests: 3D adjustable in height, depth, and width. An additional width adjustment (4D) is available upon request. Armrest pads are made of soft black thermoplastic polyurethane (TPU). The vertical armrest support is made of die-cast aluminum with an epoxy-painted, polished, or chrome-plated finish.

Base: Five-star base made of die-cast aluminum with a chrome-plated, polished, or painted finish matching the structure, or in colored plastic material (black or light gray).

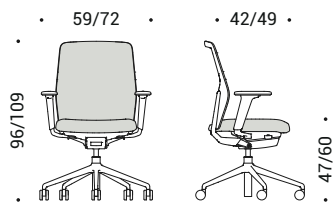
Castors: Made of colored plastic material (black), 6 cm diameter, with a soft central element suitable for use on any type of flooring. Automatic safety brake compliant with EN 12529:2001 standards.

Packaging: Standard delivery includes the product assembled in a cardboard box. Available upon request in a non-assembled format (assembly must be carried out by qualified specialized personnel).

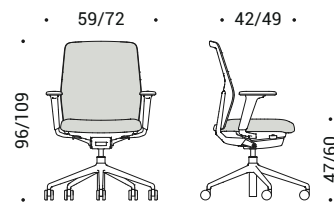
Dimensions



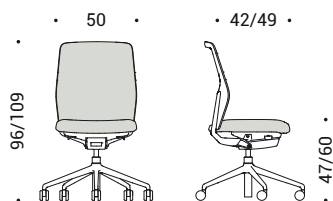
DCE.450 | Swivel chair, regular seat, height and depth adjustable seat, Height adjustable backrest, auto-balance synchro tilting mechanism



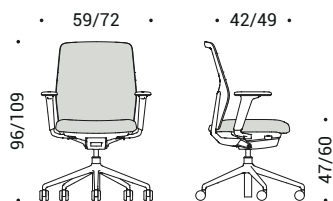
DCE.453 | Swivel chair, regular seat, height and depth adjustable seat, Height adjustable backrest, auto-balance synchro tilting mechanism, 3D adjustable PPE armrests



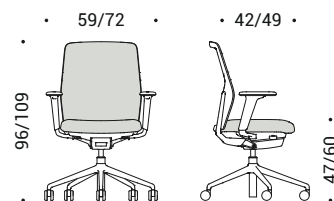
DCE.454 | Swivel chair, regular seat, height and depth adjustable seat, Height adjustable backrest, auto-balance synchro tilting mechanism, 3D adjustable ALU armrests



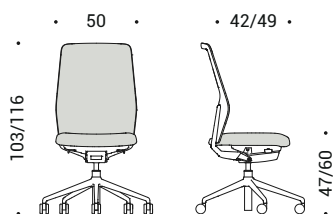
DCX.450 | Swivel chair, Wide seat, height and depth adjustable seat, Height adjustable backrest, auto-balance synchro tilting mechanism



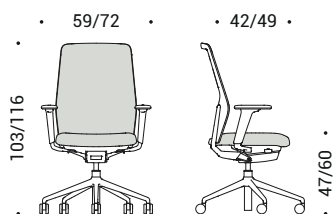
DCX.453 | Swivel chair, Wide seat, height and depth adjustable seat, Height adjustable backrest, auto-balance synchro tilting mechanism, 3D adjustable PPE armrests



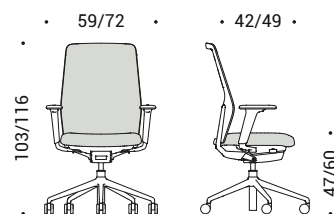
DCX.454 | Swivel chair, Wide seat, height and depth adjustable seat, Height adjustable backrest, auto-balance synchro tilting mechanism 3D adjustable ALU armrests



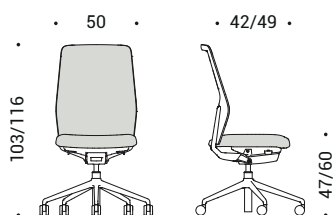
DCE.550 | Swivel chair, regular seat, height and depth adjustable seat, Height adjustable backrest, auto-balance synchro tilting mechanism



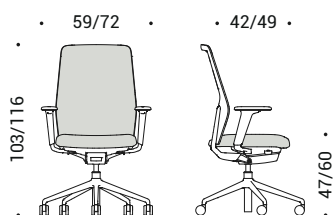
DCE.553 | Swivel chair, regular seat, height and depth adjustable seat, Height adjustable backrest, auto-balance synchro tilting mechanism, 3D adjustable PPE armrests



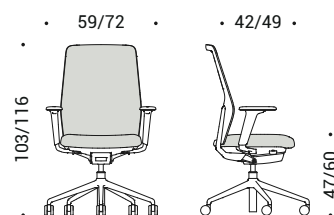
DCE.554 | Swivel chair, regular seat, height and depth adjustable seat, Height adjustable backrest, auto-balance synchro tilting mechanism, 3D adjustable ALU armrests



DCX.550 | Swivel chair, Wide seat, height and depth adjustable seat, Height adjustable backrest, auto-balance synchro tilting mechanism



DCX.553 | Swivel chair, Wide seat, height and depth adjustable seat, Height adjustable backrest, auto-balance synchro tilting mechanism, 3D adjustable PPE armrests



DCX.554 | Swivel chair, Wide seat, height and depth adjustable seat, Height adjustable backrest, auto-balance synchro tilting mechanism 3D adjustable ALU armrests

DuoPad | Technical Specification



Mechanism: Synchronized tilting mechanism with automatic weight adjustment: During the oscillation movement, the backrest's counterpressure increases proportionally to the force applied. Individual adjustment of the oscillation tension is possible via a dedicated knob. The mechanism can be locked in a vertical sitting position and three intermediate positions by operating a side lever. Available upon request with a forward tilt option (deactivatable). The mechanism shell is made of black polyamide.

Supporting Structure: The rear U-shaped die-cast aluminum structure ensures maximum torsional resistance and durability. It supports the backrest shell and transmits the oscillation movement geometry to the backrest and seat. Available in three finishes: polished, chrome-plated, or painted.

Backrest: Frame made of technopolymer with a flexible and supportive mesh covering.

Pad Upholstery: Categories A, B, C, and F. The layered structure of the backrest combines knitted polyester upholstery fabrics with a soft foam core. Upholstery is available in both fabric and leather, Category E.

Seat: Made of cold-foamed polyurethane, 5.5 cm thick, with a structural insert in polypropylene. Upholstered in fabric or leather. The foam, classified as 1IM, complies with all safety and comfort standards. Available on request with a Wide seat option (+4 cm width).

Seat Depth: Easily adjustable from the seated position using an intuitive lever located beneath the seat. Adjustment range of 7.5 cm.

Height Adjustment: Seat height adjustment is enabled via a lever, allowing for a maximum adjustment range of 13 cm.

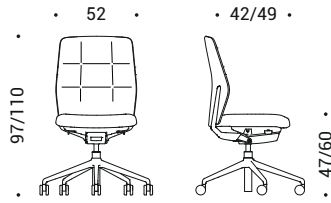
Armrests: 3D adjustable in height, depth, and width. An additional width adjustment (4D) is available upon request. Armrest pads are made of soft black thermoplastic polyurethane (TPU). The vertical armrest support is made of die-cast aluminum with an epoxy-painted, polished, or chrome-plated finish.

Base: Five-star base made of die-cast aluminum with a chrome-plated, polished, or painted finish matching the structure, or in colored plastic material (black or light gray).

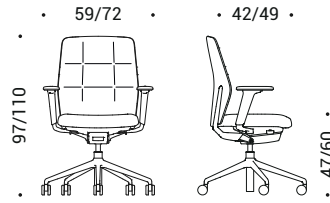
Castors: Made of colored plastic material (black), 6 cm diameter, with a soft central element suitable for use on any type of flooring. Automatic safety brake compliant with EN 12529:2001 standards.

Packaging: Standard delivery includes the product assembled in a cardboard box. Available upon request in a non-assembled format (assembly must be carried out by qualified specialized personnel).

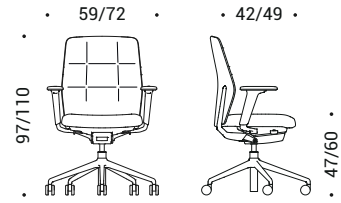
Dimensions



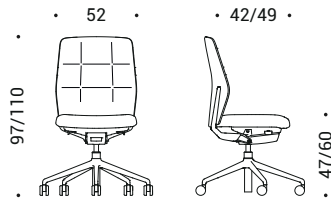
DCE.460 | Swivel chair, regular seat, height and depth adjustable seat, auto-balance synchro tilting mechanism



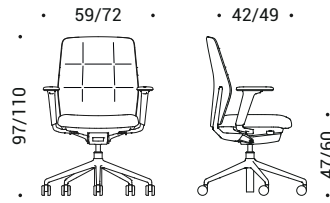
DCE.463 | Swivel chair, regular seat, height and depth adjustable seat, auto-balance synchro tilting mechanism, 3D adjustable PPE armrests



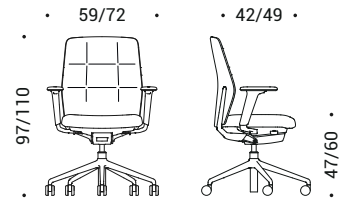
DCE.464 | Swivel chair, regular seat, height and depth adjustable seat, auto-balance synchro tilting mechanism, 3D adjustable ALU armrests



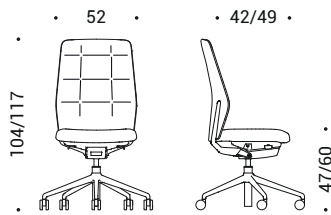
DCX.460 | Swivel chair, Wide seat, height and depth adjustable seat, auto-balance synchro tilting mechanism



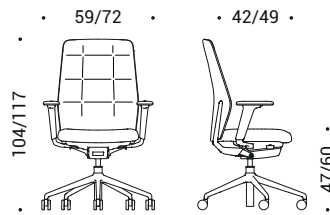
DCX.463 | Swivel chair, Wide seat, height and depth adjustable seat, auto-balance synchro tilting mechanism, 3D adjustable PPE armrests



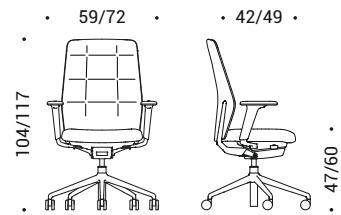
DCX.464 | Swivel chair, Wide seat, height and depth adjustable seat, auto-balance synchro tilting mechanism 3D adjustable ALU armrests



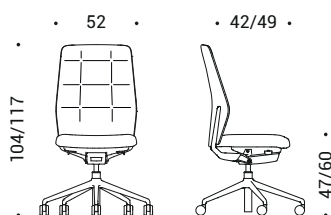
DCE.560 | Swivel chair, regular seat, height and depth adjustable seat, auto-balance synchro tilting mechanism



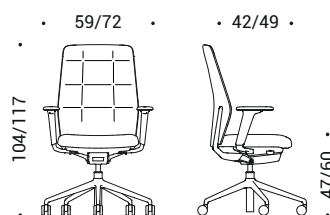
DCE.563 | Swivel chair, regular seat, height and depth adjustable seat, auto-balance synchro tilting mechanism, 3D adjustable PPE armrests



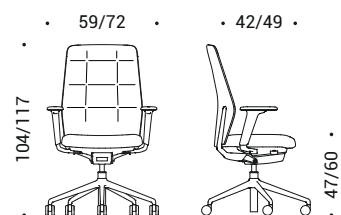
DCE.564 | Swivel chair, regular seat, height and depth adjustable seat, auto-balance synchro tilting mechanism, 3D adjustable ALU armrests



DCX.560 | Swivel chair, Wide seat, height and depth adjustable seat, auto-balance synchro tilting mechanism



DCX.563 | Swivel chair, Wide seat, height and depth adjustable seat, auto-balance synchro tilting mechanism, 3D adjustable PPE armrests



DCX.564 | Swivel chair, Wide seat, height and depth adjustable seat, auto-balance synchro tilting mechanism 3D adjustable ALU armrests

Product Finishes

Aluminum | Base and structure



070 | Grey
Powder coated



111 | Black
Powder coated




47 | Polished



55 | Chromed

Plastic Material | Base and shell




070 | Grey




111 | Black


Mesh




Cat. X | Elastic Mesh
(7 colors)



Cat. X | Tale
(15 colors)




Cat. X | Rhythm
(9 colors)




Cat. X | String
(2 colors)

Leather




Cat. E | Leather
(15 colors)


Fabric




Cat. A | Bravo
(3 colors)




Cat. B | Atlantic
(17 colors)




Cat. B | Mini
(7 colors)




Cat. B | Tonal
(15 colors)



Cat. C | Cura
(15 colors)




Cat. C | Mini Melnge
(9 colors)




Cat. C | Sealife
(10 colors)




Cat. C | Sotega
(5 colors)




Cat. C | Step
(8 colors)




Cat. C | Step Melange
(8 colors)



Cat. F | Breeze Fusion
(5 colors)



Cat. F | Grain
(10 colors)



Cat. K | Cubic, in combination with Atlantic
(10 colors)

Materials Certifications

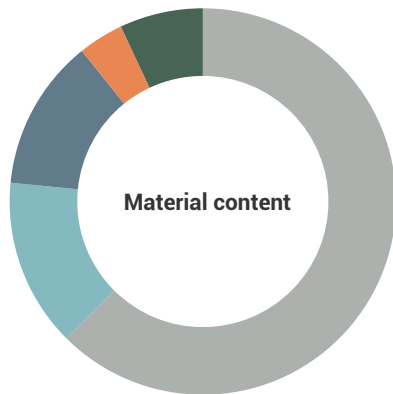
We use fabrics that guarantee high performance in terms of comfort, strength and sustainability. Attention to the health and safety of people and the environment are verified through globally-recognised product certification. Most of the upholstery we use for our seating collections is made from recycled materials which can also be reused at the end of their service life.



Sustainability

Our design and production philosophy is based on the pursuit of simplicity in order to create sustainable and durable collections. Our products have an unmistakable design which however is subjected to the carefull evaluation of any possible aspects to improve sustainability, durability and recyclability in accordance with the highest international standards. We believe that our responsible approach may effectively reduce environmental impact of our products throughout the entire lifecycle of the various components. We do not use chemicals hazardous or dangerous to the environment, and the materials we use are tested and evaluated for potentially harmful effects on human health and the environment. Where possible, we reduce packaging materials to a minimum, which also optimises transport volume.

DuoChair



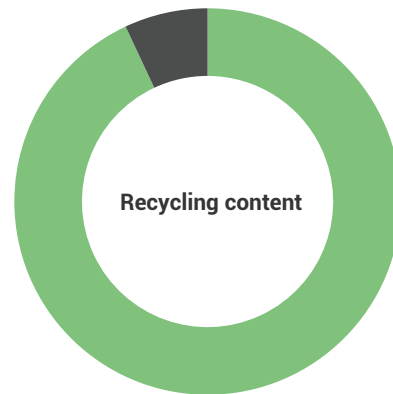
Materials		%
Plastic	●	62
Metal	●	14
Aluminum	●	13
Polyurethane	●	4
Miscellaneous	●	7
Total		15.8 kg

The materials we select meet high quality standards, guaranteeing durable and eco-friendly products.

At ICF, we use:

- Ecological and/or post-consumer recycled materials;
- Products free from formaldehyde and toxic substances;
- Finishes free from hexavalent chromium.

Each component of the seat can be disassembled for repair, reuse and recycling.



		%
Recycling	●	93
Not recycling	●	7

DuoChair is a chair weighing approximately 15.8 kg and approximately 93% recyclable when completely and correctly separated.

DuoChair is conceived in accordance with the guidelines of eco-design, a technical methodology applied during design of a product in order to reduce that product's carbon footprint and environmental impact.

Note:

Material and Recycling content percentages may vary depending on the specific model evaluated and consequently of the structural materials and finishes of the considered model.

The above sustainability contents refer to model DCE.513.

Certifications

- EN 1335:2020 - Level A
- BS EN 1335-2:2018
- VOC Emission Test Report in compliance with DE-UZ 117, RAL GZ 430, EU Ecolabel, FEMB (Mini and Mini Melange upholsteryes)
- CAM (Mini and Mini Melange upholsteryes)
- Leed V4/V4.1 Beta (Mini and Mini Melange upholsteryes)
- Ansi Bifma section 7.6.1/7.6.2/7.6.3 (Mini and Mini Melange upholsteryes)
- Fire retardant Class 1 IM (Atlantic/Rhythm, Mini and Mini Melange upholsteryes)
- Fire retardant Class 1 (Mesh upholstery)

Una Plus

Adaptive Monoframe



Una Plus Collection



Una Plus represents a significant leap forward in office seating design with its pioneering Adaptive Monoframe technology. This unique system features a flexible side frame crafted from a pliable polymer with exceptional elasticity and mechanical strength. The Adaptive Monoframe seamlessly integrates with the synchronized recline mechanism, creating a dynamic seating experience that adjusts fluidly to the user's movements.

The Adaptive Monoframe transcends traditional distinctions between upholstery and padding, as well as between seat and backrest. By unifying these elements into a single flexible suspension, UnaPlus redefines the aesthetic and functional qualities of office chairs. The result is a streamlined, modern design that offers unparalleled support and comfort.

Una Plus's suspension upholstery—available in mesh, fabric, or leather—features a memory effect that ensures consistent comfort throughout the day. This innovative material minimizes pressure points and evenly distributes weight, reducing pressure concentrations commonly found in conventional chairs. By adapting to the user's body, it provides a healthy and comfortable seating experience, making it ideal for prolonged use.

By combining the comfort of an ergonomic chair with the sophisticated design of a meeting or executive chair it offers the best of both worlds: ergonomic support and a refined look suitable for any modern office setting. The collection offers a versatile range with low, mid and high backrest versions.

The supporting structure is crafted from die-cast aluminum, a material known for its durability and timeless quality. The strong and flexible mesh suspension is made of an elastic monofilament interwoven with traditional fabric, provides superior breathability and heat exchange. The upholstered suspension features a highly resistant base layer with a thin polyurethane padding, available in both fabric and genuine bovine leather. This choice of construction and materials, along with its meticulously designed form, stands as a lasting investment, maintaining its high value during the years.



Chairs with 5 star base, painted structure and upholstery in mesh.



Chairs with 5 star base, chromed structure and upholstery in mesh.



Chairs with 5 star base, chromed structure and upholstery in leather.



Chairs with 5 star base, painted structure and upholstery in mesh.



Chairs with 5 star base, painted structure and upholstery in fabric.



Chairs with 5 star base, painted structure and upholstery in mesh.



Chairs with 5 star base, painted structure and upholstery in mesh.



Chairs with 5 star base, chromed structure and upholstery in fabric.



Chairs with 5 star base, painted structure and upholstery in mesh.

Una Plus | Technical Specification



Supporting structure: In die-cast aluminum with polished, chromed or painted finish. Side profiles with controlled deformation in techno-polymer with very high characteristics of resistance and flexibility. The specially designed construction sections guarantee maximum flexibility in all conditions of use and even after countless load cycles.

Seat and backrest: Seat and backrest formed from a single sheet of elastic material, tensioned over a perimeter structure. The elastic two-toned mesh (70% polyester elastomer, 30% polyester) load-bearing, flexible and totally breathable. The suspension in fabric or leather, sandwich-molded, has a series of characteristic horizontal stripes and optimally supports and distributes the user's weight. The leather covering includes an eco-leather back with predetermined color combinations.

Lumbar support (for UPL models only): Made of plastic material, it automatically increases the tension of the sheet allowing to improve the support of the spine. Adjustable in height with a stroke of 6 cm. It can be installed or removed at any time.

Armrests: Fixed armrests in polyamide. 3D armrests adjustable in height, width and depth. Optional leather upholstery. Available also without armrest.

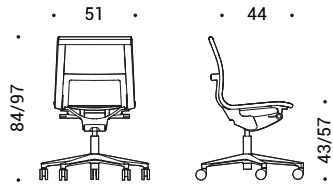
Height adjustment: Seat height can be adjusted a maximum of 14 cm with a lever. The gaslift complies to EN16955:2017.

Synchronised tilting mechanism: The Synchronized tilting mechanism instantly follows the user's movements. During the swing, the thrust intensity of the mechanism increases proportionally to ensure adequate support even in reclined positions. At the same time the front of the seat lowers slightly to reduce the pressure on the user's legs. The backrest can be locked vertically and in eleven intermediate positions. The mechanism is made of die-cast aluminum, with helicoidal balancing springs in harmonic steel.

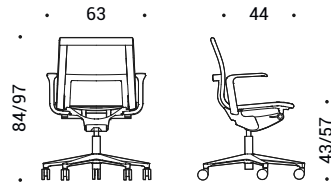
Base: Five star base on castors available in: die-cast aluminum with polished, chromed or painted finish depending on the structure or in black nylon.

Castors: In black plastic with soft running surface for use on any type of flooring and a load depending safety brake complies to EN 12529:2001. Diam. 65 mm.

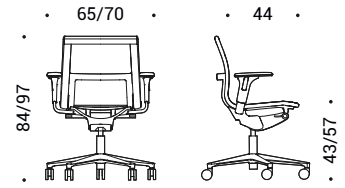
Dimensions



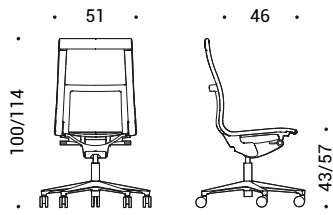
UPN.401 | Swivel chair, height adjustable, syncro tilting mechanism



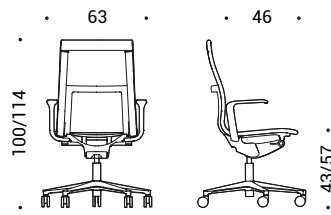
UPN.411 | Swivel chair, height adjustable, syncro tilting mechanism, fixed armrests in plastic material



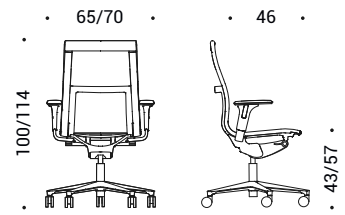
UPN.421 | Swivel chair, height adjustable, syncro tilting mechanism, 3D armrests



UPN.701 | Swivel chair, height adjustable, syncro tilting mechanism



UPN.711 | Swivel chair, height adjustable, syncro tilting mechanism, fixed armrests in plastic material



UPN.721 | Swivel chair, height adjustable, syncro tilting mechanism, 3D armrests

Product Finishes

Aluminum Structure | Structure, base



47 | Polished



55 | Chromed



115 | Black
Powder coated



095 | Grey
Powder coated



100 | White
Powder coated

Plastic Material | Structure, base




115 | Black




095 | Grey


Fabric




Cat. B | Atlantic
(17 colors)




Cat. B | Mini
(7 colors)




Cat. B | Tonal
(15 colors)



Cat. C | Cura
(14 colors)




Cat. C | Mini Melange
(9 colors)




Cat. C | Sealife
(11 colors)




Cat. C | Sotega
(10 colors)




Cat. C | Step
(8 colors)



Cat. C | Step Melange
(8 colors)




Cat. F | Breeze Fusion
(5 colors)



Cat. F | Grain
(10 colors)

Mesh



Cat. X | Elastic Mesh
(7 colors)

Leather



Cat. E | Leather
(18 colors)

Material Certifications

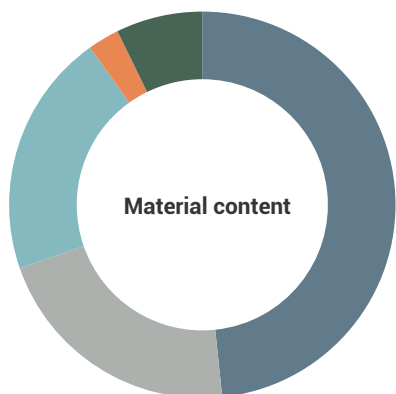
We use fabrics that guarantee high performance in terms of comfort, strength and sustainability. Attention to the health and safety of people and the environment are verified through globally-recognised product certification. Most of the upholstery we use for our seating collections is made from recycled materials which can also be reused at the end of their service life.



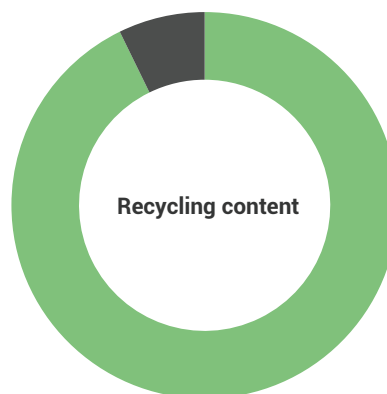
Sustainability

Our design and production philosophy is based on the pursuit of simplicity in order to create sustainable and durable collections. Our products have an unmistakable design which however is subjected to the careful evaluation of any possible aspects to improve sustainability, durability and recyclability in accordance with the highest international standards. We believe that our responsible approach may effectively reduce environmental impact of our products throughout the entire lifecycle of the various components. We do not use chemicals hazardous or dangerous to the environment, and the materials we use are tested and evaluated for potentially harmful effects on human health and the environment. Where possible, we reduce packaging materials to a minimum, which also optimises transport volume.

Una Plus



Materials		%
Aluminum	●	48
Plastic	●	21
Metal	●	21
Polyurethane	●	3
Miscellaneous	●	7
Total		15.2 kg



		%
Recycling	●	93
Not recycling	●	7

The materials we select meet high quality standards, guaranteeing durable and eco-friendly products.

At ICF, we use:

- Ecological and/or post-consumer recycled materials;
- Products free from formaldehyde and toxic substances;
- Finishes free from hexavalent chromium.

Each component of the seat can be disassembled for repair, reuse and recycling.

Una Plus is a chair weighing approximately 15.2 kg and approximately 93% recyclable when completely and correctly separated.

Una Plus is conceived in accordance with the guidelines of eco-design, a technical methodology applied during design of a product in order to reduce that product's carbon footprint and environmental impact.

Note:

Material and Recycling content percentages may vary depending on the specific model evaluated and consequently of the structural materials and finishes of the considered model.

The above sustainability contents refer to model UPN.721.

Certifications

- EN 1335-1:2020 Level B
- ANSI-BIFMA X5.1
- VOC Emission Test Report in compliance with DE-UZ 117, RAL GZ 430, EU Ecolabel, FEMB (Mini and Mini Melange upholstery)
- VOC Emission Test Report in compliance with Agbb (Mesh upholstery)
- CAM (Mini and Mini Melange upholstery)
- Leed V4/V4.1 Beta (Mini and Mini Melange upholstery)
- Ansi Bifma section 7.6.1/7.6.2/7.6.3 (Mini and Mini Melange upholstery)
- Fire retardant Class 1 IM (Mini, Mini Melange, Sotega and Leather upholstery)
- Fire retardant Class 1 (Mesh upholstery)
- Technical Bulletin 133 (Mesh upholstery)

Una Plus Executive

Comfortable Elegance



ICF

Una Plus Executive



Una Plus Executive is built around an innovative single-piece structure that bends along with the synchronised oscillation mechanism. Its refined design enhances the comfort of the wide padded seat, either leather or fabric lined, hand-finished by our craftsmen. This makes Una Plus Executive a lasting investment, which preserves its exceptional value over the years, endowing all managerial settings with a personal touch.

Collection of chairs with die-cast aluminum structure, chromed or polished. Padded seat and backrest upholstered in fabric or leather. Height adjustment with pneumatic lift.

Supporting structure in die-cast aluminum with polished, chromed or painted finish. Controlled resilience to deformation of side profiles in technopolymer with very high resistance and flexibility. The specially designed construction sections guarantee maximum flexibility in all conditions of use and even after countless load cycles.

Seat and backrest formed from a single sheet of elastic material, tensioned over a perimeter structure. The elastic suspension in fabric or leather is enriched by the overlapping padded cushions covered in fabric or leather. The leather covering includes an eco-leather back with predetermined color combinations.

Five star base on castors. Fixed armrests in aluminum or 3D armrests with height adjustment.



Chromed structure, upholstery in leather.



Chromed structure, upholstery in leather.

Una Plus Executive | Technical Specification



Supporting structure: In die-cast aluminum with polished, chromed or painted finish. Controlled resilience to deformation of side profiles in technopolymer with very high resistance and flexibility. The specially designed construction sections guarantee maximum flexibility in all conditions of use and even after countless load cycles.

Seat and backrest: Formed from a single sheet of elastic material, tensioned over a perimeter structure. The elastic suspension in fabric or leather is enriched by the overlapping padded cushions covered in fabric or leather. The leather covering includes an eco-leather back with predetermined color combinations.

Armrests: Fixed armrests in polyamide. 3D armrests adjustable in height, width and depth. The directional armrests are made of die-cast aluminum with finish depending on the structure; soft polyurethane support element with optional leather cover.

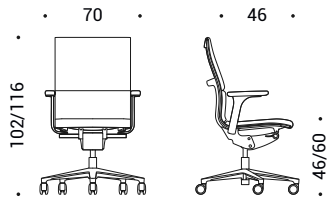
Height adjustment: Seat height can be adjusted a maximum of 14 cm with a lever. The gaslift complies to EN16955:2017.

Synchronised tilting mechanism: Synchronised tilting mechanism with knob which allows to adapt the resistance of the tilting mechanism to the weight and sitting style of the user. During the swing, the thrust intensity of the mechanism increases proportionally to ensure adequate support even in reclined positions. At the same time the front of the seat lowers slightly to reduce the pressure on the user's legs. The backrest can be locked vertically and in eleven intermediate positions. The mechanism is made of die-cast aluminum, with helicoidal balancing springs in harmonic steel.

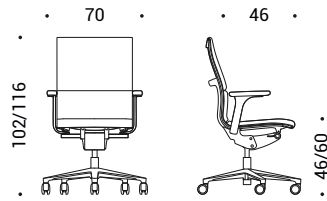
Base: Five star base on castors made of die-cast aluminum with polished or chromed finish depending on the structure.

Castors: In black plastic with soft running surface for use on any type of flooring and a load depending safety brake complies to EN 12529:2001. Diam. 65 mm.

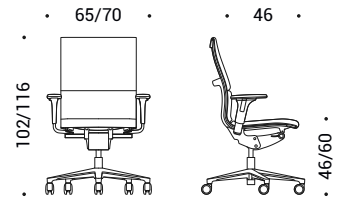
Dimensions



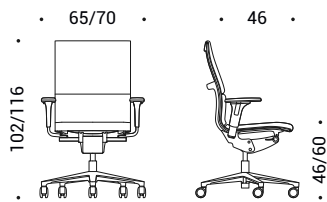
UPL.913 | Swivel chair, height adjustable, syncro tilting mechanism, fixed arms in aluminum with polyurethane pad



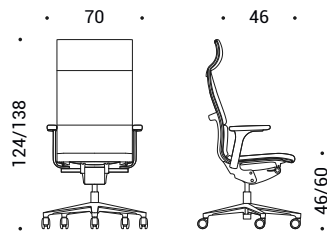
UPL.914 | Swivel chair, height adjustable, syncro tilting mechanism, fixed arms in aluminum with polyurethane pad covered in leather



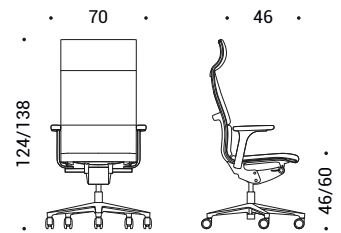
UPL.923 | Swivel chair, height adjustable, syncro tilting mechanism, 3D armrests



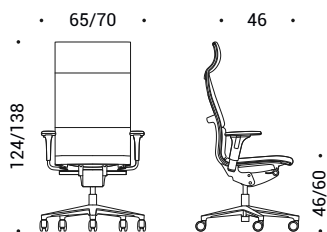
UPL.924 | Swivel chair, height adjustable, syncro tilting mechanism, 3D armrests covered in leather



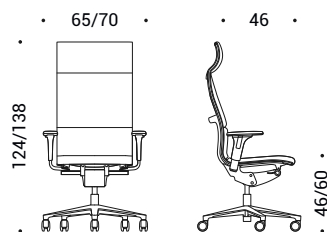
UPL.933 | Swivel chair, height adjustable, syncro tilting mechanism, fixed arms in aluminum with polyurethane pad



UPL.934 | Swivel chair, height adjustable, syncro tilting mechanism, fixed arms in aluminum with polyurethane pad covered in leather



UPL.943 | Swivel chair, height adjustable, syncro tilting mechanism, 3D armrests



UPL.944 | Swivel chair, height adjustable, syncro tilting mechanism, 3D armrests covered in leather

Product Finishes

Aluminum Structure | Structure, base




47 | Polished




55 | Chromed

Plastic Material | Structure, base




115 | Black

Fabric



Cat. F | Breeze Fusion
(5 colors)



Cat. F | Grain
(10 colors)

Leather



Cat. E | Leather
(15 colors)



Cat. H | Premium Leather
(10 colors)

Materials Certifications

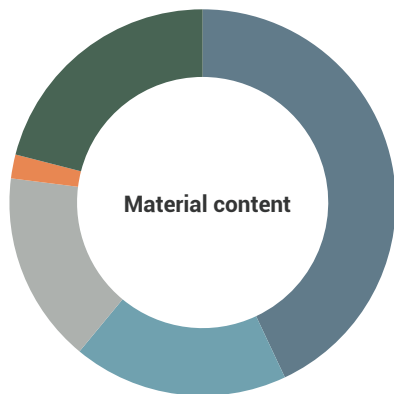
We use fabrics that guarantee high performance in terms of comfort, strength and sustainability. Attention to the health and safety of people and the environment are verified through globally-recognised product certification. Most of the upholstery we use for our seating collections is made from recycled materials which can also be reused at the end of their service life.



Sustainability

Our design and production philosophy is based on the pursuit of simplicity in order to create sustainable and durable collections. Our products have an unmistakable design which however is subjected to the careful evaluation of any possible aspects to improve sustainability, durability and recyclability in accordance with the highest international standards. We believe that our responsible approach may effectively reduce environmental impact of our products throughout the entire lifecycle of the various components. We do not use chemicals hazardous or dangerous to the environment, and the materials we use are tested and evaluated for potentially harmful effects on human health and the environment. Where possible, we reduce packaging materials to a minimum, which also optimises transport volume.

Una Plus Executive



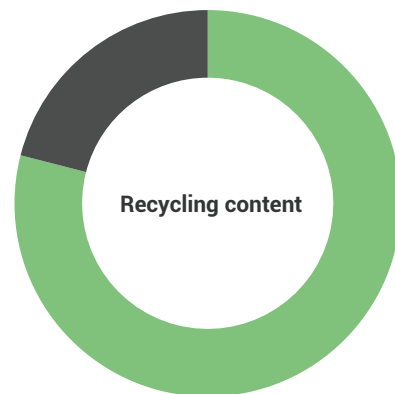
Materials		%
Aluminum	●	43
Metal	●	18
Plastic	●	16
Polyurethane	●	2
Miscellaneous	●	21
Total		17.2 kg

The materials we select meet high quality standards, guaranteeing durable and eco-friendly products.

At ICF, we use:

- Ecological and/or post-consumer recycled materials;
- Products free from formaldehyde and toxic substances;
- Finishes free from hexavalent chromium.

Each component of the seat can be disassembled for repair, reuse and recycling.



		%
Recycling	●	79
Not recycling	●	21

Una Plus Executive is a chair weighing approximately 17.2 kg and approximately 79% recyclable when completely and correctly separated.

Una Plus Executive is conceived in accordance with the guidelines of eco-design, a technical methodology applied during design of a product in order to reduce that product's carbon footprint and environmental impact.

Note:

Material and Recycling content percentages may vary depending on the specific model evaluated and consequently of the structural materials and finishes of the considered model.

The above sustainability contents refer to model UPL.923.

Certifications

- EN 1021 - 1/2 (Leather upholstery)
- BS 5852:1990 0-1 (Leather upholstery)
- BS 5852:1990 5 (Leather upholstery)

Pyla Chair

Responsive Work Seating



Pyla Chair Collection



The Pyla Chair is a premium ergonomic office chair meticulously designed to provide exceptional comfort, support, and style for both professional and modern work environments. Its combination of robust construction, customizable features, and elegant design makes it an excellent choice for those seeking both functionality and style in their workspace. Whether opting for the breathable mesh, the fully upholstered soft version, the versatile cantilever, or the robust Quattro model, the Pyla Chair offers superior comfort and support tailored to individual needs.

At the heart of the Pyla Chair lies its rear structure, made from high-quality die-cast aluminum. This choice of material guarantees maximum torsional strength, providing a sturdy foundation that supports the intricate backrest shell and securely anchors the armrests. The aluminum framework not only ensures durability but also elegantly transmits the chair's movement geometry, allowing for fluid and natural adjustments between the backrest and seat. The supporting structure of the Pyla Chair is available in polished, chromed, or painted finish, and seamlessly integrates into any office décor, offering both aesthetic appeal and structural integrity.

Understanding the critical importance of spinal support, the Pyla Chair is equipped with an adaptive lumbar support. This feature is adjustable in height, offering a 6 cm range to accommodate various body types and personal preferences. Whether you need more support during intensive work sessions or prefer a lighter touch, the lumbar support can be effortlessly positioned to ensure optimal spinal alignment and comfort.

The armrests of the Pyla Chair are designed with versatility and user comfort in mind. Featuring 4D adjustability, they can be independently adjusted in height, depth, width, and inclination, allowing users to find the perfect ergonomic position for their arms and shoulders. The support pads are crafted from integral polyurethane, providing a soft yet durable surface for resting the arms. The armrest supports are available in polished or chromed die-cast aluminum or polyamide, ensuring they complement the chair's overall aesthetic. For those who prefer a more minimalist look or have limited space, fixed armrests are also available, or the option to omit armrests entirely, offering complete flexibility based on individual needs.

The Pyla Chair is available in several variants, including a breathable mesh version, a fully upholstered soft version, a cantilever model, and the Quattro model. Each variant is tailored to provide specific comfort and support features suitable for different work environments and personal preferences.



Chromed base, painted structure, seat upholstered in fabric, backrest in mesh.



Chromed base, painted structure, seat and backrest upholstered in fabric.



Chromed base, painted structure, seat upholstered in fabric, backrest fully upholstered in fabric.

Pyla Chair | Technical Specification



Supporting structure: The rear structure in die-cast aluminum ensures maximum torsional strength, supports the backrest shell, fixes the armrests and transmits the movement geometry to the backrest and seat. Available in three different finishes: polished, chromed or painted.

Backrest in mesh: Frame with technopolymer structure upholstered with a load-bearing and flexible mesh. 3D mesh sheet (single-colour - 100% polyester) or in elastic mesh (two-toned effect - 70% polyester elastomer, 30% polyester). The mesh sheet ensures full breathability and thorough air circulation.

Backrest in fabric: Frame with technopolymer structure upholstered in fabric or leather. The sheet has a series of characteristic horizontal stripes and it is suspended in order to distribute the body weight optimally. The leather covering includes an eco-leather back with predetermined colour combinations.

Soft backrest: The frame is entirely covered in fabric or leather to increase the feeling of comfort while maintaining the characteristics of breathability and elasticity.

Seat cushion: Seat cushion in cold moulded polyurethane foam, thickness 55 mm, with structural insert in poly-propylene. Upholstered in fabric or leather. The foam is approved in class 1IM and complies with all safety and comfort standards.

Lumbar support: Made of plastic material, it automatically increases the tension of the sheet allowing to improve the support of the spine. Adjustable in height with a stroke of 6 cm.

Armrests: 4D armrests are adjustable in height, depth, width and inclination. The support pads of the armrests are made of integral polyurethane. The armrest support is made of polished or chromed die-cast aluminum or polyamide.

Depth of the seat: The seat depth adjustment is easily activated in seated position by means of an intuitive lever with 6 cm adjustment range.

Height adjustment: Seat height can be adjusted a maximum of 12 cm with a lever. The gaslift complies to EN16955:2017.

Synchronised tilting mechanism:

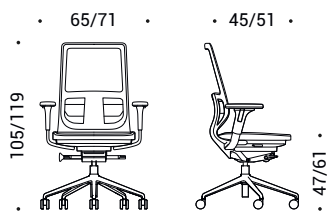
Synchronised tilting mechanism with knob which allows to adapt the resistance of the tilting mechanism to the weight and sitting style of the user. The backrest can be locked vertically and in four intermediate positions.

Auto-fit swing mechanism: Synchronized mechanism with "auto-fit" system for automatic adjustment of the backrest resistance based on the weight of the user. Additional knob for the comfort tension adjustment according to individual preferences. Optional forward adjustment.

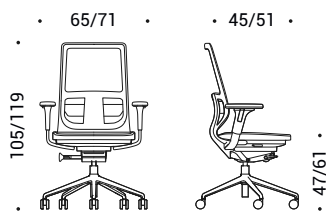
Base: Five star base made of die-cast aluminum, with a polished, chromed or painted finish depending on the structure or polyamide dyed in black or light grey. Available in stool version with footing.

Castors: In black plastic with soft running surface for use on any type of flooring and a load depending safety brake complies to EN 12529:2001. Diam. 50 mm.

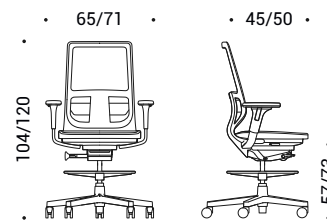
Dimensions



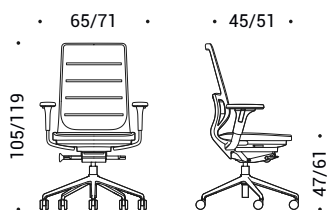
PM.256 | Swivel chair, height adjustable, synchro tilting mechanism, adjustable lumbar support



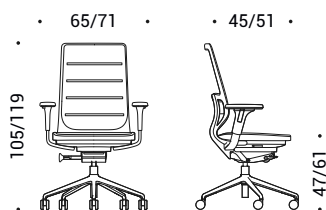
PMA.256 | Swivel chair, height adjustable, synchro tilting mechanism auto-fit, adjustable lumbar support



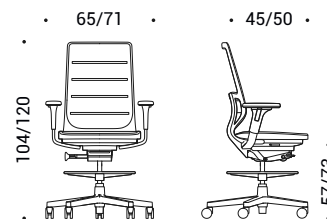
SMA.256 | Swivel stool, height adjustable, synchro tilting mechanism auto-fit, adjustable lumbar support



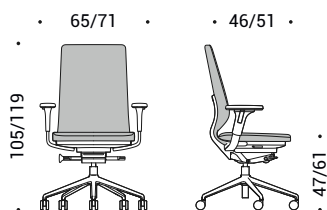
PF.256 | Swivel chair, height adjustable, synchro tilting mechanism, adjustable lumbar support



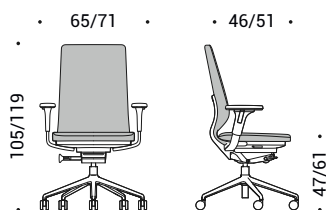
PFA.256 | Swivel chair, height adjustable, synchro tilting mechanism auto-fit, adjustable lumbar support



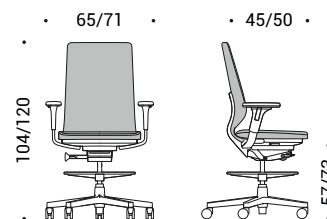
SFA.256 | Swivel stool, height adjustable, synchro tilting mechanism auto-fit, adjustable lumbar support



PS.256 | Swivel chair, height adjustable, synchro tilting mechanism, adjustable lumbar support



PSA.256 | Swivel chair, height adjustable, synchro tilting mechanism auto-fit, adjustable lumbar support



SMSA.256 | Swivel stool, height adjustable, synchro tilting mechanism auto-fit, adjustable lumbar support

Pyla Cantilever | Technical Specification



Structure and base: The Cantilever model is designed as a chair for visitors, meetings and conferences. The design integrates the armrests into the tubular steel structure with a round section and gives a domestic and relaxing appearance. The flexibility of the structure offers additional comfort by absorbing the dynamic force when sitting down. The metal tubes are integrated with the armrests and seem to continue directly in the structure of the frame, thus forming a perfect integration and continuity of the design.

Backrest frame: The backrest is made of a partially covered techno-polymer shell. Internal counterframe with flexible slats on which a padded cushion in cold foamed polyurethane and the external covering in fabric or leather are fixed.

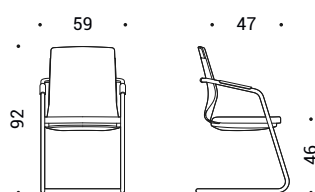
Backrest upholstery: The backrest is partially covered with a cold-foamed polyurethane cushion upholstered in fabric or leather. The foam is approved in class 11M and complies with all safety and comfort standards. The anatomical shape with a slight depression in the central part automatically adapts to

the weight and conformation of any user. The fabric or leather upholstery has excellent breathability and adds a pleasant feeling of comfort.

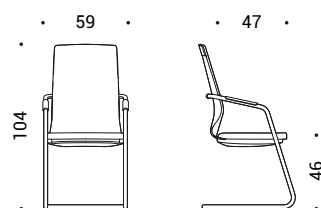
Seat cushion: The cushion consists in a cold-foamed polyurethane, thickness 55 m, with structural insert in polypropylene. Upholstered in fabric or leather. The foam is approved in class 11M and complies with all safety and comfort standards.

Armrests: The plastic armrest have rounded edges and are fixed to base tubular section.

Dimensions



PC.264 | Chair on cantilever



PC.266 | Chair on cantilever

Pyla Quattro | Technical Specification



Structure: The body is made in thermoplastic material, available in 2 colors: grey or black.

Backrest frame: The backrest is made of a partially covered techno-polymer shell. Internal counterframe with flexible slats on which a padded cushion in cold foamed polyurethane and the external covering in fabric or leather are fixed.

Backrest upholstery: The backrest is partially covered with a cold-foamed polyurethane cushion upholstered in fabric or leather. The foam is approved in class 1IM and complies

with all safety and comfort standards. The anatomical shape with a slight depression in the central part automatically adapts to the weight and conformation of any user. The fabric or leather upholstery has excellent breathability and adds a pleasant feeling of comfort.

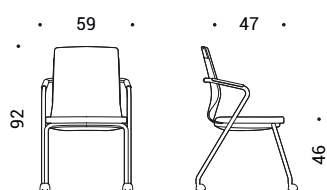
Seat cushion: The cushion consists in a cold-foamed polyurethane, thickness 55 mm, with structural insert in polypropylene. Upholstered in fabric or leather. The foam is approved in class 1IM and complies with all safety and comfort standards.

Armrests: Plastic armrests with rounded edges are fastened to the tubular base structure.

Base: The 4-legged base is made in chromed tubular steel with castors.

Castors: In black plastic with soft running surface for use on any type of flooring and a load depending safety brake complies to EN 12529:2001. Castor cover in black plastic.

Dimensions



PQ.274 | Chair on 4 legs

Product Finishes

Steel/Aluminum Structure | Structure, base, armrests



47 | Polished



55 | Chromed



115 | Black
Powder coated



095 | Grey
Powder coated




100 | White
Powder coated

Plastic Material | Structure, base, armrests



115 | Black




095 | Grey




100 | White


Fabric




Cat. B | Atlantic
(17 colors)




Cat. B | Mini
(7 colors)




Cat. B | Tonal
(15 colors)




Cat. C | Cura
(15 colors)




Cat. C | Mini Melange
(9 colors)




Cat. C | Sealife
(10 colors)




Cat. C | Sotega
(5 colors)




Cat. C | Step
(8 colors)



Cat. C | Step Melange
(8 colors)




Cat. F | Breeze Fusion
(5 colors)




Cat. F | Grain
(10 colors)


Mesh



Cat. X | Elastic Mesh
(7 colors)



Cat. X | Rhythm
(9 colors)



Cat. X | Tale
(15 colors)



Cat. E | Leather
(15 colors)

Leather

Materials Certifications

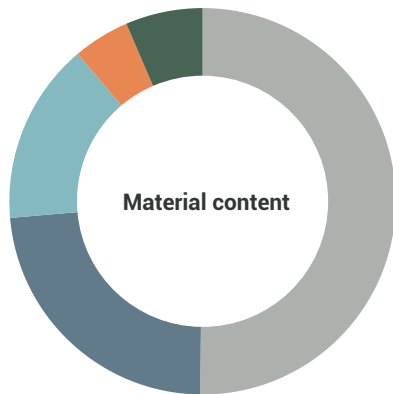
We use fabrics that guarantee high performance in terms of comfort, strength and sustainability. Attention to the health and safety of people and the environment are verified through globally-recognised product certification. Most of the upholstery we use for our seating collections is made from recycled materials which can also be reused at the end of their service life.



Sustainability

Our design and production philosophy is based on the pursuit of simplicity in order to create sustainable and durable collections. Our products have an unmistakable design which however is subjected to the careful evaluation of any possible aspects to improve sustainability, durability and recyclability in accordance with the highest international standards. We believe that our responsible approach may effectively reduce environmental impact of our products throughout the entire lifecycle of the various components. We do not use chemicals hazardous or dangerous to the environment, and the materials we use are tested and evaluated for potentially harmful effects on human health and the environment. Where possible, we reduce packaging materials to a minimum, which also optimises transport volume.

Pyla Chair



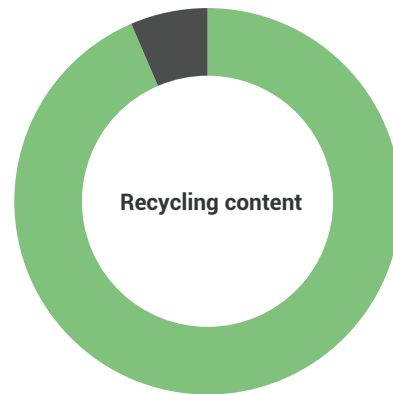
Materials		%
Plastic	●	50
Aluminum	●	23
Metal	●	15
Polyurethane	●	5
Miscellaneous	●	7
Total		17.5 kg

The materials we select meet high quality standards, guaranteeing durable and eco-friendly products.

At ICF, we use:

- Ecological and/or post-consumer recycled materials;
- Products free from formaldehyde and toxic substances;
- Finishes free from hexavalent chromium.

Each component of the seat can be disassembled for repair, reuse and recycling.



		%
Recycling	●	94
Not recycling	●	6

Pyla Chair is a chair weighing approximately 17.5 kg and approximately 94% recyclable when completely and correctly separated.

Pyla Chair is conceived in accordance with the guidelines of eco-design, a technical methodology applied during design of a product in order to reduce that product's carbon footprint and environmental impact.

Note:

Material and Recycling content percentages may vary depending on the specific model evaluated and consequently of the structural materials and finishes of the considered model.

The above sustainability contents refer to model PF.256.

Certifications

- EN 1335-1:2020 Level B (Pyla Mesh)
- ANSI-BIFMA X5.1 (Pyla Mesh)
- EN 16139:2013 - 1st level (Pyla Cantilever, Pyla Quattro)
- Fire retardant Class 1 IM (Pyla Mesh: Atlantic/Rhythm, Atlantic/Runner, Relax Flex upholsteries)
- Fire retardant Class 1 IM (Pyla Soft: Sotega upholstery)

Cloud Chair

Design Equilibrium



Cloud Chair



"We believe that furniture design has a responsibility to help restore human equilibrium as much as possible. We've chosen to defy current trends by creating objects that are comfortable yet perceived as simple. It's an effort to introduce calm and serenity into environments that greatly need these qualities." Sottsass Associati

The Cloud Chair embodies a commitment to creating comfortable, visually simple seating that fosters a cool atmosphere in office spaces. Designed by Sottsass Associati, the Cloud Chair stands apart from highly technological options on the market, focusing instead on simplicity for well-being.

This responsive, versatile seating integrates functional design, technology, and elegance. The flexible upholstery of the seat and backrest conforms to the user's contours, distributes weight pressure evenly, and moves in harmony with the recline mechanism. The tilting mechanism promotes a healthy sitting posture, offering comfort and dynamism in any position. The seat and backrest angles align with modern ergonomic principles, ensuring a balanced swing that allows users to rest comfortably.

Cloud Chair represents a perfect synthesis of functionality and design, technology and elegance. With its significant presence and undeniable personality, the Cloud Chair conveys a sense of comfort where extraordinary attention to detail is paired with highly functional and effective individual adjustment mechanisms.

A chair that changes its character with different upholstery options. Whether important or vibrant, serious or cheerful, the extensive range of available meshes, fabrics and leathers allow the Cloud Chair to be customized with the personality you desire. An original finish option for the Cloud Chair features a bi-color elastic mesh, made of 70% polyester elastomer monofilament and 30% dyed polyester, which ensures breathability and heat exchange through its air-permeable structure.

The perimeter structure is made of aluminum profiles, while the load-bearing components are crafted from die-cast aluminum. This combination ensures that the structure is exceptionally rigid, maintaining its shape even under significant stress and providing robust support for the seat and backrest. It is available in three backrest heights and three finishes: polished, chromed, or painted.



Painted structure, seat upholstered in fabric or mesh, backrest in mesh.



Painted structure, upholstery in fabric.



Chromed structure, upholstery in leather.

Cloud Chair | Technical Specification



Structure: The perimeter structure is made of extruded aluminum, while the load-bearing components are in die-cast aluminum. The structure thus created is particularly rigid, maintains its shape even under considerable stress and supports the seat and backrest sheet. Available with three backrest heights and in three different finishes: polished, chromed or painted.

Seat and backrest: The sheet is available in mesh or upholstered in fabric or leather. The mesh sheet ensures full breathability and thorough air circulation and is available in nylon mesh (single-color - 75% vinyl resin, 25% polyester) or in elastic mesh (two-toned effect - 70% polyester elastomer, 30% polyester). The fabric or leather sheet is pressed onto a central layer of high-resistance technical material and two layers of flexible polyurethane. The sheet thus obtained has a series of characteristic horizontal stripes and it is suspended in order to distribute the body weight optimally.

Lumbar support: Made of black polyurethane foam, it automatically increases the tension of the sheet allowing to improve the support of the spine. Adjustable in height with a stroke of 6 cm. It can be installed or removed at any time.

Armrest: Fixed armrests available in two versions: open shaped "Task", suitable for operational and directional situations, made of die-cast aluminum with a polished, chromed or painted finish and support element in integral polyurethane which offers soft cushioning and is pleasant to the touch. Closed shaped "Meeting", suitable for meeting rooms and visitor seats, in die-cast aluminum with polished, chromed or painted finish.

Swivel mechanism: Multidirectional swivel movement.

Height adjustment: Seat height can be adjusted a maximum of 14 cm with a lever. The gaslift complies to EN16955:2017.

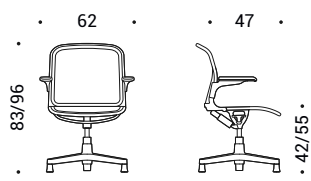
Tilt mechanism: Synchronized mechanism with individual adjustment knob of the back thrust based on the weight of the user. The backrest can be locked in a vertical position and in four intermediate positions.

Base: Four or five star base made of die-cast aluminum, with a polished, chromed or painted finish depending on the structure. Available with castors or plastic glides.

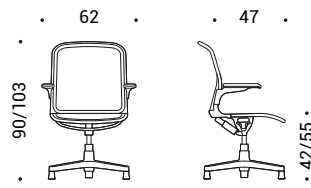
Castors: Standard castors in black plastic, diam. 65 mm, with soft running surface for use on hard flooring as marble, parquet, tiles in general and a load depending safety brake complies to EN 12529:2001. Castors with hard tread for carpet available on request.

Glides: In black nylon base and soft-plastic glide, diam. 37 mm.

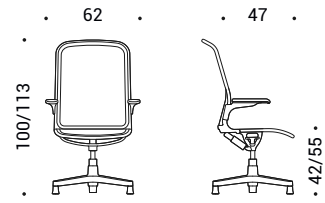
Dimensions



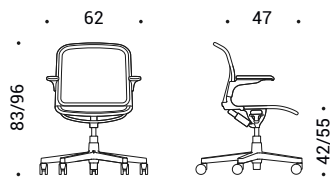
SAT.408 | swivel chair, height adjustable, unlockable tilting mechanism



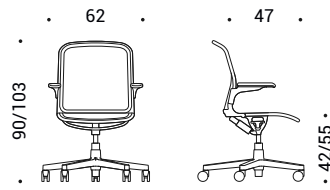
SAT.108 | swivel chair, height adjustable, unlockable tilting mechanism



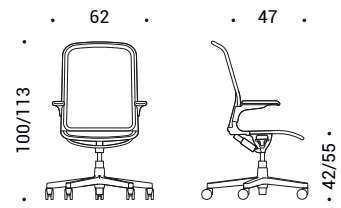
SAT.608 | swivel chair, height adjustable, unlockable tilting mechanism



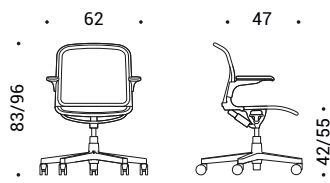
SAT.409 | swivel chair, height adjustable, unlockable tilting mechanism



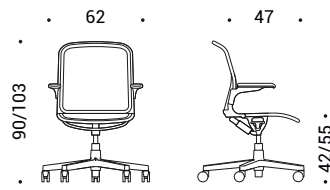
SAT.109 | swivel chair, height adjustable, unlockable tilting mechanism



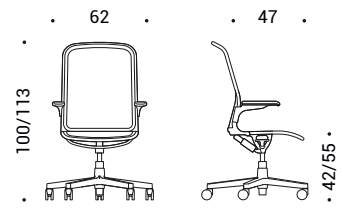
SAT.609 | swivel chair, height adjustable, unlockable tilting mechanism



SAT.417 | swivel chair, height adjustable, lockable tilting mechanism



SAT.117 | swivel chair, height adjustable, lockable tilting mechanism



SAT.617 | swivel chair, height adjustable, lockable tilting mechanism

Product Finishes

Aluminum Structure | Structure, base, armrests




47 | Polished



55 | Chromed


Fabric



Cat. B | Atlantic
(17 colors)




Cat. B | Mini
(7 colors)




Cat. B | Tonal
(15 colors)



Cat. C | Cura
(15 colors)




Cat. C | Mini Melange
(9 colors)




Cat. C | Sealife
(10 colors)




Cat. C | Sotega
(5 colors)




Cat. C | Step
(8 colors)



Cat. C | Step Melange
(8 colors)




Cat. F | Breeze Fusion
(5 colors)




Cat. F | Grain
(10 colors)

Mesh



Cat. X | Elastic Mesh
(7 colors)



Cat. X | Tale
(15 colors)

Leather



Cat. E | Leather
(15 colors)

Materials Certifications

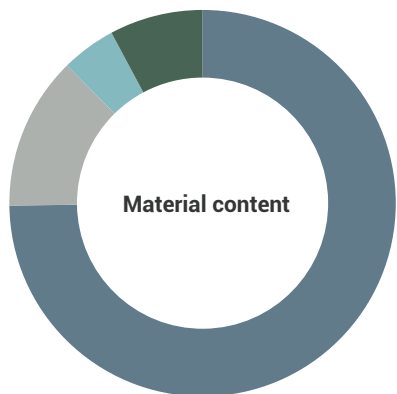
We use fabrics that guarantee high performance in terms of comfort, strength and sustainability. Attention to the health and safety of people and the environment are verified through globally-recognised product certification. Most of the upholstery we use for our seating collections is made from recycled materials which can also be reused at the end of their service life.



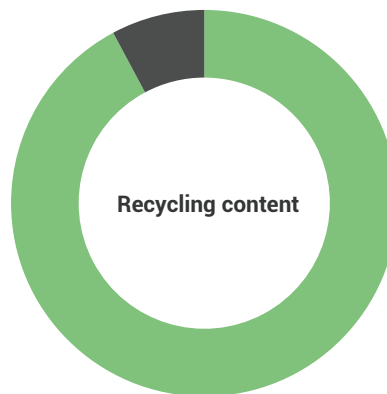
Sustainability

Our design and production philosophy is based on the pursuit of simplicity in order to create sustainable and durable collections. Our products have an unmistakable design which however is subjected to the careful evaluation of any possible aspects to improve sustainability, durability and recyclability in accordance with the highest international standards. We believe that our responsible approach may effectively reduce environmental impact of our products throughout the entire lifecycle of the various components. We do not use chemicals hazardous or dangerous to the environment, and the materials we use are tested and evaluated for potentially harmful effects on human health and the environment. Where possible, we reduce packaging materials to a minimum, which also optimises transport volume.

Cloud Chair



Materials		%
Aluminum	●	75
Plastic	●	13
Metal	●	4
Miscellaneous	●	8
Total		14.1 kg



		%
Recycling	●	92
Not recycling	●	8

The materials we select meet high quality standards, guaranteeing durable and eco-friendly products.

At ICF, we use:

- Ecological and/or post-consumer recycled materials;
- Products free from formaldehyde and toxic substances;
- Finishes free from hexavalent chromium.

Each component of the seat can be disassembled for repair, reuse and recycling.

Cloud Chair is a chair weighing approximately 14.1 kg and approximately 92% recyclable when completely and correctly separated.

Cloud Chair is conceived in accordance with the guidelines of eco-design, a technical methodology applied during design of a product in order to reduce that product's carbon footprint and environmental impact.

Note:

Material and Recycling content percentages may vary depending on the specific model evaluated and consequently of the structural materials and finishes of the considered model.

The above sustainability contents refer to model SAM.117.

Certifications

- EN 1335-1-2-3:2014
- UNI 9084:2002
- Ansi Bifma X5.1:2002
- Fire retardant Class 1 IM (Mesh N upholsteries)

Alba Chair

Softly Versatile, Balanced Proportions



Alba Chair Collection



The Alba Chair Collection epitomizes elegance with its fully upholstered design, perfectly suited for diverse environments such as offices, meeting rooms, conferences, and contract areas. Its originality stems from meticulously balanced proportions and precise construction techniques. The chair features a soft style with a dynamic profile and an elegant shell design that exudes a distinct personality.

Experience superior comfort with seat and backrest upholstered in molded polyurethane foam, seamlessly integrated over a sturdy metal shell structure. The armrests are thoughtfully incorporated into the seat shell with a soft polyurethane finish, enhancing both aesthetics and functionality and also increasing durability, providing a pleasant and long-lasting user experience. A characteristic double seam outlines the shell's perimeter, adding a refined touch. Choose from a five-star base with optional swivel and tilt mechanisms, lockable in an upright position for added versatility.

The Alba Collection offers a wide range of contemporary chairs available in three backrest heights and four base types. With an extensive selection of fabric and leather finishes, customization options are virtually limitless. Continuous stitching along the chair's perimeter highlights its sophisticated design, ensuring each piece stands out in any setting.

Every aspect of the Alba Chair is thoughtfully designed, achieving an ideal and balanced mix of form and function. This meticulous attention to detail makes the Alba Chair the ultimate expression of versatility, seamlessly blending style and comfort in any professional environment. Whether it's for an office, meeting room, or conference area, the Alba Chair's elegant design and superior functionality ensure a sophisticated and comfortable seating solution tailored to your specific needs.

The excellent quality of the seat is guaranteed by a frame composed of a series of steel tubulars that form a rigid structure able to maintain its shape even under conditions of considerable stress. The cold-foamed polyurethane padding with variable thicknesses provide uniform comfort over the entire width of the seat, supporting and distributing the weight of the body.



Painted structure and upholstery in fabric, different bases and mechanism.



Painted structure and upholstery in fabric, different bases and mechanism.



Chromed structure and upholstery in fabric, different bases and mechanism.



Chromed structure and upholstery in fabric, different bases and mechanism.



Chromed structure and upholstery in fabric, different bases and mechanism.



Chromed structure and upholstery in leather, different bases and mechanism.



Painted structure, upholstery in fabric.



Painted structure, upholstery in fabric.



Painted structure and upholstery in fabric, different bases and mechanism.



Chairs on skid base, painted structure and upholstery in fabric.



Chairs on skid base, chromed structure and upholstery in fabric.



Chairs on four legs, painted structure and upholstery in fabric.



Chairs on four legs, chromed structure and upholstery in fabric.



Chairs on four legs with solid wood structure, upholstery in fabric.



Chairs on four legs with solid wood structure, upholstery in fabric.

Alba 4/5 Star Base | Technical Specification



Structure: The excellent quality of the seat is guaranteed by a frame composed of a series of steel tubulars that form a rigid structure able to maintain its shape even under conditions of considerable stress. The cold-foamed polyurethane padding with variable thicknesses provides uniform comfort over the entire width of the seat, supporting and distributing the weight of the body. Available in three backrest heights.

Seat and backrest: The fabric or leather upholstery covers the entire structure. A characteristic continuous stitching emphasizes the perimeter of the chair and is available, on request, with a contrasting color for a personalization of the body.

Armrests: Closed shape, they are integrated into the seat structure and are padded with polyurethane foam. The support part of the armrest is made of soft integral polyurethane which makes the finish of the armchair pleasantly comfortable and increases the durability of the product.

Swivel mechanism: Multidirectional swivel movement.

Height adjustment: Seat height can be adjusted a maximum of 12 cm with a lever. The gaslift complies to EN16955:2017.

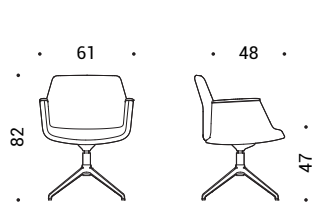
Tilt mechanism: An intuitive and effective tilt mechanism that instantly follows the user's movements. The particularly forward rotation point reduces pressure on the lower limbs while the chair rocks. The movement of the seat allows up to 16° of oscillation. The side knob allows to adapt the resistance of the tilting mechanism to the weight and sitting style of the user. Lever controls integrate the seat height adjustment, allow to lock/unlock the tilting mechanism in 5 positions and activate the backrest safety release.

Base: Four or five star base made of die-cast aluminum, with a polished, chromed or painted finish depending on the structure. Available with castors or plastic glides

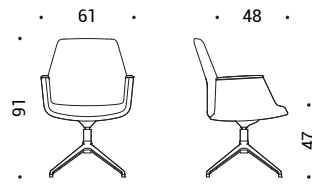
Castors: In black plastic with soft running surface for use on any type of flooring and a load depending safety brake complies to EN 12529:2001. Diam. 60 mm.

Glides: In black nylon base and soft-plastic glide, diam. 37 mm, with central felt element on request.

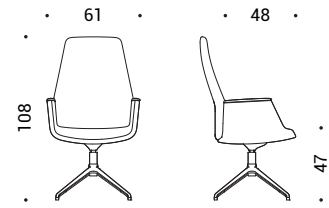
Dimensions



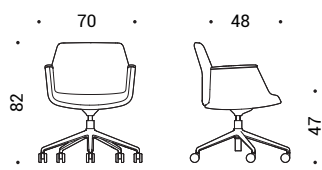
ALB.240 | Swivel chair, fixed height



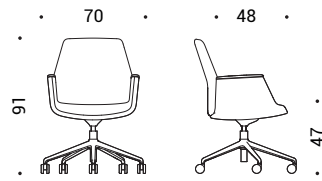
ALB.250 | Swivel chair, fixed height



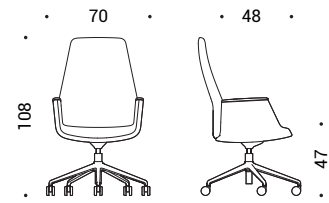
ALB.260 | Swivel chair, fixed height



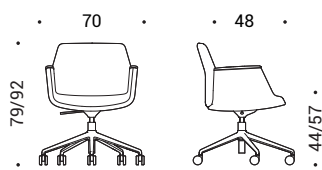
ALB.140 | Swivel chair, fixed height



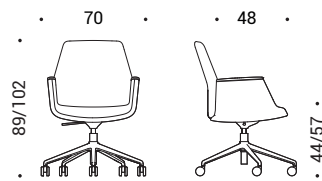
ALB.150 | Swivel chair, fixed height



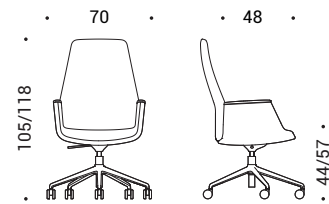
ALB.160 | Swivel chair, fixed height



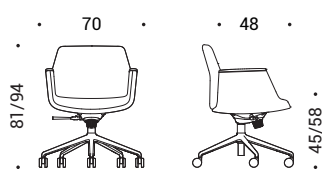
ALB.141 | Swivel chair, height adjustable



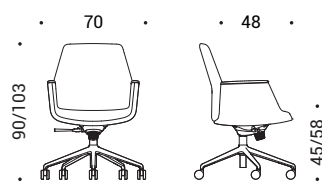
ALB.151 | Swivel chair, height adjustable



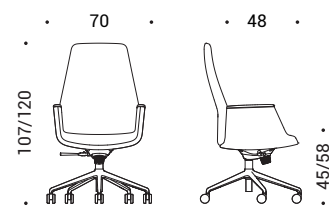
ALB.161 | Swivel chair, height adjustable



ALB.340 | Swivel chair, height adjustable, tilting mechanism



ALB.350 | Swivel chair, height adjustable, tilting mechanism



ALB.360 | Swivel chair, height adjustable, tilting mechanism

Alba Quattro | Technical Specification



Structure: The excellent quality of the seat is guaranteed by a frame composed of a series of steel tubulars that form a rigid structure able to maintain its shape even under conditions of considerable stress. The cold-foamed polyurethane padding with variable thicknesses provides uniform comfort over the entire width of the seat, supporting and distributing the weight of the body. Available in two backrest heights.

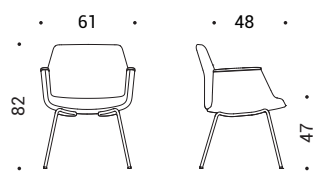
Seat and backrest: The fabric or leather upholstery covers the entire structure. A characteristic continuous stitching emphasizes the perimeter of the chair and is available, on request, with a contrasting color for a personalization of the body.

Armrests: Closed shape, they are integrated into the seat structure and are padded with polyurethane foam. The support part of the armrest is made of soft integral polyurethane which makes the finish of the armchair pleasantly comfortable and increases the durability of the product.

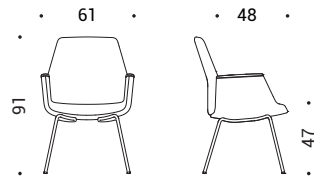
Base: Tubular steel legs fixed to a partially visible sheet metal structure. Chromed or painted finish.

Glides: In black nylon base and soft-plastic glide, diam. 18 mm.

Dimensions



ALB.440 | 4 legs chair



ALB.450 | 4 legs chair

Alba Skid Base | Technical Specification



Structure: The excellent quality of the seat is guaranteed by a frame composed of a series of steel tubulars that form a rigid structure able to maintain its shape even under conditions of considerable stress. The cold-foamed polyurethane padding with variable thicknesses provides uniform comfort over the entire width of the seat, supporting and distributing the weight of the body. Available in two backrest heights.

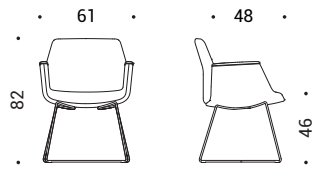
Seat and backrest: The fabric or leather upholstery covers the entire structure. A characteristic continuous stitching emphasizes the perimeter of the chair and is available, on request, with a contrasting color for a personalization of the body.

Armrests: Closed shape, they are integrated into the seat structure and are padded with polyurethane foam. The support part of the armrest is made of soft integral polyurethane which makes the finish of the armchair pleasantly comfortable and increases the durability of the product.

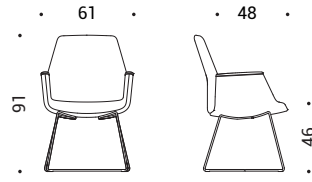
Base: Steel rod, diam. 11 mm, welded on a bearing plate with chromed or painted finish.

Glides: In black nylon base and oval shaped. Felt ends on request.

Dimensions



ALB.540 | Skid base chair



ALB.550 | Skid base chair

Alba 4 Legs Wood | Technical Specification



Structure: The excellent quality of the seat is guaranteed by a frame composed of a series of steel tubulars that form a rigid structure able to maintain its shape even under conditions of considerable stress. The cold-foamed polyurethane padding with variable thicknesses provides uniform comfort over the entire width of the seat, supporting and distributing the weight of the body. Available in two backrest heights.

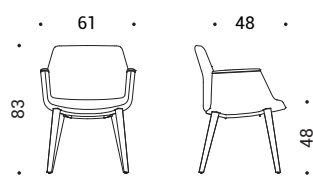
Seat and backrest: The fabric or leather upholstery covers the entire structure. A characteristic continuous stitching emphasizes the perimeter of the chair and is available, on request, with a contrasting color for a personalization of the body.

Armrests: Closed shape, they are integrated into the seat structure and are padded with polyurethane foam. The support part of the armrest is made of soft integral polyurethane which makes the finish of the armchair pleasantly comfortable and increases the durability of the product.

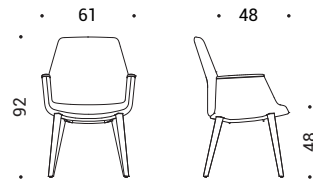
Base: Solid wood legs fixed to a partially visible sheet metal structure. Available in American black walnut or ash with natural finish.

Glides: In black polypropylene, diam. 14 mm, integrated in the wooden legs.

Dimensions



ALB.440 | 4 legs chair



ALB.450 | 4 legs chair

Product Finishes


Aluminum/Steel Structure | Base



55 | Chromed












115 | Black
Powder coated095 | Grey
Powder coated100 | White
Powder coated

Veneer Structure | Base

043 | American
black walnut

075 | Natural ash

Fabric

Cat. B | Atlantic
(17 colors)Cat. B | Mini
(7 colors)Cat. B | Tonal
(15 colors)Cat. C | Cura
(14 colors)Cat. C | Mini Melange
(9 colors)Cat. C | Sealife
(11 colors)Cat. C | Sotega
(10 colors)Cat. C | Step
(8 colors)Cat. C | Step Melange
(8 colors)Cat. F | Breeze Fusion
(5 colors)Cat. F | Grain
(10 colors)

Leather

Cat. E | Leather
(18 colors)Cat. H | Premium Leather
(12 colors)

Materials Certifications

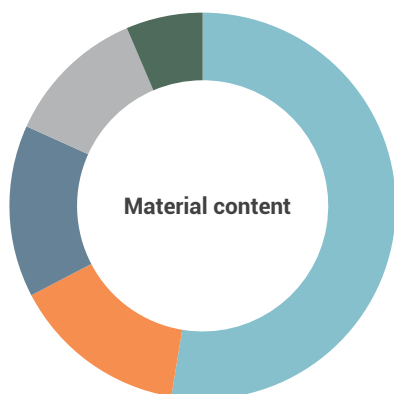
We use fabrics that guarantee high performance in terms of comfort, strength and sustainability. Attention to the health and safety of people and the environment are verified through globally-recognised product certification. Most of the upholstery we use for our seating collections is made from recycled materials which can also be reused at the end of their service life.



Sustainability

Our design and production philosophy is based on the pursuit of simplicity in order to create sustainable and durable collections. Our products have an unmistakable design which however is subjected to the careful evaluation of any possible aspects to improve sustainability, durability and recyclability in accordance with the highest international standards. We believe that our responsible approach may effectively reduce environmental impact of our products throughout the entire lifecycle of the various components. We do not use chemicals hazardous or dangerous to the environment, and the materials we use are tested and evaluated for potentially harmful effects on human health and the environment. Where possible, we reduce packaging materials to a minimum, which also optimises transport volume.

Alba Chair 5 Star Base



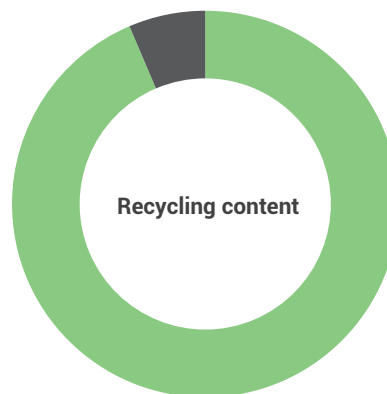
Materials		%
Metal	●	53
Polyurethane	●	15
Aluminum	●	14
Plastic	●	12
Miscellaneous	●	6
Total		17.1 kg

The materials we select meet high quality standards, guaranteeing durable and eco-friendly products.

At ICF, we use:

- Ecological and/or post-consumer recycled materials;
- Products free from formaldehyde and toxic substances;
- Finishes free from hexavalent chromium.

Each component of the seat can be disassembled for repair, reuse and recycling.



		%
Recycling	●	94
Not recycling	●	6

Alba Chair is a chair weighing approximately 17.1 kg and approximately 94% recyclable when completely and correctly separated.

Alba Chair is conceived in accordance with the guidelines of eco-design, a technical methodology applied during design of a product in order to reduce that product's carbon footprint and environmental impact.

Note:

Material and Recycling content percentages may vary depending on the specific model evaluated and consequently of the structural materials and finishes of the considered model.

The above sustainability contents refer to model ALB.150.

Certifications

- EN 16139:2013 - 1st level
- Fire retardant Class 1 IM (Sotega and Leather upholsteries)

Musa Chair

Elegant Design and Proportions



Musa Chair Collection



Musa embodies a harmonious blend of formal elegance and residential comfort, making it the ideal choice for executive offices and conference environments. Designed to convey a sense of sophisticated comfort within professional settings, Musa chair perfectly marries professionals' upholstery details with the functionality of a high-performance work chair, all presented in a timeless modern classic form.

The calibrated proportions of Musa are designed to balance comfort and style, ensuring they complement the aesthetics of executive offices and high-level meeting rooms. The sleek, enduring design integrates seamlessly into both contemporary and traditional office interiors and the distinctive upholstery seams accentuate the chair's shape and highlight the meticulous manufacturing process, adding a touch of artisanal elegance. All structural elements and the tilting mechanism are ingeniously concealed within a shell made of flexible polyurethane foam, which is available in premium fabric or leather coverings.

Available in low, medium, and high backrest options to cater to varying hierarchical and functional needs within executive and managerial environments. The armrests flow seamlessly into the seat surface, defined by a die-cast aluminum ring that is partially padded and upholstered, creating a visually striking element. Equipped as standard with a sophisticated auto-fit synchro tilting mechanism that offers superior comfort and ergonomic support. Mechanism lockable in four positions.

The inner structure is crafted from steel sections, providing a sturdy foundation with cold flexible polyurethane padding of varying densities, covered with a polyester fiber lining. Premium base, four and five-star options, made from die-cast aluminum, available in chrome, polished, or painted finishes to match any office decor.



Chromed structure and upholstery in leather, different bases and mechanism.



Chromed structure and upholstery in leather, different mechanism.



Chromed structure and upholstery in leather, different mechanism.

Musa Chair | Technical Specification



Structure: Composed of a foam polyurethane seat and backrest shell with an internal frame made of steel tubes and profiles. Inside the seat shell is housed a further flexible polyurethane cushion that provides further and uniform comfort across the entire width of the seat. Available in three backrest heights.

Seat and backrest Upholstery: The upholstery is available in leather or fabric and is sewn into two covers that respectively cover the seat and backrest shell to which they are securely attached.

Armrests: Closed shape, they are integrated into the seat structure and are padded with polyurethane foam. The support part of the armrest is made of soft integral polyurethane which makes the finish of the armchair pleasantly comfortable and increases the durability of the product.

Swivel mechanism: Multidirectional swivel movement.

Height adjustment: Seat height can be adjusted a maximum of 13 cm with a lever. The gaslift complies to EN16955:2017.

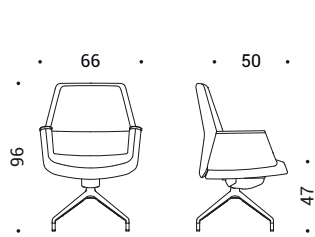
Tilt mechanism: An intuitive and effective tilt mechanism that instantly follows the user's movements. The particularly forward rotation point reduces pressure on the lower limbs while the chair rocks. The movement of the seat allows up to 16° of oscillation. The side knob allows to adapt the resistance of the tilting mechanism to the weight and sitting style of the user. Lever controls integrate the seat height adjustment, allow to lock/unlock the tilting mechanism in 5 positions and activate the backrest safety release.

Base: Four or five star base made of die-cast aluminum, with a polished, chromed or painted finish depending on the structure. Available with castors or plastic glides.

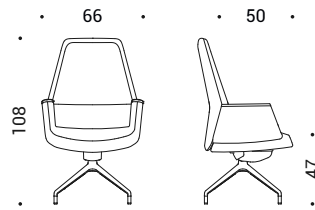
Castors: In black plastic with soft running surface for use on any type of flooring and a load depending safety brake complies to EN 12529:2001. Diam. 60 mm.

Glides: In black nylon base and soft-plastic glide, diam. 37 mm, with central felt element on request.

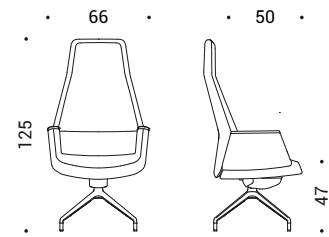
Dimensions



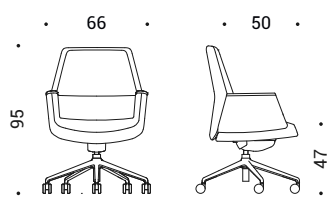
MSA.408 | Swivel chair, fixed height



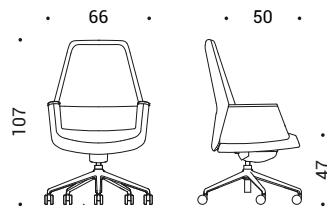
MSA.608 | Swivel chair, fixed height



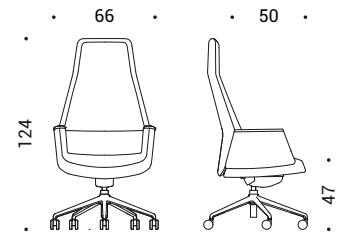
MSA.808 | Swivel chair, fixed height



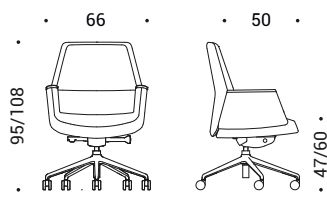
MSA.408GR | Swivel chair, fixed height



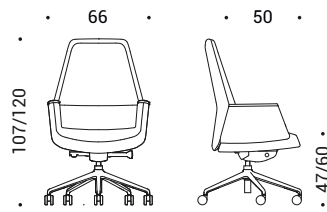
MSA.608GR | Swivel chair, fixed height



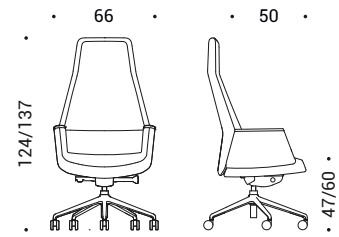
MSA.808GR | Swivel chair, fixed height



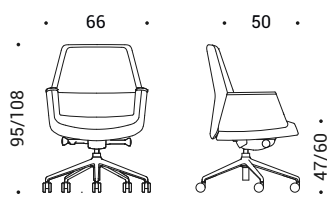
MSA.409 | Swivel chair, height adjustable



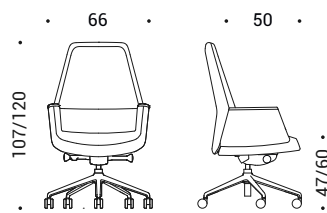
MSA.609 | Swivel chair, height adjustable



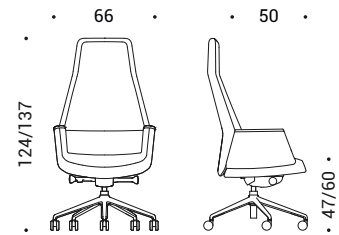
MSA.809 | Swivel chair, height adjustable



MSA.417 | Swivel chair, height adjustable, synchro tilting mechanism



MSA.617 | Swivel chair, height adjustable, synchro tilting mechanism



MSA.817 | Swivel chair, height adjustable, synchro tilting mechanism

Product Finishes

Aluminum Structure | Base, armrests



47 | Polished



55 | Chromed




115 | Black Powder coated


Fabric



Cat. C | Cura (15 colors)




Cat. C | Mini Melange (9 colors)




Cat. C | Sealife (10 colors)




Cat. C | Sotega (5 colors)




Cat. C | Step (8 colors)



Cat. C | Step Melange (8 colors)



Cat. F | Breeze Fusion (5 colors)



Cat. F | Grain (10 colors)

Leather



Cat. E | Leather (15 colors)



Cat. H | Premium Leather (10 colors)

Materials Certifications

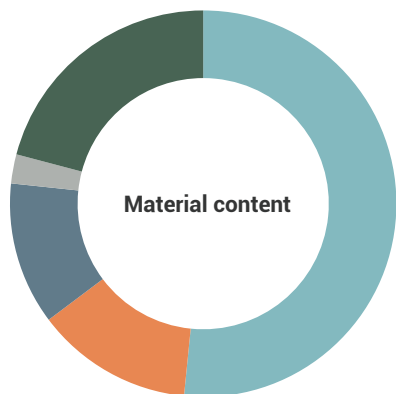
We use fabrics that guarantee high performance in terms of comfort, strength and sustainability. Attention to the health and safety of people and the environment are verified through globally-recognised product certification. Most of the upholstery we use for our seating collections is made from recycled materials which can also be reused at the end of their service life.



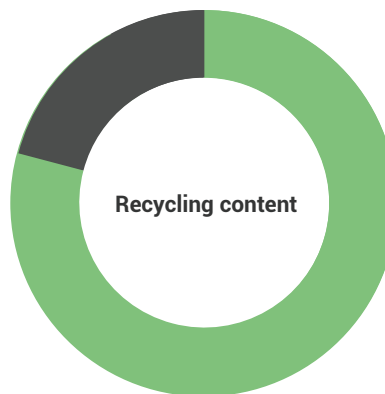
Sustainability

Our design and production philosophy is based on the pursuit of simplicity in order to create sustainable and durable collections. Our products have an unmistakable design which however is subjected to the carefull evaluation of any possible aspects to improve sustainability, durability and recyclability in accordance with the highest international standards. We believe that our responsible approach may effectively reduce environmental impact of our products throughout the entire lifecycle of the various components. We do not use chemicals hazardous or dangerous to the environment, and the materials we use are tested and evaluated for potentially harmful effects on human health and the environment. Where possible, we reduce packaging materials to a minimum, which also optimises transport volume.

Musa Chair



Materials		%
Metal	●	52
Polyurethane	●	13
Aluminum	●	12
Plastic	●	2
Miscellaneous	●	21
Total		23.5 kg



		%
Recycling	●	79
Not recycling	●	21

The materials we select meet high quality standards, guaranteeing durable and eco-friendly products.

At ICF, we use:

- Ecological and/or post-consumer recycled materials;
- Products free from formaldehyde and toxic substances;
- Finishes free from hexavalent chromium.

Each component of the seat can be disassembled for repair, reuse and recycling.

Musa Chair is a chair weighing approximately 23.5 kg and approximately 79% recyclable when completely and correctly separated.

Musa Chair is conceived in accordance with the guidelines of eco-design, a technical methodology applied during design of a product in order to reduce that product's carbon footprint and environmental impact.

Note:

Material and Recycling content percentages may vary depending on the specific model evaluated and consequently of the structural materials and finishes of the considered model.

The above sustainability contents refer to model MSA.617.

Certifications

- EN 16139:2013 - 1st level

Finn Chair

Sturdy, Stackable and Light



Finn Chair



The Finn Chair Collection is designed to meet the diverse seating needs of contemporary environments, including conference rooms, meeting and training spaces, universities, libraries, cafeterias, and waiting areas. Combining elegant design with exceptional functionality, Finn Chairs offer a seamless blend of comfort, practicality, and aesthetic appeal, making them an ideal choice for any professional setting.

Finn Chairs feature a distinctive steel rod structure with a slender 11 mm diameter, creating sinuous and graceful lines that enhance their visual appeal while ensuring maximum functionality. The minimalist "no thrills" design emphasizes simplicity and elegance, allowing the chairs to harmoniously integrate into a wide range of interior styles.

One of the standout features of the Finn Chair Collection is its extreme lightness. Crafted from high-quality steel rods, the chairs are lightweight enough to be easily stacked up to 40 chairs per stack with the appropriate trolley. This impressive stack ability makes Finn Chairs highly practical for environments that require flexible seating arrangements and efficient space management.

The robust yet lightweight steel rod framework ensures that Finn Chairs maintain their shape and stability even under significant stress. Available in bright chromium-plated or epoxy-painted finishes, the structure is designed to withstand the demands of high-traffic areas while retaining its sleek appearance. The skid base further enhances stability, making these chairs a reliable choice for dynamic workspaces.

Finn Chairs offer a variety of seating and backrest materials to suit different preferences and needs: Nylon, made from thermoplastic nylon resin, available in fire-retardant versions with a slightly embossed texture for added comfort; Upholstered: available in fabric, leather, or eco-leather, with armrests matching the seat and backrest materials for a cohesive appearance.

The collection is designed for maximum adaptability, with or without armrests, available in a wide array of colors for both the steel structure and seating components, allowing for personalized customization to match any decor. Functionality may be enhanced with optional accessories such as stacking trolleys and writing tablets. All accessories are designed for easy attachment and removal without the need for tools.

Finn Chairs are constructed with sustainability in mind. The steel rod structure is fully recyclable, and all components can be individually replaced and recycled, minimizing environmental impact and promoting longevity. This eco-friendly approach makes Finn Chairs a responsible choice for organizations committed to environmental stewardship.



Chairs on skid base, chromed structure, seat and backrest in nylon.



Chairs on skid base, chromed structure, seat and backrest in nylon, nylon and fabric, and fully covered in fabric.



Chairs on skid base, chromed structure, seat and backrest in nylon.



Chairs on skid base, painted structure, seat and backrest in nylon.



Chairs on skid base, painted structure, seat in fabric and backrest in nylon.



Chairs on skid base, painted structure, seat and backrest in fabric.



Chairs on skid base, painted structure, seat and backrest in fabric.



Chairs on skid base, painted structure, seat and backrest in fabric.



Stools on skid base, painted and chromed structure, seat and backrest in fabric or nylon.

Finn Chair | Technical Specification



Structure: The structure with skid base in steel rod, diam. 11 mm, is a rigid structure able to maintain its shape even under conditions of considerable stress and that fixes the shells of the seat and backrest. Available with chromed or painted finish in different colors e in the Stool version.

Seat and backrest in nylon: Made of thermoplastic nylon resin, available on request in fire-retardant version. The surface finish has a characteristic slightly embossed texture. The seat and backrest are easily replaceable on site. Available in different standard colors also in combination with the painting of the steel structure.

Seat and backrest in fabric or leather: The seat and backrest upholstery is in fabric, leather or eco-leather. The armrests are covered in the same material as the backrest.

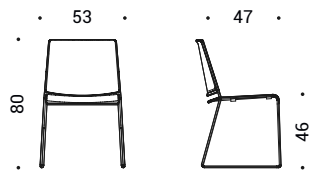
Armrests: Open shaped armrests integrated in the steel structure, they are made of nylon, polyurethane, wood or covered in fabric or leather in combination with the finish of the seat and back shells. Also available without armrests.

Glides: In black nylon, with felt floor support element available on request.

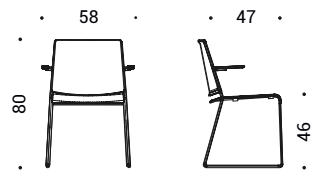
Stackability: Depending on the models, stackable up to 40 chairs with a special trolley on wheels.

Accessories: Stacking trolley in coated steel tubular sections. Black color, with castors for any type of flooring, two of which are directional castors with brakes. Optional writing tablet in black plastic, dimension 356x250 mm.

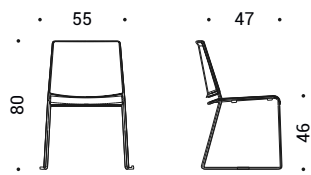
Dimensions



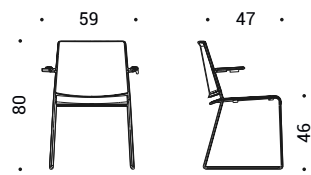
FNN.500 | chair on skid base without armrests



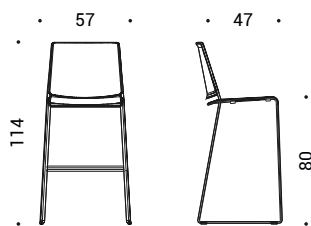
FNN.550 | chair on skid base with armrests



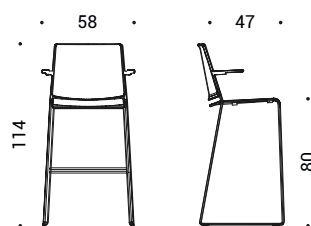
FNN.505 | chair on skid base without armrests, with linking unit



FNN.555 | chair on skid base with armrests, with linking unit



FNN.600 | stool on skid base without armrests




FNN.650 | stool on skid base with armrests

Product Finishes

Steel Structure | Structure, base, armrests



55 | Chromed



115 | Black
Powder coated



095 | Grey
Powder coated




100 | White
Powder coated

Nylon | Seat and back



115 | Black



029 | Blue avio



030 | Aquamarine




095 | Grey




100 | White


Fabric




Cat. B | Atlantic
(17 colors)




Cat. B | Mini
(7 colors)




Cat. B | Tonal
(15 colors)



Cat. C | Cura
(15 colors)




Cat. C | Mini Melange
(9 colors)




Cat. C | Sealife
(10 colors)




Cat. C | Sotega
(5 colors)




Cat. C | Step
(8 colors)



Cat. C | Step Melange
(8 colors)



Cat. F | Breeze Fusion
(5 colors)



Cat. F | Grain
(10 colors)

Leather



Cat. E | Leather
(15 colors)

Materials Certifications

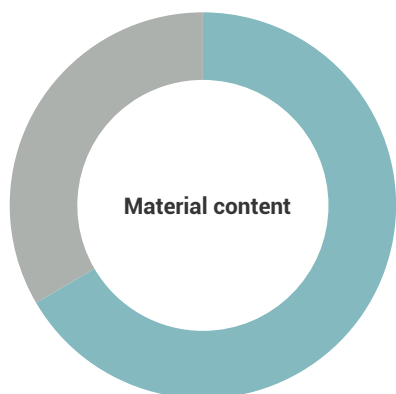
We use fabrics that guarantee high performance in terms of comfort, strength and sustainability. Attention to the health and safety of people and the environment are verified through globally-recognised product certification. Most of the upholstery we use for our seating collections is made from recycled materials which can also be reused at the end of their service life.



Sustainability

Our design and production philosophy is based on the pursuit of simplicity in order to create sustainable and durable collections. Our products have an unmistakable design which however is subjected to the carefull evaluation of any possible aspects to improve sustainability, durability and recyclability in accordance with the highest international standards. We believe that our responsible approach may effectively reduce environmental impact of our products throughout the entire lifecycle of the various components. We do not use chemicals hazardous or dangerous to the environment, and the materials we use are tested and evaluated for potentially harmful effects on human health and the environment. Where possible, we reduce packaging materials to a minimum, which also optimises transport volume.

Finn Chair



Materials		%
Metal	●	67
Plastic	●	33
Total		8.0 kg



		%
Recycling	●	100
Not recycling	●	0

The materials we select meet high quality standards, guaranteeing durable and eco-friendly products.

At ICF, we use:

- Ecological and/or post-consumer recycled materials;
- Products free from formaldehyde and toxic substances;
- Finishes free from hexavalent chromium.

Each component of the seat can be disassembled for repair, reuse and recycling.

Finn Chair is a chair weighing approximately 8.0 kg and approximately 100% recyclable when completely and correctly separated.

Finn Chair is conceived in accordance with the guidelines of eco-design, a technical methodology applied during design of a product in order to reduce that product's carbon footprint and environmental impact.

Note:

Material and Recycling content percentages may vary depending on the specific model evaluated and consequently of the structural materials and finishes of the considered model.

The above sustainability contents refer to model FNN.550.

Certifications

- EN 16139:2013 - 1st level
- Fire retardant Class 1 IM (Mini and Mini Melange upholsteries)

Finn Wood

Wood and Natural Elegance



Finn Wood | Technical Specification



Finn Wood is a seat with rigorous and elegant lines that reinterprets the classic wooden chair in a modern way. It consists of a light and thin ash structure with a plastic frame. It is suitable for all professional environments such as office, meeting and conference areas. It is suitable for public spaces such as hotels and restaurants.

Finn Wood has a solid ash structure, reinforced by a die-cast aluminum frame, partially visible and painted in the colors of the plastic shell. The polypropylene shell is available in various colors.

Structure and base: Four-legged structure in solid ash wood with natural or painted finish in combination with the frames of the seat and backrest. The wooden structure is reinforced by a die-cast aluminum frame positioned under the seat, partially visible, and painted in the colors of the plastic shells.

Seat and backrest: Made of thermoplastic nylon resin, available on request in fire-retardant version. The surface finish has a characteristic slightly embossed texture. The seat and backrest are easily replaceable on site. Available in different standard colors also in combination with the painting of the steel structure.

Glides: In black nylon base and soft-plastic glide, diam. 37 mm.



Chairs on four legs with solid wood structure, seat and backrest in nylon.

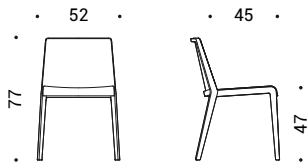


Chairs on four legs with solid wood structure, seat and backrest in nylon.



Chairs on four legs with solid wood structure, seat and backrest in nylon.


Dimensions



FWW.800 | 4 legs chair

Product Finishes

Veneer Structure | Structure and base




043 | American black walnut



075 | Natural ash



115 | Black Painted



095 | Grey Painted




100 | White Painted

Nylon | Seat and back




115 | Black



029 | Blue avio



030 | Aquamarine



095 | Grey

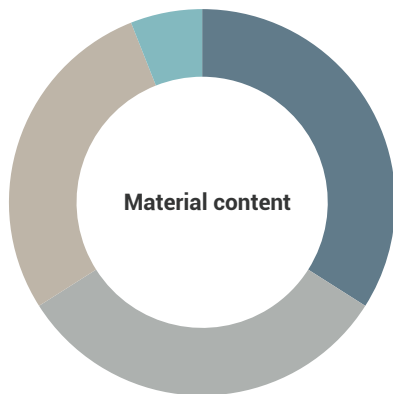


100 | White

Sustainability

Our design and production philosophy is based on the pursuit of simplicity in order to create sustainable and durable collections. Our products have an unmistakable design which however is subjected to the careful evaluation of any possible aspects to improve sustainability, durability and recyclability in accordance with the highest international standards. We believe that our responsible approach may effectively reduce environmental impact of our products throughout the entire lifecycle of the various components. We do not use chemicals hazardous or dangerous to the environment, and the materials we use are tested and evaluated for potentially harmful effects on human health and the environment. Where possible, we reduce packaging materials to a minimum, which also optimises transport volume.

Finn Wood



Materials		%
Aluminum	●	34
Plastic	●	32
Wood	●	28
Metal	●	6
Total		5.4 kg

The materials we select meet high quality standards, guaranteeing durable and eco-friendly products.

At ICF, we use:

- Ecological and/or post-consumer recycled materials;
- Products free from formaldehyde and toxic substances;
- Finishes free from hexavalent chromium.

Each component of the seat can be disassembled for repair, reuse and recycling.



		%
Recycling	●	100
Not recycling	●	0

Finn Wood is a chair weighing approximately 5.4 kg and approximately 100% recyclable when completely and correctly separated.

Finn Wood is conceived in accordance with the guidelines of eco-design, a technical methodology applied during design of a product in order to reduce that product's carbon footprint and environmental impact.

Note:

Material and Recycling content percentages may vary depending on the specific model evaluated and consequently of the structural materials and finishes of the considered model.

The above sustainability contents refer to model FWW.800.

Certifications

- EN 16139:2013 - 1st level

Patoz Chair

Just the Essence



Patoz Chair



Patoz stands out as a multipurpose chair that combines minimalism with functionality, perfectly suited for environments where clean lines and refined details are valued.

The Patoz Chair, designed by the renewed Italian architect Francesco Soro, epitomizes simplicity with its clear, linear aesthetic. The chair's essence lies in its minimalist design, which highlights the sleek steel rod frame, and the refined saddle hide upholstery. The structure, with its 11 mm diameter steel rods, is available in two finishes: chrome and black epoxy paint. This understated elegance emphasizes Patoz's visual impact, making it a versatile piece suitable for various settings.

The ingenious backrest has a slight pivoting feature that allows for a dynamic seating experience, offering both support and flexibility as you adjust your posture.

The steel rod frame of Patoz is both functional and stylish, offered in either a polished chrome or a sleek black epoxy painted finish. This robust frame supports the chair's simple yet striking design. The seat and backrest are crafted from high-quality saddle leather, distinguished by its exposed stitching. Available in five colors, the leather adds a touch of sophistication while maintaining durability. The backrest is designed to pivot slightly, providing a firm yet flexible support that enhances comfort.

Structure: Steel rod structure chromed or painted in black.

Seat and backrest: In saddle leather with exposed stitching.

Backrest: Pivoting.



Painted steel rod frame, saddle leather.

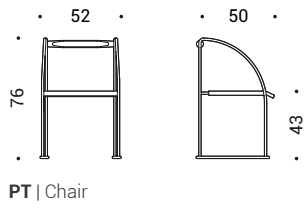


Chromed steel rod frame, saddle leather.



Chromed steel rod frame, saddle leather.

Dimensions



Product Finishes

Steel | Structure, base



55 | Chromed



115 | Black
Powder coated

Saddle leather | Seat, backrest

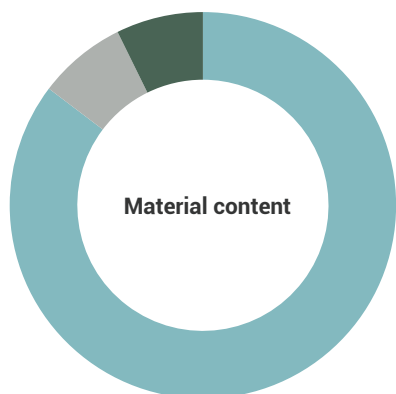


54 | Black

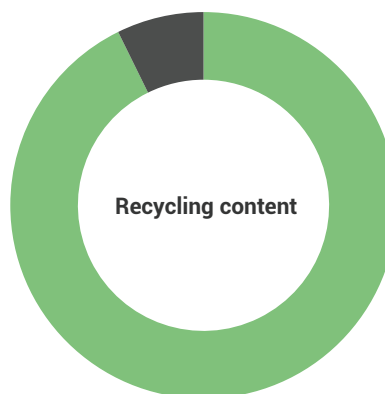
Sustainability

Our design and production philosophy is based on the pursuit of simplicity in order to create sustainable and durable collections. Our products have an unmistakable design which however is subjected to the carefull evaluation of any possible aspects to improve sustainability, durability and recyclability in accordance with the highest international standards. We believe that our responsible approach may effectively reduce environmental impact of our products throughout the entire lifecycle of the various components. We do not use chemicals hazardous or dangerous to the environment, and the materials we use are tested and evaluated for potentially harmful effects on human health and the environment. Where possible, we reduce packaging materials to a minimum, which also optimises transport volume.

Patoz Chair



Materials		%
Metal	●	85
Plastic	●	8
Miscellaneous	●	7
Total		8.2 kg



		%
Recycling	●	93
Not recycling	●	7

The materials we select meet high quality standards, guaranteeing durable and eco-friendly products.

At ICF, we use:

- Ecological and/or post-consumer recycled materials;
- Products free from formaldehyde and toxic substances;
- Finishes free from hexavalent chromium.

Each component of the seat can be disassembled for repair, reuse and recycling.

Patoz Chair is a chair weighing approximately 8.2 kg and approximately 93% recyclable when completely and correctly separated.

Patoz Chair is conceived in accordance with the guidelines of eco-design, a technical methodology applied during design of a product in order to reduce that product's carbon footprint and environmental impact.

Note:

Material and Recycling content percentages may vary depending on the specific model evaluated and consequently of the structural materials and finishes of the considered model.

The above sustainability contents refer to model PT.

Luar

Interwoven Details



Luar Collection



The Luar collection, designed by Ross Littell in 1965, is a timeless ensemble of chairs and tables that epitomizes simplicity and elegance. Renowned for its meticulous attention to detail and uncompromising quality of materials, the Luar chair stands out as a distinguished piece that seamlessly fits into any environment.

The timeless Luar collection features a minimalist design that emphasizes clean lines and functional form, making it suitable for both contemporary and traditional settings. A defining characteristic of the Luar chair is its interwoven seating surface, which adds texture and visual interest while providing comfortable support.

Every aspect of the chair is crafted with precision, reflecting the painstaking care given to each detail—a hallmark of Ross Littell's design philosophy. The sturdy structure is constructed with robust chromed steel profiles, the chair offers exceptional durability and stability. The saddle leather stripes are available in natural brown or black, the leather adds a touch of luxury and sophistication. The cotton stripes are offered in black or natural tones, the cotton provides a softer, more casual aesthetic.

Ross Littell was a renowned figure in mid-century modern design, and the Luar collection reflects his commitment to combining aesthetic beauty with functional excellence. Over the decades, the Luar chair has maintained its relevance, proving that true quality and design transcend trends.

Structure: Rectangular steel frame structure with chromed finish.

Seat and backrest: Interwoven cotton or saddle leather.

TLR

Luar collection also includes a range of coffee tables in various shapes and sizes. These tables are crafted with chromed steel structure and glass top.

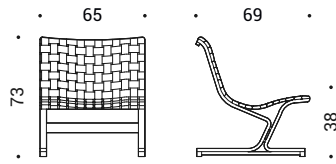


Chromed structure, saddle hide.

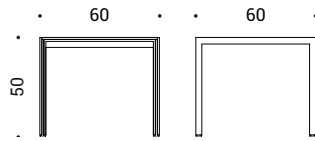


Chromed structure, interwoven cotton.

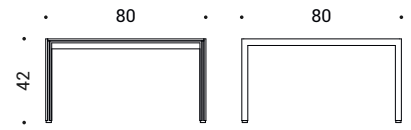
Dimensions



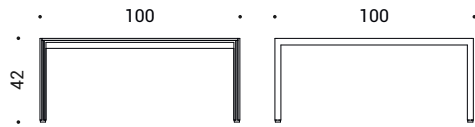
PLR | Lounge Chair




TLR.1 | Square table



TLR.2 | Square table



TLR.3 | Square table



TLR.4 | Rectangular table

Product Finishes

Steel | Structure



55 | Chromed

Cotton | Saet and backrest



Cotton
(2 colors)

Saddle leather | Saet and backrest



Cat. S | Saddle leather
(2 colors)

Glass | Tabletop



TP | Clear

New York Chair

Harmony of Shapes



New York Chair



Designed in 1952 by the renowned trio Katavolos, Littell, and Kelley, the New York Chair epitomizes the pursuit of simplicity and functionality. This iconic piece showcases a commitment to pure essentiality through its minimalist design and innovative use of materials.

The New York Chair features a distinctive frame composed of chromed steel rods, supported by three elegantly designed legs. This streamlined frame is complemented by a T-cross base painted in black, providing both structural support and a touch of modern sophistication.

The seat and backrest are crafted from thick, high-quality black saddle hide, meticulously cut and attached to create a naturally shaped, suspended form. This leather upholstery, available in both black and natural brown, is securely fastened at the reverse, enhancing both comfort and durability. The result is a seat that appears to float effortlessly, combining natural elegance with functional design.

The New York Chair stands as a testament to the timeless appeal of minimalist design, merging aesthetic simplicity with exceptional craftsmanship to create a piece that remains as relevant today as it was at its inception.

Structure: Chromed steel rod.

Seat and backrest: Suspended saddle leather fastened on the reverse.

Base: Three supporting legs in chromed steel rod and horizontal crosspieces in black steel.

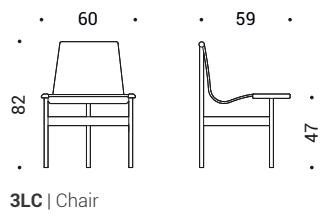


Chromed steel rod frame, saddle leather.



Chromed steel rod frame, saddle leather.

Dimensions



Product Finishes

Steel | Structure, base



55 | Chromed



115 | Black
Powder coated

Saddle leather | Seat, backrest



54 | Black

New York Sofa

Timeless Beauty



ICF

New York Sofa



Some designs transcend trends and retain their relevance through the ages. The New York Sofa, designed in 1963, exemplifies such timeless beauty. Its distinctive, rigorous shape is immediately recognizable, marrying industrial production with meticulous hand-crafted details to achieve an enduring aesthetic value.

The New York Sofa features a robust metal frame painted in sleek black steel, providing a striking contrast to the plush seating. Its seating and backrest are padded with high-density polyurethane foam, ensuring both comfort and durability. The sofa is upholstered in premium leather, which is meticulously stitched into square tiles, enhancing its visual impact and texture.

The sofa stands on a four-legged base crafted from chromed aluminum, offering a modern and sophisticated touch while ensuring stability.

The New York Sofa is not just a piece of furniture; it is a statement of enduring style and craftsmanship, designed to offer both aesthetic appeal and long-lasting comfort. Its combination of industrial precision and hand-made quality ensures it remains a classic centerpiece in any setting.

Structure: Painted black steel.

Seat and backrest: In expanded polyurethane with leather upholstery.

Base: 4 legs base in chromed aluminum.



Chromed base and painted structure, upholstered in leather.

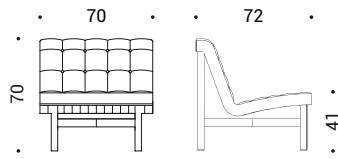


Chromed base and painted structure, upholstered in leather.

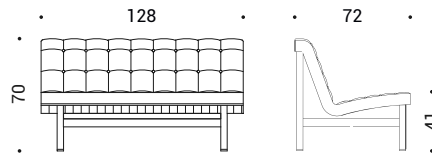


Chromed base and painted structure, upholstered in leather.

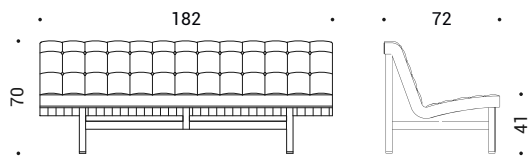
Dimensions



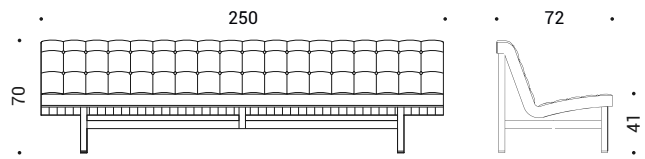
LV.101 | Lounge chair



LV.102 | Two seats sofa



LV.103 | Three seats sofa



LV.104 | Four seats sofa

Product Finishes

Aluminum/Steel | Structure, base



55 | Chromed



115 | Black
Powder coated

Leather | Seat, backrest



Cat. E | Leather
(15 colors)

P50 Table

Versatile Desking Solutions



P50 Table Collection



The P50 Table System is a typical four leg desks and tables collection that seamlessly blends traditional aesthetics with modern functionality. Engineered to meet the diverse demands of today's office environments, P50 offers an innovative modular approach that effortlessly adapts to various workspace configurations.

P50 transcends the role of a simple office table to become a comprehensive table system. Its modular structure features robust extruded aluminum legs (5x5 cm) that integrate smoothly with perimeter beams, enabling the creation of clean, solid, and elegant workstations and meeting tables. This flexibility allows workspaces to be easily reorganized, dismantled, and stored, accommodating the evolving dynamics of modern offices.

Crafted from high-quality aluminum profiles, the P50 structure is available in polished or painted finishes, enhancing both durability and visual appeal. The tabletops come in a variety of contemporary materials, including under-painted glass, high-pressure laminate (HPL), and premium veneer, available in rectangular or square shapes. Each tabletop option adds a touch of refinement, ensuring that P50 tables complement any office decor.

P50's minimalist design emphasizes balance and lightness, with each component thoughtfully engineered to create an uncluttered and harmonious workspace. The invisible connection mechanism between the legs and horizontal beams ensures a sleek appearance while maintaining structural integrity. Additionally, the double groove channels within the beams allow for easy attachment of transverse reinforcements and suspension of various accessories, enhancing the system's functionality.

Functionality is at the core of P50's design. The extruded aluminum structure accommodates integrated cable management solutions, enabling the discreet routing of wires and cables. This feature not only maintains a clean and organized look but also supports a clutter-free environment essential for productivity. Optional electrification features include a 30 cm aluminum-framed door with a central element matching the tabletop finish, bilateral opening, and under-table cable trays made of painted metal.



Polished base and structure, tabletop in HPL.



Polished base and structure, tabletop in HPL.



Polished base and structure, tabletop in HPL.



Painted base and structure, tabletop in melamine.



Painted base and structure, tabletop in melamine.



Painted base and structure, tabletop in melamine.



Polished base and structure, tabletop in melamine.



Polished base and structure, tabletop in melamine.



Polished base and structure, tabletop in melamine.

P50 Table | Technical Specification



Structure: Modular structure in extruded aluminum with polished or painted finish. The legs are connected to the horizontal beams by a highly simple and effective mechanism. A double groove along the interior sections makes it possible to interlock the transverse profiles supporting the tops in any position and hang various accessories.

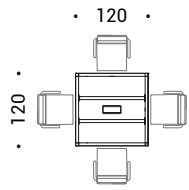
Base: The legs are in extruded aluminum with a polished or painted finish depending on the structure and are equipped with floor glides height adjustable to level the table.

Top: The tops are available in rectangular or square shape and in different finishes and dimensions. They can be made of: white melamine; black core or full core HPL; underpainted white glass, thickness 15 mm and in veneer with ENT edge, thickness 30 mm.

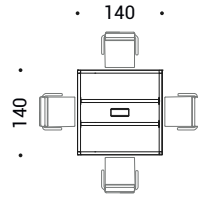
Electrical set-up: The 30 cm long flip door is made of aluminum in the operative tables and formed by an aluminum frame with a central element in the same finish as the top in the meeting tables. It has an opening on both sides and a painted metal cable tray under the top to hold wiring. Optional vertical duct. Electrical outlets are not provided.

Optional accessories: Front panel; knee cover panels; linoleum desk pad; suspended drawer units; computer and tablet holder; correspondence holder; tray and pencil holder.

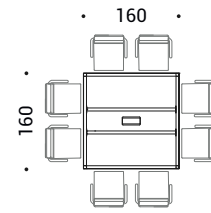
Dimensions



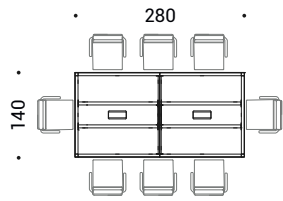
P50.1212.R | Square meeting table, single sector



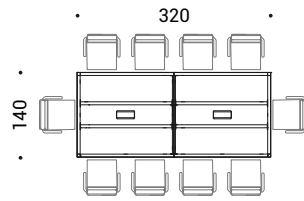
P50.1414.R | Square meeting table, single sector



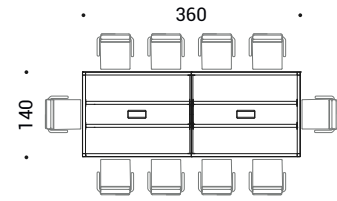
P50.1616.R | Square meeting table, single sector



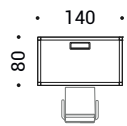
P50.2814.R | Rectangular meeting table, 2 sectors



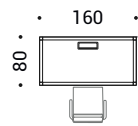
P50.3214.R | Rectangular meeting table, 2 sectors



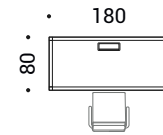
P50.3614.R | Rectangular meeting table, 2 sectors



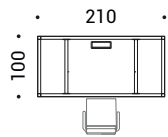
P50.1480.W | Single desk



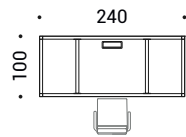
P50.1680.W | Single desk



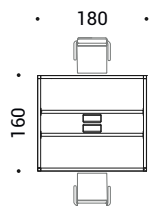
P50.1880.W | Single desk



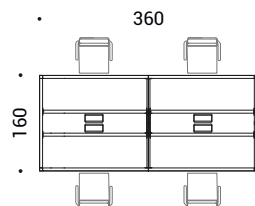
P50.2110.W | Single desk



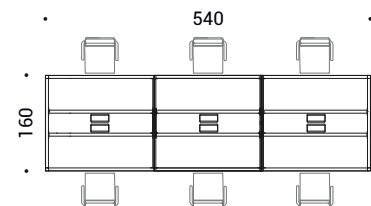
P50.2410.W | Single desk



P50.1816.W | Desk 2 seats



ES.5 | Desk 4 seats




ES.6 | Desk 6 seats

Product Finishes

Aluminum Structure | Base and structure



47 | Polished



100 | White
Powder coated

Veneer | Tabletop




043 | American
black walnut



075 | Oak

Melamine | Tabletop



100 | White

HPL black/full core | Tabletop



100 | White

Glass | Tabletop



100 | White
Underpainted

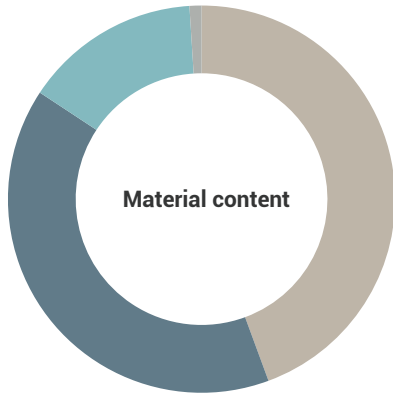
Electrification

Flip door matching the top finish.

Sustainability

Our design and production philosophy is based on the pursuit of simplicity in order to create sustainable and durable collections. Our products have an unmistakable design which however is subjected to the careful evaluation of any possible aspects to improve sustainability, durability and recyclability in accordance with the highest international standards. We believe that our responsible approach may effectively reduce environmental impact of our products throughout the entire lifecycle of the various components. We do not use chemicals hazardous or dangerous to the environment, and the materials we use are tested and evaluated for potentially harmful effects on human health and the environment. Where possible, we reduce packaging materials to a minimum, which also optimises transport volume.

P50 Table




Materials		%
Melamine	●	44
Aluminum	●	40
Metal	●	15
Plastic	●	1
Total		54.0 kg

The materials we select meet high quality standards, guaranteeing durable and eco-friendly products.

At ICF, we use:

- Ecological and/or post-consumer recycled materials;
- Products free from formaldehyde and toxic substances;
- Finishes free from hexavalent chromium.

Each component of the seat can be disassembled for repair, reuse and recycling.



		%
Recycling	●	100
Not recycling	●	0

P50 Table is a table weighing approximately 54.0 kg and approximately 92% recyclable when completely and correctly separated.

P50 Table is conceived in accordance with the guidelines of eco-design, a technical methodology applied during design of a product in order to reduce that product's carbon footprint and environmental impact.

Note:

Material and Recycling content percentages may vary depending on the specific model evaluated and consequently of the structural materials and finishes of the considered model.

The above sustainability contents refer to model P50.N2410WLN

Certifications

- CAM (Melamine and HPL Tabletop)

P80 Table

Modular and Adaptable Design



P80 Table Collection



A powerful visual impact that stems from the contrast between the solid frame and the elegance of a simple but forceful profile. The structure's simplicity converges with the functional efficiency of the system designed to respond with a single product to the many demands of modern office space. The many possible compositions make it the ideal choice for a wide range of settings.

P80 table offers a complete range of single desks, meeting tables and multiple desks. The table tops are available in under-painted glass, veneer and HPL.

The structure is made of extruded aluminum that can be in polished and painted finish.



Polished base and structure, tabletop in HPL.



Polished base and structure, tabletop in HPL.



Polished base and structure, tabletop in HPL.



Polished base and structure, tabletop in HPL.



Polished base and structure, tabletop in HPL.



Polished base and structure, tabletop in HPL.



Polished base and structure, tabletop in HPL.



Polished base and structure, tabletop in HPL.

P80 Table | Technical Specification



Structure: Modular structure in extruded aluminum with polished or painted finish. The legs are connected to the horizontal beams by a highly simple and effective mechanism. A double groove along the interior sections makes it possible to interlock the transverse profiles supporting the tops in any position and hang various accessories.

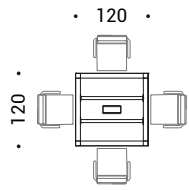
Base: The legs are in extruded aluminum with a polished or painted finish depending on the structure and are equipped with floor glides height adjustable to level the table.

Top: The tops are available in rectangular or square shape and in different finishes and dimensions. They can be made of: black core or full core HPL; underpainted white glass, thickness 15 mm and in veneer with ENT edge, thickness 30 mm.

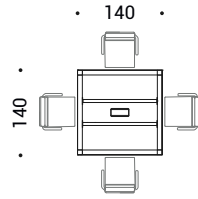
Electrical set-up: The 30 cm long flip door is made of aluminum in the operative tables and formed by an aluminum frame with a central element in the same finish as the top in the meeting tables. It has an opening on both sides and a painted metal cable tray under the top to hold wiring. Optional vertical duct. Electrical outlets are not provided.

Optional accessories: Front panel; knee cover panels; linoleum desk pad; suspended drawer units; computer and tablet holder; correspondence holder; tray and pencil holder.

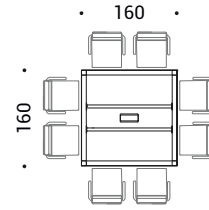
Dimensions



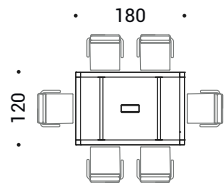
P80.1212.R | Square meeting table, single sector



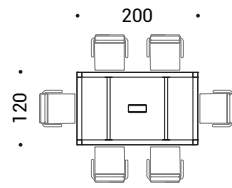
P80.1414.R | Square meeting table, single sector



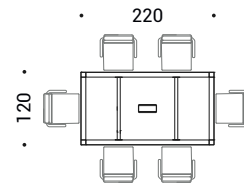
P80.1616.R | Square meeting table, single sector



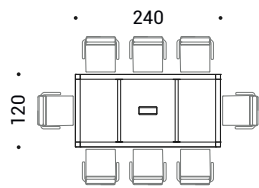
P80.1812.R | Rectangular meeting table, single sector



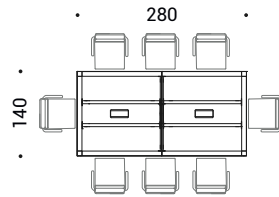
P80.2012.R | Rectangular meeting table, single sector



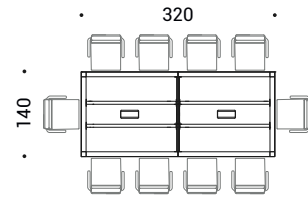
P80.2212.R | Rectangular meeting table, single sector



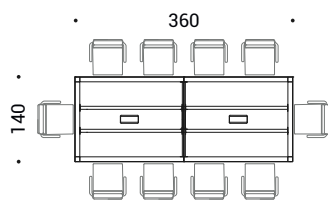
P80.2412.R | Rectangular meeting table, single sector



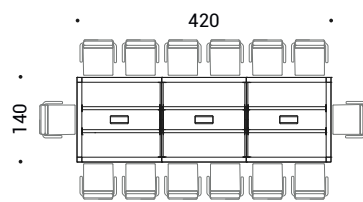
P80.2814.R | Rectangular meeting table, 2 sectors



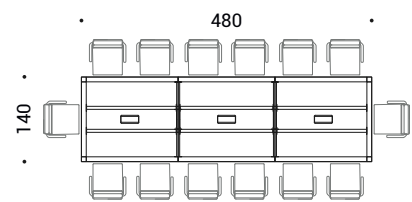
P80.3214.R | Rectangular meeting table, 2 sectors



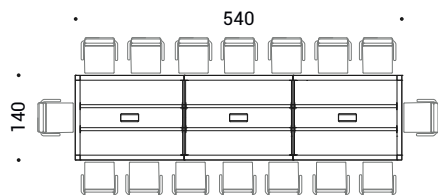
P80.3614.R | Rectangular meeting table, 2 sectors



P80.4214.R | Rectangular meeting table, 3 sectors

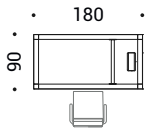


P80.4814.R | Rectangular meeting table, 3 sectors

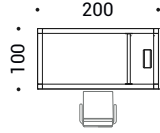


P80.5414.R | Rectangular meeting table, 3 sectors

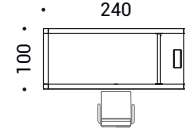
Dimensions



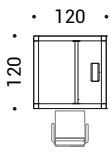
P80.1890.T | Rectangular manager desk



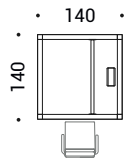
P80.2010.T | Rectangular manager desk



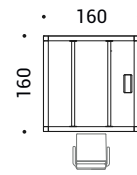
P80.2410.T | Rectangular manager desk



P80.1212.T | Square manager desk



P80.1414.T | Square manager desk



P80.1616.T | Square manager desk

Product Finishes

Aluminum Structure | Base and structure




47 | Polished



100 | White
Powder coated

Veneer | Tabletop




043 | American
black walnut



075 | Oak

Glass | Tabletop



100 | White
Underpainted

HPL black/full core | Tabletop



100 | White

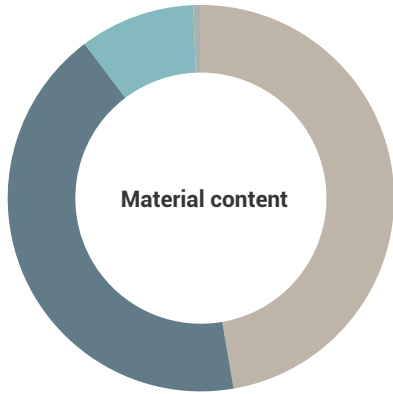
Electrification

Flip door matching the top finish.

Sustainability

Our design and production philosophy is based on the pursuit of simplicity in order to create sustainable and durable collections. Our products have an unmistakable design which however is subjected to the careful evaluation of any possible aspects to improve sustainability, durability and recyclability in accordance with the highest international standards. We believe that our responsible approach may effectively reduce environmental impact of our products throughout the entire lifecycle of the various components. We do not use chemicals hazardous or dangerous to the environment, and the materials we use are tested and evaluated for potentially harmful effects on human health and the environment. Where possible, we reduce packaging materials to a minimum, which also optimises transport volume.

P80 Table




Materials		%
Wood	●	47
Aluminum	●	42
Metal	●	10
Plastic	●	1
Total		67.7 kg

The materials we select meet high quality standards, guaranteeing durable and eco-friendly products.

At ICF, we use:

- Ecological and/or post-consumer recycled materials;
- Products free from formaldehyde and toxic substances;
- Finishes free from hexavalent chromium.

Each component of the seat can be disassembled for repair, reuse and recycling.



		%
Recycling	●	92
Not recycling	●	8

P80 Table is a table weighing approximately 67.7 kg and approximately 92% recyclable when completely and correctly separated.

P50 Table is conceived in accordance with the guidelines of eco-design, a technical methodology applied during design of a product in order to reduce that product's carbon footprint and environmental impact.

Note:

Material and Recycling content percentages may vary depending on the specific model evaluated and consequently of the structural materials and finishes of the considered model.

The above sustainability contents refer to model P80.N2412RLE

Certifications

- CAM (Melamine and HPL Tabletop)

PFlex

Ultimate Flexibility



PFlex Collection



The PFlex Table System redefines office environments with its exceptional versatility and minimalist design. Engineered to adapt seamlessly to the evolving demands of contemporary workplaces, PFlex offers a sophisticated solution that caters to diverse activities such as individual work, meetings, conferences, coworking, training sessions, and even dining.

PFlex is more than just an office table, it's a comprehensive table system built on a modular framework. The system features profiled aluminum or wood legs that connect effortlessly to longitudinal beams through an innovative, invisible mechanism. This design allows for the creation of clean, solid, and elegant workstations and meeting tables that can be easily reconfigured, dismantled, and stored to accommodate changing office layouts and requirements.

Crafted from sustainable, fully recyclable aluminum, PFlex structure combines durability with aesthetic appeal. The structure is available in powder-coated finishes, in various RAL colors, anodized aluminum. Optionally legs are also available in a sleek oak solid base option. Tabletops are offered in a range of quality materials, including Fenix, high-pressure laminate (HPL), melamine, premium veneer, and lacquered surfaces, available in both rectangular and square shapes. These options ensure that each PFlex table exudes refinement and complements any office decor.

PFlex prioritizes a clutter-free workspace with its integrated cable management system. The extruded aluminum structure features continuous grooves that allow for discreet routing of cables and accessories. Optional electrification includes aluminum-frame flipper doors with central elements matching the tabletop, bilateral openings, and under-table cable trays, ensuring all wiring remains hidden and the workspace stays organized.

PFlex system can be enhanced with a wide array of accessories designed for functionality and style such as front and side screens available in glass, woods and various fabric finishes, integrated electrical outlets, computer and tablet holders, and cable trays, suspended drawers, shelves, and container units. All accessories are easily attachable and removable, allowing for easy adjustments to meet specific needs.



PFlex Individual Desks are perfect for focused work, available in multiple linear arrangements and various finishes.



Touchdown Configurations provides compact workstations that offer just the right balance of space and privacy.



PFlex Coworking layouts are thoughtfully designed to support flexible configurations that foster collaboration and dynamic interactions.



PFlex Meeting Tables, suitable for collaborative discussions, available in multiple shapes and sizes.



Meeting Tables optional features include center flip-doors and power boxes for convenient electrification.



Single or modular tops in various materials, colors and edge type. Bases available in aluminum or wood.



PFlex Stand-Up Meeting tables offering even greater flexibility for unique workspace designs.



Stand-Up Meeting Tables optional features include center flip-doors and power boxes for electrification.



Single or modular tops in various materials, colors and edge type. Bases available in aluminum or wood.



PFlex Touchdown seamlessly adapt to modern workstyles where people spend limited time in the office.



PFlex Touchdown provides compact workstations that offer just the right balance of space and privacy.



Single or modular tops in various materials, colors and edge type. Bases available in aluminum or wood.



Touchdown Stand-Up tables offer even greater flexibility for unique workspace designs.



Continuous central groove for accessories and table-top level electrification.




Modular tops with central groove in various materials, colors and edge type. Bases in aluminum or wood.



PFlex Coworking Tables, flexible setups that encourage teamwork and dynamic interactions.



Central groove for accessories and table-top level electrification, single end top for workstation and meeting.



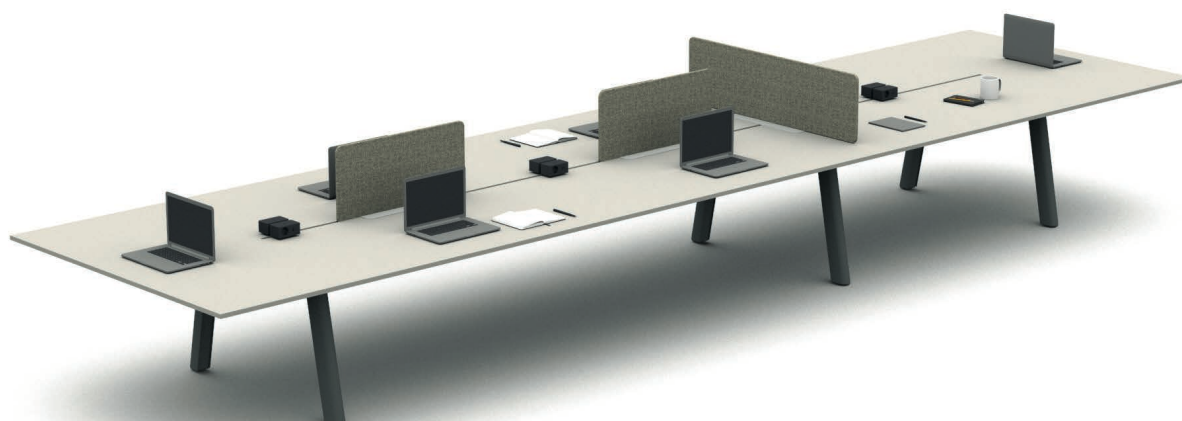
Modular tops with central groove in various materials, colors and edge type. Bases in aluminum or wood.



Coworking Stand-Up tables offering even greater flexibility for unique workspace designs.



Central groove for accessories and table-top level electrification, single end top for workstation and meeting.



Modular tops with central groove in various materials, colors and edge type. Bases in aluminum or wood.

PFlex | Technical Specification




Structure: The modular structure is made from extruded aluminum, featuring double beam under-top surfaces. The beams have dual grooves along their internal sections, allowing for versatile positioning of bases, cross-profile reinforcements for the tabletops, and the suspension of various accessories, as well as optional cable routing. The bases are connected to the horizontal beams through a simple and effective invisible mechanism.

Bases: The bases come in several materials and shapes, including mid-sized oval and square options, as well as large bowl-shaped designs, all crafted from extruded aluminum with finishes available in RAL epoxy paint, anodized, or polished. They can also be made from solid oak in natural or dark finishes, or from metal tubes with epoxy paint. The number of legs varies according to the table size. Each leg is equipped with adjustable floor pads for leveling.

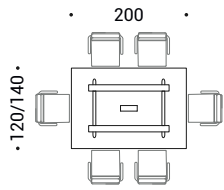
Top: The tabletops are available in various shapes, finishes, and sizes. They can be constructed with a surface layer made from melamine, Fenix, HPL, wood, with MDF/ chipboard cores, depending on the desired finish. Edges can be finished with ABS or wood-like materials.

Electrical Setup: Over Table-Top: versatile and space-saving power-box available in different multi-socket outlet that combines functionality and elegance, perfectly suitable in coworking spaces, executive rooms, meeting tables. The effective fixing method make it easily removable and replaceable. Perfect for daily charging of mobile devices. Table-top level: various flip-door and power boxes available upon space planning requirements. Flip-doors features plastic and a aluminum frame, optionally available with a central element matching the tabletop finish. Single side or double sides opening, includes a painted metal cable tray underneath to hold wiring. An optional vertical duct is available. Note that electrical outlets are not included.

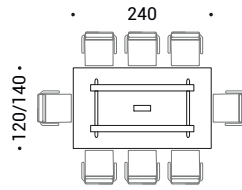
Optional Accessories: All accessories can be easily fitted into the groove between the work surfaces. If necessary, they can be secured with a knob that allows for repositioning and removal. Available accessories include fabric or glass front and side panels, lacquered MDF shelves and circular trays, linoleum desk pads, wall-mounted drawers, computer and tablet holders, mail trays, and pencil cups.



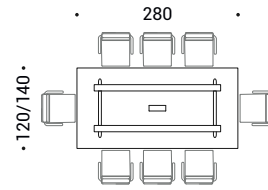
Dimensions



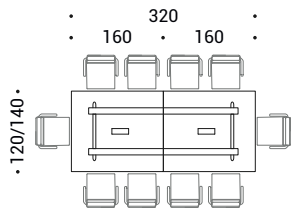
PFM.2012 | Rectangular table, depth 120cm
PFM.2014 | Rectangular table, depth 140cm



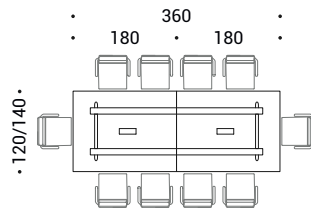
PFM.2412 | Rectangular table, depth 120cm
PFM.2414 | Rectangular table, depth 140cm



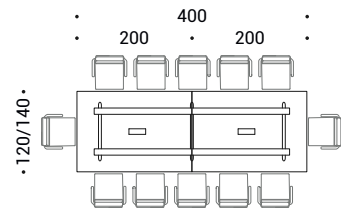
PFM.2812 | Rectangular table, depth 120cm
PFM.2814 | Rectangular table, depth 140cm



PFM.3212 | Rectangular table, depth 120cm
PFM.3214 | Rectangular table, depth 140cm



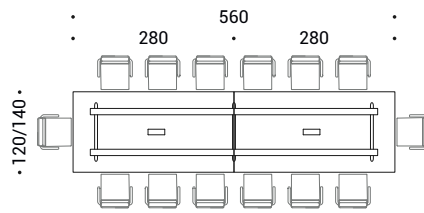
PFM.3612 | Rectangular table, depth 120cm
PFM.3614 | Rectangular table, depth 140cm



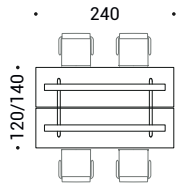
PFM.4012 | Rectangular table, depth 120cm
PFM.4014 | Rectangular table, depth 140cm



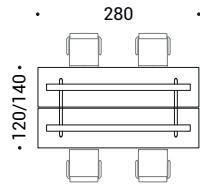
PFM.4812 | Rectangular table, depth 120cm
PFM.4814 | Rectangular table, depth 140cm



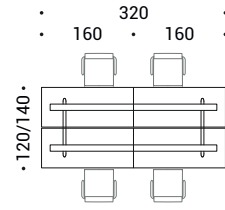
PFM.5612 | Rectangular table, depth 120cm
PFM.5614 | Rectangular table, depth 140cm



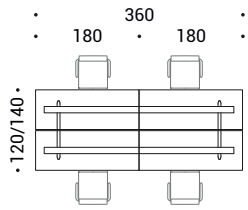
PFT.2012 | Touchdown table, depth 120cm
PFT.2014 | Touchdown table, depth 140cm



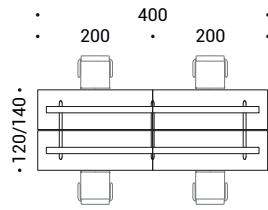
PFT.2812 | Touchdown table, depth 120cm
PFT.2814 | Touchdown table, depth 140cm



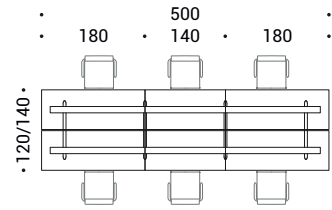
PFT.3212 | Touchdown table, depth 120cm
PFT.3214 | Touchdown table, depth 140cm



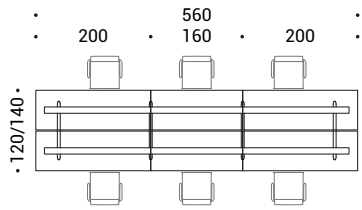
PFT.3612 | Touchdown table, depth 120cm
PFT.3614 | Touchdown table, depth 140cm



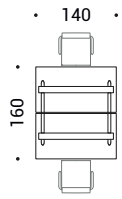
PFT.4012 | Touchdown table, depth 120cm
PFT.4014 | Touchdown table, depth 140cm



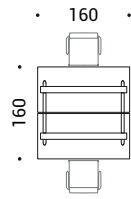
PFT.5012 | Touchdown table, depth 120cm
PFT.5014 | Touchdown table, depth 140cm



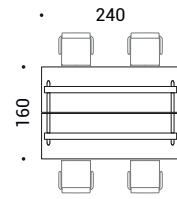
PFT.5612 | Touchdown table, depth 120cm
PFT.5614 | Touchdown table, depth 140cm



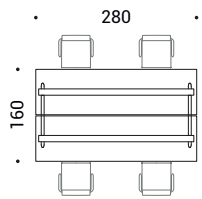
PFW.1416 | Workstation, depth 160cm



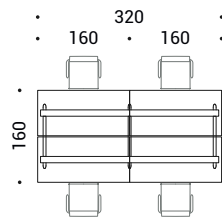
PFW.1616 | Workstation, depth 160cm



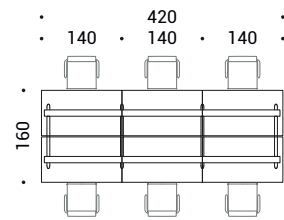
PFW.2416 | Workstation, depth 160cm



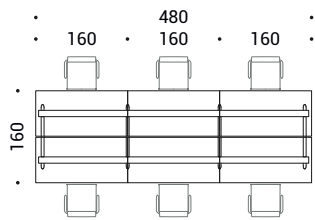
PFW.2816 | Workstation, depth 160cm



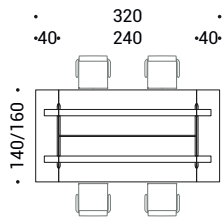
PFW.3216 | Workstation, depth 160cm



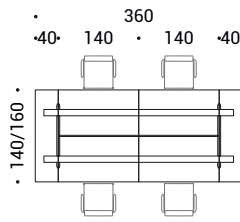
PFW.4216 | Workstation, depth 160cm



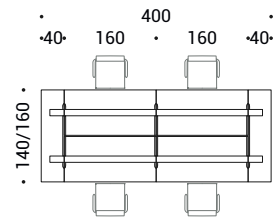
PFW.4816 | Workstation, depth 160cm



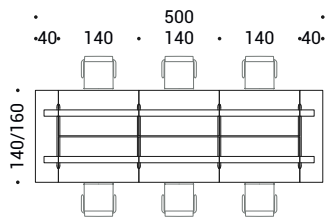
PFW.3214 | Coworking table, depth 140cm
PFW.3216 | Coworking table, depth 160cm



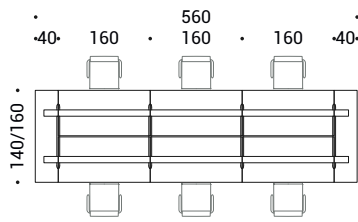
PFW.3614 | Coworking table, depth 140cm
PFW.3616 | Coworking table, depth 160cm



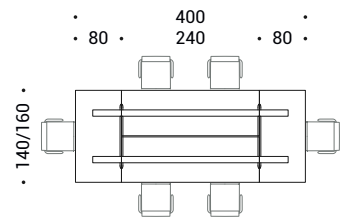
PFW.4014 | Coworking table, depth 140cm
PFW.4016 | Coworking table, depth 160cm



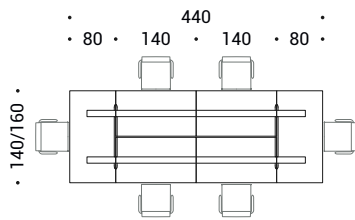
PFW.5014 | Coworking table, depth 140cm
PFW.5016 | Coworking table, depth 160cm



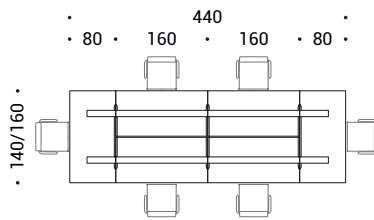
PFW.5614 | Coworking table, depth 140cm
PFW.5616 | Coworking table, depth 160cm



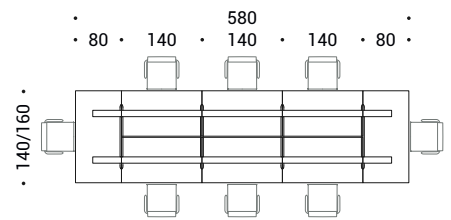
PFW.4014 | Coworking table, depth 140cm
PFW.4016 | Coworking table, depth 160cm



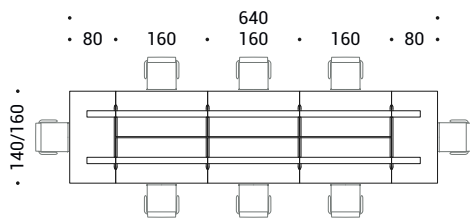
PFW.4414 | Coworking table, depth 140cm
PFW.4416 | Coworking table, depth 160cm



PFW.4814 | Coworking table, depth 140cm
PFW.4816 | Coworking table, depth 160cm




PFW.5814 | Coworking table, depth 140cm
PFW.5816 | Coworking table, depth 160cm




PFW.6414 | Coworking table, depth 140cm
PFW.6416 | Coworking table, depth 160cm

Accessories



Frontal dividing panel




Lateral dividing panel




Ollin monitor arm




Flo monitor arm



Shelf




Shelf for electrical outlet




Shelf for electrical outlet


Electrification Built-In



2 way opening flip-door matching top finish




2 way opening aluminum flip-door; optional



Built-in 3 power sockets + 1 USB 5V (A+C); optional




Built-in Built-in 1 power socket + 1 USB 5V (A+C); optional




Round grommet; optional

Electrification On Top



1 power socket + 1 USB 5V (A+C)



1 power socket + 1 USB 5V (A+C)

Product Finishes

Aluminum Structure | Legs and structure



115 | Black
Powder coated




R19 | Dark grey
Powder coated



R18 | Medium grey
Powder coated



070 | Soft grey
Powder coated



100 | White
Powder coated



R11 | Brown copper
Powder coated



R12 | Dark blue
Powder coated



R15 | Grey Green
Powder coated

Solid Wood | Legs



043 | American
black walnut



005 | Oak

Melamine | Tabletop



215 | Anthracite



102 | Greige



188 | Light grey




140 | White



195 | Oak

Plated Fenix | Tabletop



115 | Black



122 | Dark grey



121 | Light grey



123 | Warm grey



100 | White

Veneer | Tabletop



043 | American
black walnut



005 | Oak

Electrification

Flip door matching the top finish.

NoTable

All Around the Base



NoTable Meeting Collection



There's nothing simpler than a table's structure, a top resting on a base. Yet, within this simplicity lies the potential for designs of great personality and impact. NoTable exemplifies this concept, emerging as a product of meticulous design and functional research. It is an all-around table with a strong expressive character that remains sleek and elegant.

NoTable perfectly addresses the demand for maximum flexibility, both aesthetic and functional, in modern meeting rooms. The system is designed to be easily adaptable, thanks to the possibility of connecting the beams at different angles. This feature allows you to simply adjust the room according to changing space requirements. By combining sophisticated engineering with refined aesthetics and using modern materials like Fenix, HPL laminate, and aluminum, NoTable transforms any meeting and workspace into a dynamic and elegant setting.

NoTable HA features height-adjustable worktops, thanks to a mechanism concealed within the vertical tubes. This solution allows users to effortlessly switch between sitting and standing positions or adjust the height based on individual or collaborative work requirements.

The die-cast aluminum legs dynamically stem from the floor, giving NoTable its remarkable lightness and stability. These legs are attached to a tubular vertical frame with an adjustable inclination, showcasing the discreet yet high-level engineering behind NoTable. The characteristic linear shape legs are available in two sizes to accommodate different tabletop shapes. Includes floor support feet adjustable by 20 mm for precise table positioning.

The modular table structure is engineered to offer seamless adaptability in width and length. Its design is centered around a vertical tubular structural element, which serves as the foundational component for building and customizing the table structure. The cylindrical vertical tubes, with an 80 mm diameter, made of steel providing robust support and stability. Available in polished or chrome finishes or epoxy powder-coated finishes in black or white. Equipped with two, three, or four-way connections at various angles to allow the attachment of aluminum stands and longitudinal metal tubular bars.



Painted base, painted footrest and column, tabletop in Melamine.



Painted base, painted footrest and column, tabletop in HPL.



Chromed base, chromed footrest and column, tabletop in Fenix.



Painted base, painted footrest and column, tabletop in HPL.



Painted base, painted footrest and column, tabletop in Melamine.



Chromed base, chromed footrest and column, tabletop in Fenix.



Painted base, painted footrest and column, tabletop in Veneer.



Painted base, painted footrest and column, tabletop in Veneer.



Chromed base, chromed footrest and column, tabletop in Veneer.



Painted base, painted footrest and column, tabletop in HPL.



Painted base, painted footrest and column, tabletop in Melamine.



Chromed base, painted footrest and column, tabletop in Fenix.



Chromed or painted base, chromed or painted column, tabletop in HPL.



Painted base, painted footrest and column, tabletop in Melamine.



Chromed base, chromed footrest and column, tabletop in Veneer.

NoTable Meeting | Technical Specification



Structure: Created by a combination of longitudinal and cross-piece profiles beneath the top, connected by sheet metal elements, which form an extremely rigid load-bearing frame. Epoxy powder coated finish in either black or white.

Vertical Tubulars: The tops legs are in steel 80mm diameter tubular chromed or painted with epoxy powders in black or white. The vertical tubulars are available with two ways connections with various gradients and allow the connection of the aluminium stands and the longitudinal bars in metallic tubular.

Base: The bases, with their typical linear shape, are made of die cast aluminium with chromed, polished or epoxy powder coated in black or white. Two sizes are available, in order to adapt the shape of the tops, and they are equipped with floor support feet adjustable 20 mm for the positioning of the table.

Footrest: In the stand-up versions, steel tubular with chromed or painted black or white finish depending on the vertical tubular.

Top: Tops are available in different shapes and finishes, and are made in various dimensions. They can be made of: veneer in thin solid wood or design beveled edges; white powder coated or in melamine; Fenix laminate in different colors or in white HPL full core.

Electrical set-up: The flip door, 30 cm long, is formed by an aluminium frame and a central element in the same finish as the top. It has an opening on both sides and a painted metal cable tray under the top to hold wiring. Optional vertical duct. Electrical outlets are not provided.

Height adjustment: The height adjustable system uses a compact round 3-part lifting column. The construction ensures a short installation dimension combined with a long stroke length. The desk height control panel is a small, compact and user-friendly device. The panel has the basic up and down function for adjusting a desk. The adjustment system allows the user to modify the height of the support surface from 68 cm to a maximum of 130 cm.



NoTable Meeting | Technical Specification



Structure: Created by a combination of longitudinal and cross-piece profiles beneath the top, connected by sheet metal elements, which form an extremely rigid load-bearing frame. Epoxy powder coated finish in either black or white.

Vertical Tubulars: The top's legs are in steel 80mm diameter tubular chromed or painted with epoxy powders in black or white. The vertical tubulars are available with two ways connections with various gradients and allow the connection of the aluminium stands and the longitudinal bars in metallic tubular.

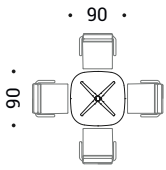
Base: The bases, with their typical linear shape, are made of die cast aluminium with chromed, polished or epoxy powder coated in black or white. Two sizes are available, in order to adapt the shape of the tops, and they are equipped with floor support feet adjustable 20 mm for the positioning of the table.

Footrest: In the stand-up versions, steel tubular with chromed or painted black or white finish depending on the vertical tubular.

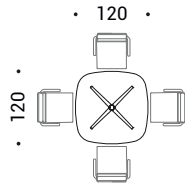
Top: Tops are available in different shapes and finishes, and are made in various dimensions. They can be made of: veneer in thin solid wood or design beveled edges; white powder coated or in melamine; Fenix laminate in different colors or in white HPL full core.



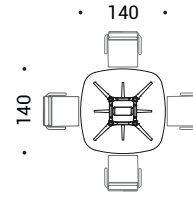
Dimensions



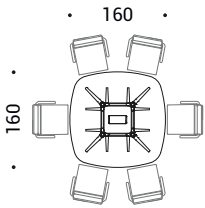
NTB.300.09 | Square meeting table, single sector



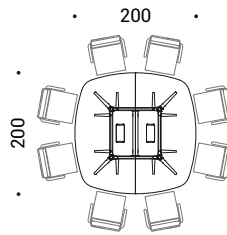
NTB.300.12 | Square meeting table, single sector



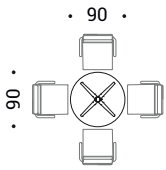
NTB.300/301.14 | Square meeting table, single sector



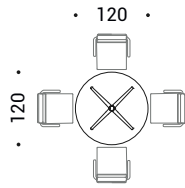
NTB.300/301.16 | Square meeting table, single sector



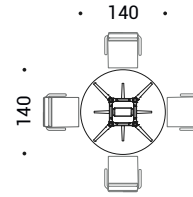
NTB.300/301.20 | Square meeting table, 2 sectors



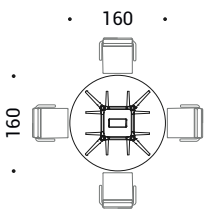
NTB.200.09 | Round meeting table, single sector



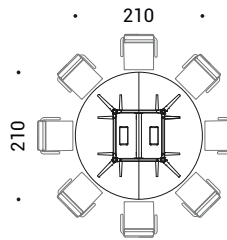
NTB.200.12 | Round meeting table, single sector



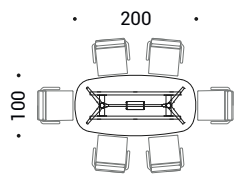
NTB.200/201.14 | Round meeting table, single sector



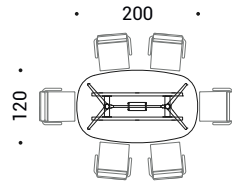
NTB.200/201.16 | Round meeting table, single sector



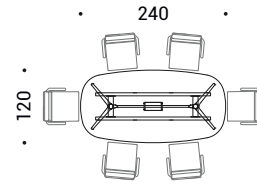
NTB.200/201.21 | Round meeting table, 2 sectors



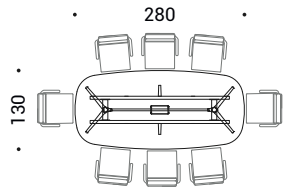
NTB.400/401.20B | Barrel meeting table, single sector



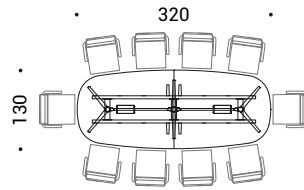
NTB.400/401.20 | Barrel meeting table, single sector



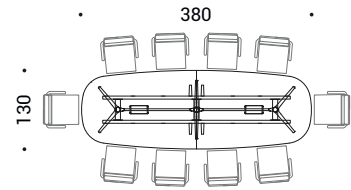
NTB.400/401.24 | Barrel meeting table, single sector



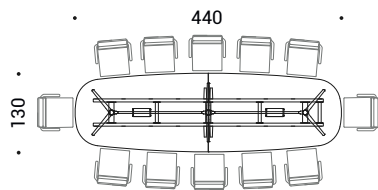
NTB.400/401.28 | Barrel meeting table, single sector



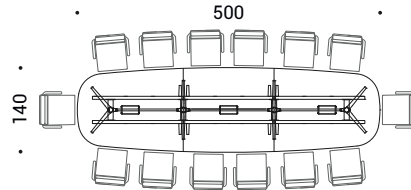
NTB.400/401.32 | Barrel meeting table, 2 sectors



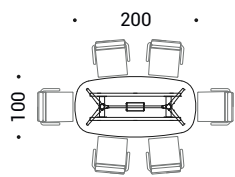
NTB.400/401.38 | Barrel meeting table, 2 sectors



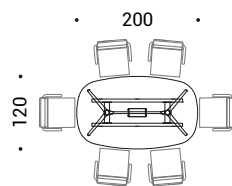
NTB.400/401.44 | Barrel meeting table, 2 sectors



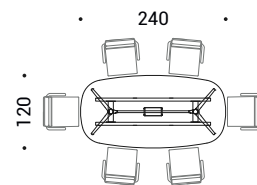
NTB.400/401.50 | Barrel meeting table, 3 sectors



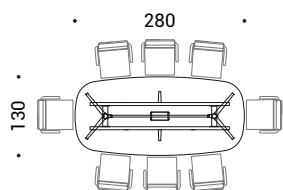
NTB.420/421.20B | Barrel meeting table, height adjustable, single sector



NTB.420/421.20 | Barrel meeting table, height adjustable, single sector



NTB.420/421.24 | Barrel meeting table, height adjustable, single sector



NTB.420/421.28 | Barrel meeting table, height adjustable, single sector

NoTable Desk



There's nothing simpler than a table's structure, a top resting on a base. Yet, within this simplicity lies the potential for designs of great personality and impact. NoTable exemplifies this concept, emerging as a product of meticulous design and functional research. It is an all-around table with a strong expressive character that remains sleek and elegant.

NoTable perfectly addresses the demand for maximum flexibility, both aesthetic and functional, in modern meeting rooms. The system is designed to be easily adaptable, thanks to the possibility of connecting the beams at different angles. This feature allows you to simply adjust the room according to changing space requirements. By combining sophisticated engineering with refined aesthetics and using modern materials like Fenix, HPL laminate, and aluminum, NoTable transforms any meeting and workspace into a dynamic and elegant setting.

NoTable HA features height-adjustable worktops, thanks to a mechanism concealed within the vertical tubes. This solution allows users to effortlessly switch between sitting and standing positions or adjust the height based on individual or collaborative work requirements.

The die-cast aluminum legs dynamically stem from the floor, giving NoTable its remarkable lightness and stability. These legs are attached to a tubular vertical frame with an adjustable inclination, showcasing the discreet yet high-level engineering behind NoTable. The characteristic linear shape legs are available in two sizes to accommodate different tabletop shapes. Includes floor support feet adjustable by 20 mm for precise table positioning.

The modular table structure is engineered to offer seamless adaptability in width and length. Its design is centered around a vertical tubular structural element, which serves as the foundational component for building and customizing the table structure. The cylindrical vertical tubes, with an 80 mm diameter, made of steel providing robust support and stability. Available in polished or chrome finishes or epoxy powder-coated finishes in black or white. Equipped with two, three, or four-way connections at various angles to allow the attachment of aluminum stands and longitudinal metal tubular bars.



Chromed base, chromed footrest and column, tabletop in Veneer.



Painted base, painted footrest and column, tabletop in Fenix.



Height adjustable, chromed base, footrest and column, tabletop in Fenix.

NoTable Desk | Technical Specification



Structure: Created by a combination of longitudinal and cross-piece profiles beneath the top, connected by sheet metal elements, which form an extremely rigid load-bearing frame. Epoxy powder coated finish in either black or white.

Vertical Tubulars: The top's legs are in steel 80mm diameter tubular chromed or painted with epoxy powders in black or white. The vertical tubulars are available with two ways connections with various gradients and allow the connection of the aluminium stands and the longitudinal bars in metallic tubular.

Base: The bases, with their typical linear shape, are made of die cast aluminium with chromed, polished or epoxy powder coated in black or white. Two sizes are available, in order to adapt the shape of the tops, and they are equipped with floor support feet adjustable 20 mm for the positioning of the table.

Footrest: In the stand-up versions, steel tubular with chromed or painted black or white finish depending on the vertical tubular.

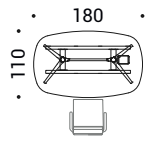
Top: Tops are available in different shapes and finishes, and are made in various dimensions. They can be made of: veneer in thin solid wood or design beveled edges; white powder coated or in melamine; Fenix laminate in different colors or in white HPL full core.

Electrical set-up: The flip door, 30 cm long, is formed by an aluminium frame and a central element in the same finish as the top. It has an opening on both sides and a painted metal cable tray under the top to hold wiring. Optional vertical duct. Electrical outlets are not provided.

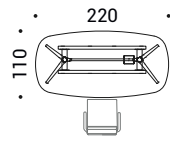
Height adjustment: The height adjustable system uses a compact round 3-part lifting column. The construction ensures a short installation dimension combined with a long stroke length. The desk height control panel is a small, compact and user-friendly device. The panel has the basic up and down function for adjusting a desk. The adjustment system allows the user to modify the height of the support surface from 68 cm to a maximum of 130 cm.



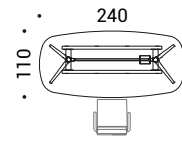
Dimensions



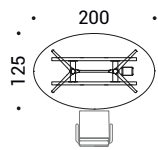
NTB.501.18 | Barrel manager desk,
NTB.521.18 | Height adjustable desk



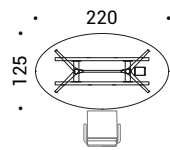
NTB.501.22 | Barrel manager desk,
NTB.521.22 | Height adjustable desk



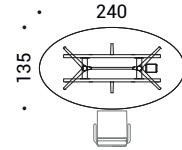
NTB.501.24 | Barrel manager desk,
NTB.521.24 | Height adjustable desk



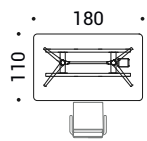
NTB.701.20 | Oval manager desk,
NTB.721.20 | Height adjustable desk



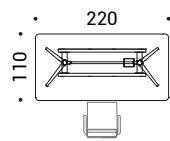
NTB.701.22 | Oval manager desk,
NTB.721.22 | Height adjustable desk



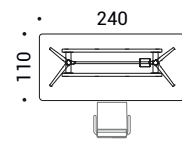
NTB.701.24 | Oval manager desk,
NTB.721.24 | Height adjustable desk



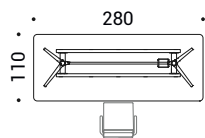
NTB.601.18 | Rectangular manager desk,
NTB.621.18 | Height adjustable desk



NTB.601.22 | Rectangular manager desk,
NTB.621.22 | Height adjustable desk



NTB.601.24 | Rectangular manager desk,
NTB.621.24 | Height adjustable desk



NTB.601.28 | Rectangular manager desk

NoTable Folding



There's nothing simpler than a table's structure, a top resting on a base. Yet, within this simplicity lies the potential for designs of great personality and impact. NoTable exemplifies this concept, emerging as a product of meticulous design and functional research. It is an all-around table with a strong expressive character that remains sleek and elegant.

NoTable perfectly addresses the demand for maximum flexibility, both aesthetic and functional, in modern meeting rooms. The system is designed to be easily adaptable, thanks to the possibility of connecting the beams at different angles. This feature allows you to simply adjust the room according to changing space requirements. By combining sophisticated engineering with refined aesthetics and using modern materials like Fenix, HPL laminate, and aluminum, NoTable transforms any meeting and workspace into a dynamic and elegant setting.

NoTable HA features height-adjustable worktops, thanks to a mechanism concealed within the vertical tubes. This solution allows users to effortlessly switch between sitting and standing positions or adjust the height based on individual or collaborative work requirements.

The die-cast aluminum legs dynamically stem from the floor, giving NoTable its remarkable lightness and stability. These legs are attached to a tubular vertical frame with an adjustable inclination, showcasing the discreet yet high-level engineering behind NoTable. The characteristic linear shape legs are available in two sizes to accommodate different tabletop shapes. Includes floor support feet adjustable by 20 mm for precise table positioning.

The modular table structure is engineered to offer seamless adaptability in width and length. Its design is centered around a vertical tubular structural element, which serves as the foundational component for building and customizing the table structure. The cylindrical vertical tubes, with an 80 mm diameter, made of steel providing robust support and stability. Available in polished or chrome finishes or epoxy powder-coated finishes in black or white. Equipped with two, three, or four-way connections at various angles to allow the attachment of aluminum stands and longitudinal metal tubular bars.



Painted base and column, tabletop in Fenix.



Painted base and column, tabletop in Melamine.



Painted base and column, tabletop in Veneer.

NoTable Folding | Technical Specification



Structure: Created by a combination of longitudinal and cross-piece profiles beneath the top, connected by sheet metal elements, which form an extremely rigid load-bearing frame. Epoxy powder coated finish in either black or white.

Vertical Tubulars: The top's legs are in steel 80mm diameter tubular chromed or painted with epoxy powders in black or white. The vertical tubulars are available with two ways connections with various gradients and allow the connection of the aluminium stands and the longitudinal bars in metallic tubular.

Base: The bases, with their typical linear shape, are made of die cast aluminum with chromed, polished or epoxy powder coated in black or white. Two sizes are available, in order to adapt the shape of the tops, and they are equipped with castors.

Castors: In black plastic, diam. 60 mm, with soft running surface for use on any type of flooring and a load depending safety brake.

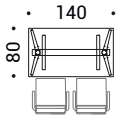
Top: The rectangular tops are made of melamine or thin solid wood veneer. Possibility of supplying plans with dimensions from 140 cm to 210 cm and depth from 80 cm to 100 cm.

Electrical set-up: Aluminium flip door, 30 cm long. It has an opening on both sides and a painted metal cable tray under the top to hold wiring. Optional vertical duct. Electrical outlets are not provided.

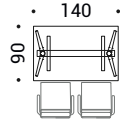
Dual unlocking control: Releasing the top from the working position and setting it in the vertical position takes place by using a synchronised unhooking handle in painted metal pipe, diameter 10 mm. The top stops automatically in the vertical position. It is enough to press the top side to close it and return to the horizontal position. The brackets that contain the unlocking mechanism are epoxy powder coated in anthracite colour. Tables with a collapsible top can be stacked one in front of the other for better use of space.

Accessories: Optional front panel; top hooking system with rotating/disappearing brackets.

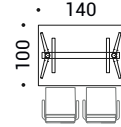
Dimensions



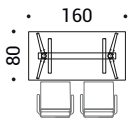
NTB.830.14 | Rectangular folding table



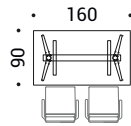
NTB.930.14 | Rectangular folding table



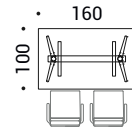
NTB.030.14 | Rectangular folding table



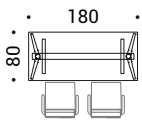
NTB.830.16 | Rectangular folding table



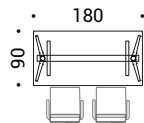
NTB.930.16 | Rectangular folding table



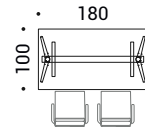
NTB.030.16 | Rectangular folding table



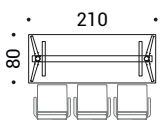
NTB.830.18 | Rectangular folding table



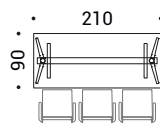
NTB.930.18 | Rectangular folding table



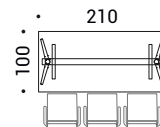
NTB.030.18 | Rectangular folding table



NTB.830.21 | Rectangular folding table



NTB.930.21 | Rectangular folding table



NTB.030.21 | Rectangular folding table

Product Finishes

Aluminum/Metal Structure | Legs, column and footrest




47 | Polished



55 | Chromed



115 | Black
Powder coated



100 | White
Powder coated

Veneer | Tabletop




043 | American
black walnut




075 | Oak

Melamine | Tabletop




100 | White

HPL black/full core | Tabletop



100 | White

Fenix black/full core | Tabletop



115 | Black



121 | Light grey



122 | Dark grey



123 | Warm grey



100 | White

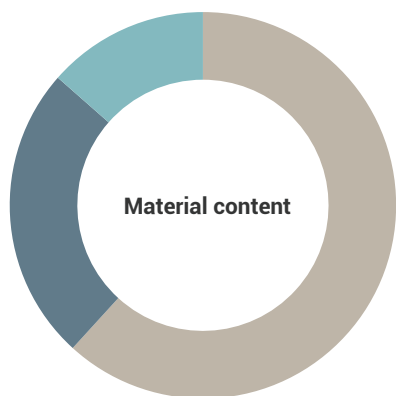
Electrification

Flip door matching the top finish.

Sustainability

Our design and production philosophy is based on the pursuit of simplicity in order to create sustainable and durable collections. Our products have an unmistakable design which however is subjected to the carefull evaluation of any possible aspects to improve sustainability, durability and recyclability in accordance with the highest international standards. We believe that our responsible approach may effectively reduce environmental impact of our products throughout the entire lifecycle of the various components. We do not use chemicals hazardous or dangerous to the environment, and the materials we use are tested and evaluated for potentially harmful effects on human health and the environment. Where possible, we reduce packaging materials to a minimum, which also optimises transport volume.

NoTable



Materials		%
Wood	●	62
Aluminum	●	25
Metal	●	13
Total		90.0 kg



		%
Recycling	●	100
Not recycling	●	0

The materials we select meet high quality standards, guaranteeing durable and eco-friendly products.

At ICF, we use:

- Ecological and/or post-consumer recycled materials;
- Products free from formaldehyde and toxic substances;
- Finishes free from hexavalent chromium.

Each component of the seat can be disassembled for repair, reuse and recycling.

NoTable is a table weighing approximately 90.0 kg and approximately 100% recyclable when completely and correctly separated.

NoTable is conceived in accordance with the guidelines of eco-design, a technical methodology applied during design of a product in order to reduce that product's carbon footprint and environmental impact.

Note:

Material and Recycling content percentages may vary depending on the specific model evaluated and consequently of the structural materials and finishes of the considered model.

The above sustainability contents refer to model NTB.40124.

Certifications

- EN 15372:2023 - Level 2
- VOC Emission Test Report in compliance with AgBB including the LCI-values (Melamine Table top)
- VOC Emission Test Report in compliance with Indoor Air Comfort GOLD® (Melamine Table top)
- CAM (Melamine and Veneer Table top)
- Leed V4/V4.1 Beta (Melamine Table top)

UniTable

A Dynamic and Interacting Collection



UniTable Meeting Collection



UniTable is a testament to modern office design, offering a flexible and innovative approach to workplace furniture. Its modular system adapts seamlessly to various professional needs, from executive desks to collaborative meeting tables, embodying the latest in functional and aesthetic advancements.

Crafted specifically for high-profile office environments, UniTable provides a sophisticated solution to meet the demanding requirements of contemporary workplaces. Its design integrates seamlessly into executive suites and dynamic office spaces, enhancing both functionality and style.

UniTable is more than just furniture; it's a dynamic collection that interacts with the changing needs of the modern office.

UniTable boasts a strong formal identity, characterized by its clean lines and sophisticated materials. The system's design elements, such as the extruded aluminum beams and die-cast aluminum bases, contribute to a cohesive and distinguished look that elevates any office setting.

UniTable is crafted around a dynamic and flexible design. Its core element, an extruded aluminum beam, serves as a structural foundation that can be used individually or combined with additional transverse beams. This flexibility allows UniTable to be reconfigured effortlessly, accommodating changes in workstation numbers or adapting to new functional and aesthetic needs. Whether expanding a workspace or altering its design, UniTable adapts seamlessly, ensuring high performance and functionality at all times.

The system features a supporting beam made of polished anodized aluminum with a black decorative element. This beam connects to die-cast aluminum bases, available in glossy finishes, to create numerous configurations. The tops of UniTable come in various shapes and modular dimensions, making them suitable for both writing desks and conference tables. This versatility enables UniTable to furnish everything from traditional executive offices to modern collaborative spaces with equal finesse.

The UniTable system offers unparalleled customization, allowing you to create tailored solutions of any shape or dimension to meet specific office needs. It includes a wide range of finishes and colors, including laminate, glass, and veneer, to match any interior style.



Polished base and structure, tabletop in veneer.



Polished base and structure, tabletop in veneer.



Polished base and structure, tabletop in veneer.



Polished base and structure, tabletop in Fenix.



Polished base and structure, tabletop in Fenix.



Polished base and structure, tabletop in Fenix.



Polished base and structure, tabletop in HPL.



Polished base and structure, tabletop in HPL.



Polished base and structure, tabletop in HPL.



Polished base and structure, tabletop in clear glass.



Polished base and structure, tabletop in clear glass.



Polished base and structure, tabletop in clear glass.



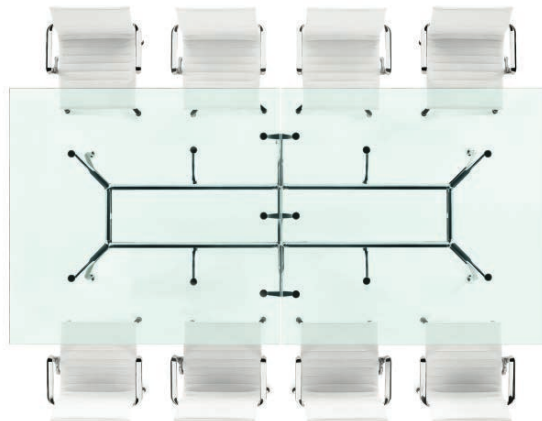
Polished base and structure, tabletop in clear glass.



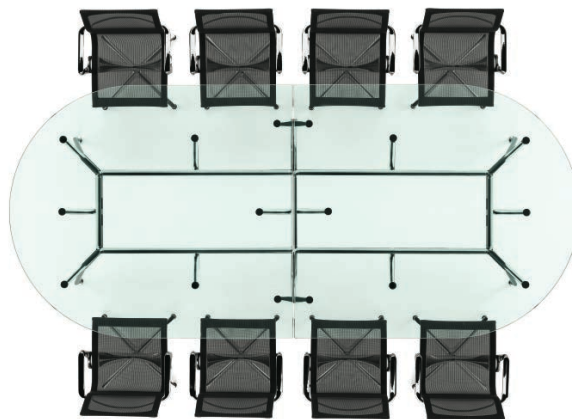
Polished base and structure, tabletop in clear glass.



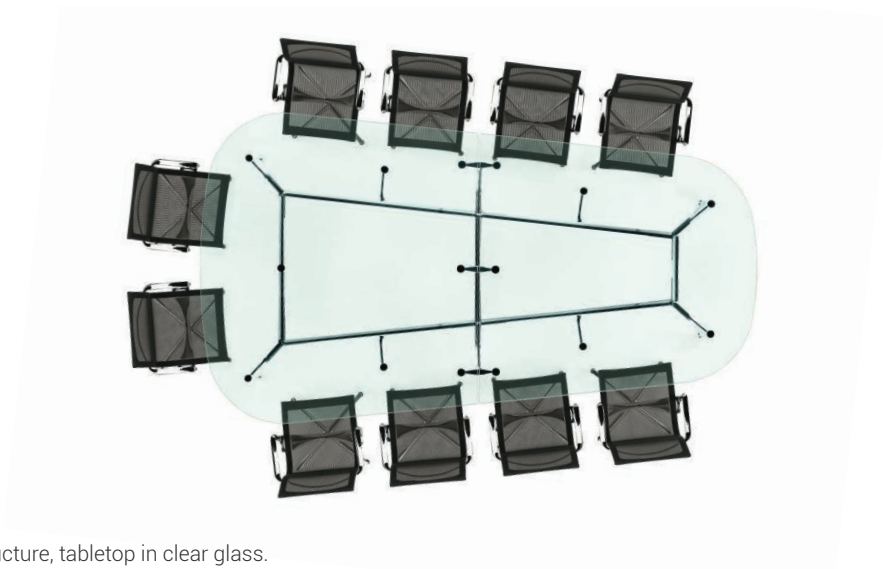
Polished base and structure, tabletop in clear glass.



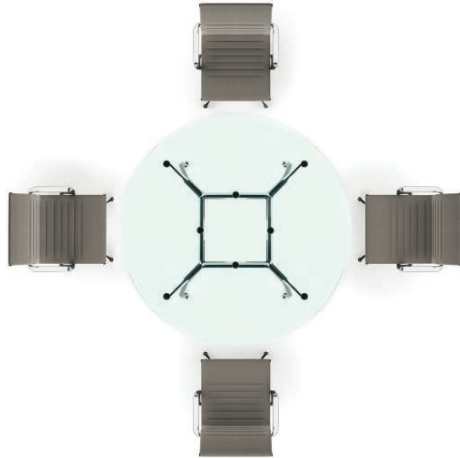
Polished base and structure, tabletop in clear glass.



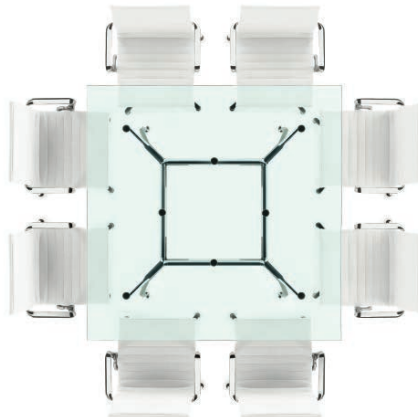
Polished base and structure, tabletop in clear glass.



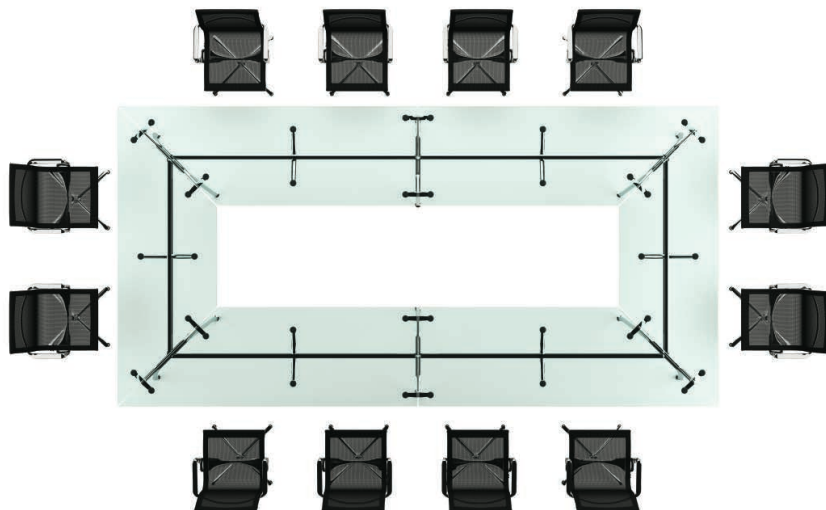
Polished base and structure, tabletop in clear glass.



Polished base and structure, tabletop in clear glass.



Polished base and structure, tabletop in clear glass.



Polished base and structure, tabletop in clear glass.

UniTable Meeting | Technical Specification



Structure: Load-bearing extruded aluminum beams with polished finish and black decoration placed lengthwise. Legs are made of die-cast aluminum with polished finish.

Top support: Plastic material, black color. Height adjustable.

Central support: In painted aluminum, black color.

Brackets: Supporting brackets for the tops can be placed in any position along the main load-bearing beam. Brackets are in die-cast aluminum with polished finish.

Connectors: In black painted aluminum. Connectors allow the beams and bases to be joined at various angles, to make numerous configurations.

Base: Legs are made of die-cast aluminum with polished finish.

Glides: Floor glides in chromed plastic material. The glides are height adjustable to level the table.

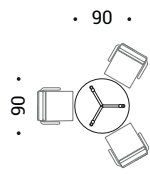
Top: Tops are available in different shapes and finishes, and are made in various dimensions. They can be made of: transparent glass, thickness 15 mm, with shaped edges and rounded corners; underpainted glass in white, thickness 15 mm, with sanded finish on the side resting on the frame; veneer with solid wood or ENT edges, thickness 30 mm.

Electrical set-up: The flip door, 30 cm long, is formed by an aluminium frame and a central element in the same finish as the top. It has an opening on both sides and a painted metal cable tray under the top to hold wiring.

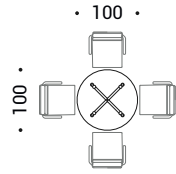
Optional vertical duct: Electrical outlets are not provided. The version with electrical set-up in transparent glass has a central sector in black underpainted glass.



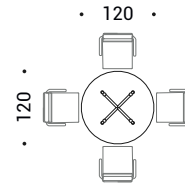
Dimensions



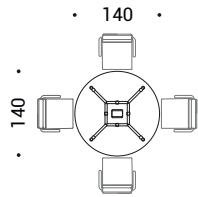
UTR.200.09 | Round table, single sector



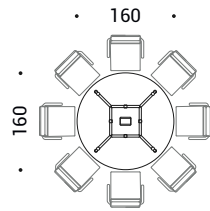
UTR.200.10 | Round table, single sector



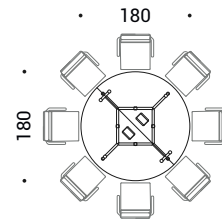
UTR.200.12 | Round table, single sector



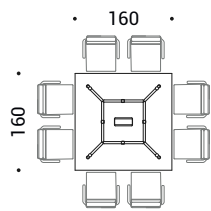
UTR.200/205.14 | Round table, single sector



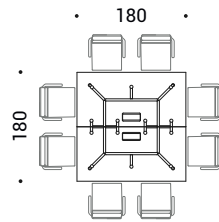
UTR.200/205.16 | Round table, single sector



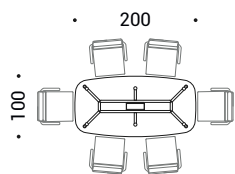
UTR.200/205.18 | Round table, 2 sectors



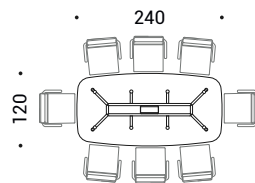
UTR.201/204.16 | Square table, single sector



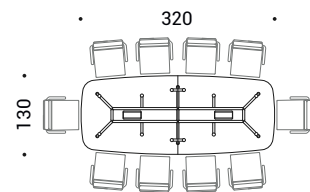
UTR.201/204.18 | Square table, 2 sectors



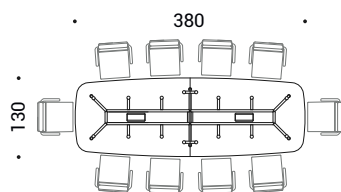
UTR.400/401.20 | Barrel table, single sector



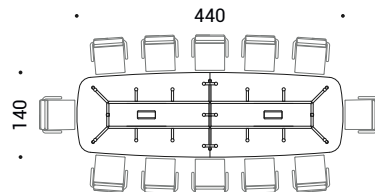
UTR.400/401.24 | Barrel table, single sector



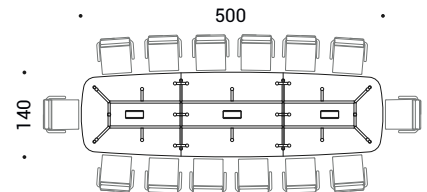
UTR.400/401.32 | Barrel table, 2 sectors



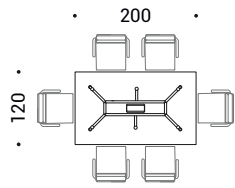
UTR.400/401.38 | Barrel table, 2 sectors



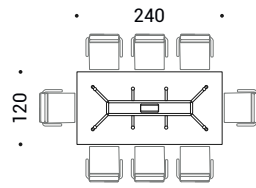
UTR.400/401.44 | Barrel table, 2 sectors



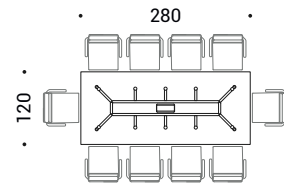
UTR.400/401.50 | Barrel table, 3 sectors



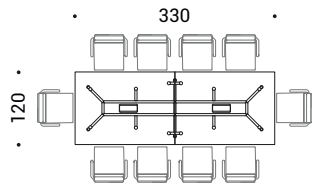
UTR.500/501.20 | Rectangular table, single sector



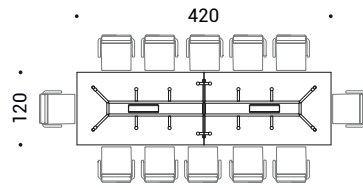
UTR.500/501.24 | Rectangular table, single sector



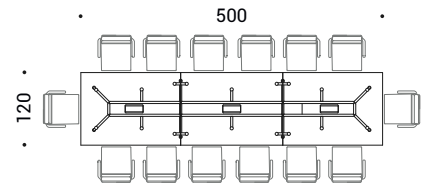
UTR.500/501.28 | Rectangular table, single sector



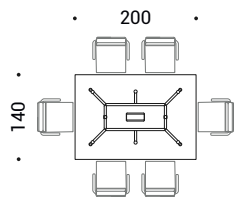
UTR.500/501.33 | Rectangular table, 2 sectors



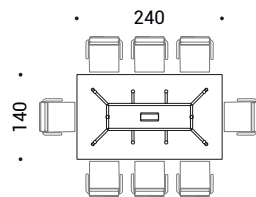
UTR.500/501.42 | Rectangular table, 2 sectors



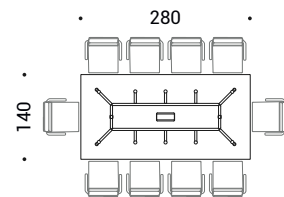
UTR.500/501.50 | Rectangular table, 3 sectors



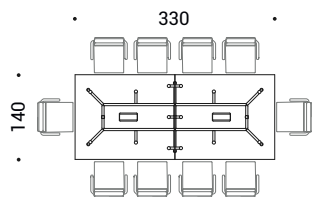
UTR.520/521.20 | Rectangular table, single sector



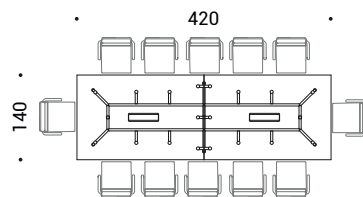
UTR.520/521.24 | Rectangular table, single sector



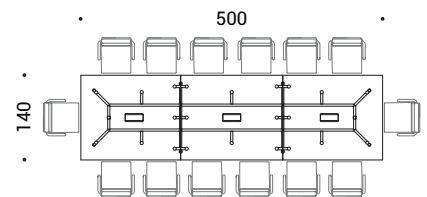
UTR.520/521.28 | Rectangular table, single sector



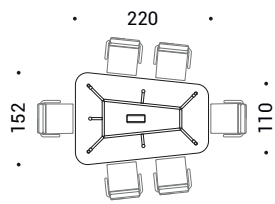
UTR.520/521.33 | Rectangular table, 2 sectors



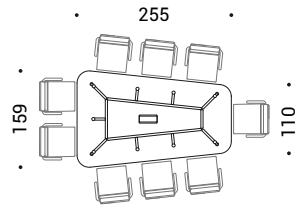
UTR.520/521.42 | Rectangular table, 2 sectors



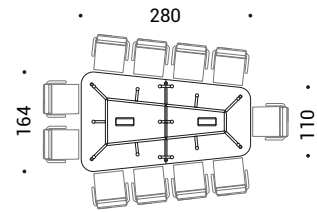
UTR.520/521.50 | Rectangular table, 3 sectors



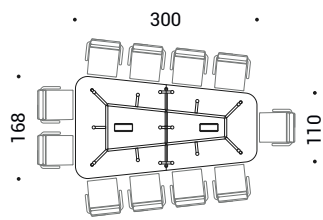
UTR.700/701.22 | Trapezoidal table, single sector



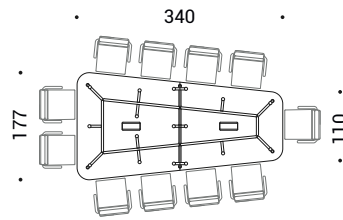
UTR.700/701.25 | Trapezoidal table, single sector



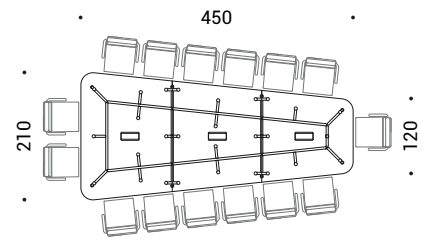
UTR.700/701.28 | Trapezoidal table, 2 sectors



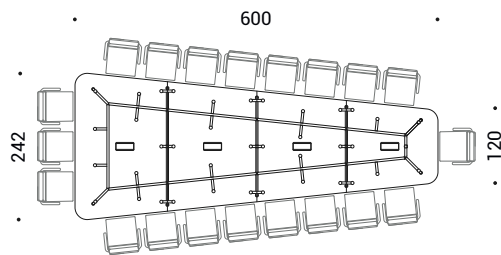
UTR.700/701.30 | Trapezoidal table, 2 sectors



UTR.700/701.34 | Trapezoidal table, 2 sectors



UTR.700/701.45 | Trapezoidal table, 3 sectors



UTR.700/701.60 | Trapezoidal table, 4 sectors

UniTable Desk | Technical Specification



Structure: Load-bearing extruded aluminum beams with polished finish and black decoration placed lengthwise. Legs are made of die-cast aluminum with polished finish.

Top support: Plastic material, black color. Height adjustable.

Central support: In painted aluminum, black color.

Brackets: Supporting brackets for the tops can be placed in any position along the main load-bearing beam. Brackets are in die-cast aluminum with polished finish.

Connectors: In black painted aluminum. Connectors allow the beams and bases to be joined at various angles, to make numerous configurations.

Base: Legs are made of die-cast aluminum with polished finish.

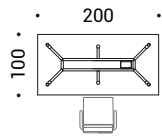
Glides: Floor glides in chromed plastic material. The glides are height adjustable to level the table.

Top: Tops are available in different shapes and finishes, and are made in various dimensions. They can be made of: transparent glass, thickness 15 mm, with shaped edges and rounded corners; underpainted glass in white, thickness 15 mm, with sanded finish on the side resting on the frame; veneer with solid wood or ENT edges, thickness 30 mm.

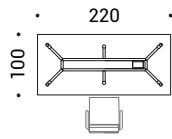
Electrical set-up: The flip door, 18 cm long, is formed by an aluminium frame and a central element in the same finish as the top. It has an opening on both sides and a painted metal cable tray under the top to hold wiring.

Optional vertical duct: Electrical outlets are not provided. The version with electrical set-up in transparent glass has a central sector in black underpainted glass.

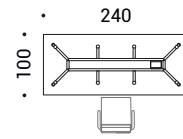
Dimensions



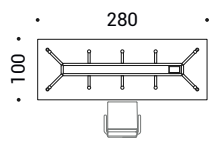
UTR.550/551.20 | Rectangular manager desk



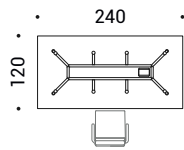
UTR.550/551.22 | Rectangular manager desk



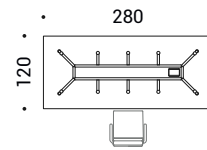
UTR.550/551.24 | Rectangular manager desk



UTR.550/551.28 | Rectangular manager desk



UTR.560/561.24 | Rectangular manager desk



UTR.560/561.28 | Rectangular manager desk

Product Finishes

Aluminum Structure | Base and structure



47 | Polished

Veneer | Tabletop




043 | American black walnut



075 | Oak

Melamine | Tabletop




100 | White

HPL black/full core | Tabletop



100 | White

Fenix black core/full core | Tabletop



115 | Black



121 | Light grey



122 | Dark grey



123 | Warm grey



100 | White

Glass | Tabletop



TP | Clear



100 | White Underpainted

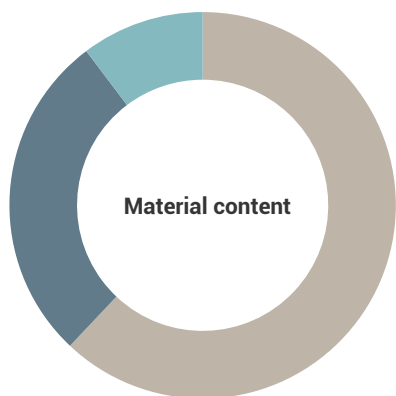
Electrification

Flip door matching the top finish.

Sustainability

Our design and production philosophy is based on the pursuit of simplicity in order to create sustainable and durable collections. Our products have an unmistakable design which however is subjected to the carefull evaluation of any possible aspects to improve sustainability, durability and recyclability in accordance with the highest international standards. We believe that our responsible approach may effectively reduce environmental impact of our products throughout the entire lifecycle of the various components. We do not use chemicals hazardous or dangerous to the environment, and the materials we use are tested and evaluated for potentially harmful effects on human health and the environment. Where possible, we reduce packaging materials to a minimum, which also optimises transport volume.

UniTable



Materials		%
Wood	●	62
Aluminum	●	28
Metal	●	10
Total		87.0 kg



		%
Recycling	●	100
Not recycling	●	0

The materials we select meet high quality standards, guaranteeing durable and eco-friendly products.

At ICF, we use:

- Ecological and/or post-consumer recycled materials;
- Products free from formaldehyde and toxic substances;
- Finishes free from hexavalent chromium.

Each component of the seat can be disassembled for repair, reuse and recycling.

UniTable is a table weighing approximately 87.0 kg and approximately 100% recyclable when completely and correctly separated.

UniTable is conceived in accordance with the guidelines of eco-design, a technical methodology applied during design of a product in order to reduce that product's carbon footprint and environmental impact.

Note:

Material and Recycling content percentages may vary depending on the specific model evaluated and consequently of the structural materials and finishes of the considered model.

The above sustainability contents refer to model UTR.50124.

Certifications

- EN 527-1-2-3:2000 (Glass Tabletop)
- EN 13721/04 (American black walnut Tabletop)
- EN 13722/04 (American black walnut Tabletop)
- VOC Emission Test Report in compliance with Indoor Air Comfort GOLD® (Melamine Tabletop)
- VOC Emission Test Report in compliance with Agbb (Melamine Tabletop)
- CAM (Melamine and Veneer Tabletop)
- Leed V4/V4.1 Beta (Melamine Tabletop)

EMG

Premium Materials



ICF

EMG Collection



The Executive Meeting Group (EMG) is an exclusive collection of conference tables meticulously designed for high-end meeting spaces. Each table in the EMG collection is crafted from premium materials with exceptional attention to detail, ensuring both elegance and lasting impression.

EMG tables are constructed using prestigious materials such as fine wood, lacquer, marble, and leather for the tabletops, complemented by sleek painted steel base columns. This combination not only enhances the aesthetic appeal but also imbues the space with an air of prestige and authority. The choice of severe yet comfortable shapes adds to the tables' sophisticated and memorable presence.

Ideal for executive offices and representation areas, EMG tables immediately communicate the significance of the decisions made within the space. The collection conveys an image of strength, authority, prestige, and security, elevating the overall working environment and reinforcing the importance of the space's function.

EMG tables embrace modern technology to improve everyday office interactions. Designed with built-in wire management systems, these tables allow for the seamless integration of cables and wires, maintaining a clean and organized workspace. Customizable options include designated points for electrical terminals to accommodate monitors, microphones, and other devices, ensuring that technology enhances rather than disrupts the meeting experience.

Understanding that every office has unique needs, EMG offers customizable features to support various functional requirements. Whether it's hidden wiring for a minimalist look or specific electrical placements for advanced technology setups, EMG tables provide flexible solutions that adapt to your workspace's demands.



Painted base and structure, tabletop upholstered in leather.



Painted base and structure, tabletop upholstered in leather.



Painted base and structure, tabletop upholstered in leather with central insert in veneer.



Painted base and structure, tabletop upholstered in leather.



Painted base and structure, tabletop upholstered in leather.




Painted base and structure, tabletop in veneer with central insert upholstered in leather.



Painted base and structure, tabletop in veneer with central insert upholstered in leather.

EMG | Technical Specification



Structure: Metal frame with anthracite painted finish.

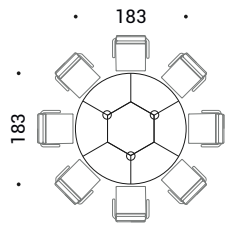
Base: Steel column base and feet in solid bevelled wood matching the tabletop color. Legs can be used as cable raceways.

Top: Thick tops with a round, square or oval shape, with sectors in wood veneer or in combinations of leather. Sectors in marble on request. Depending on the customer's needs, it is possible to change the shape and finish of the top, combination of materials and the design of the inserts.

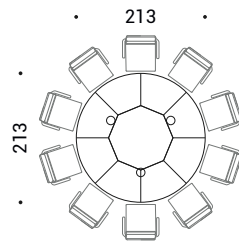
Electrical set-up: Upon request, tables can be prepared with hidden flip doors with soft close mechanisms, covered in veneer or leather. Electrical outlets are not provided.



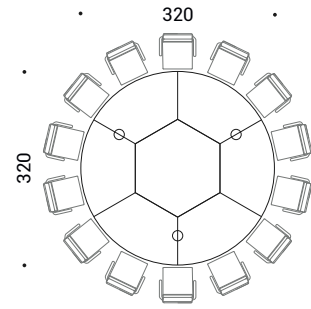
Dimensions



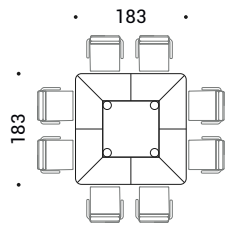
SG.183 | Round table, Ø183 cm



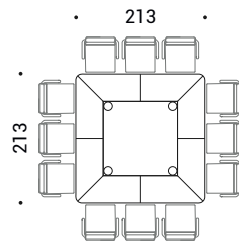
SG.213 | Round table, Ø213 cm



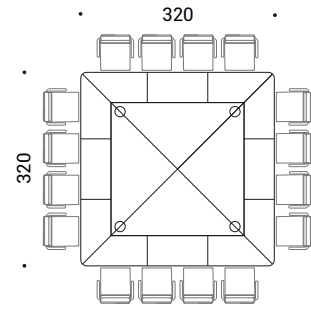
SG.320 | Round table, Ø320 cm



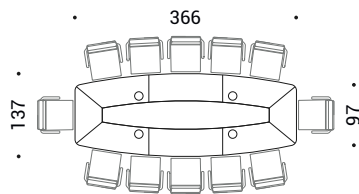
SGQ.183 | Square table, 183x183 cm



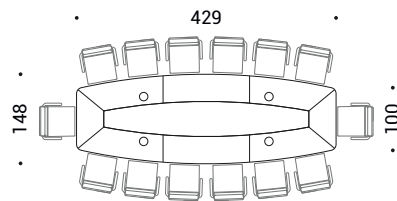
SGQ.213 | Square table, 213x213 cm



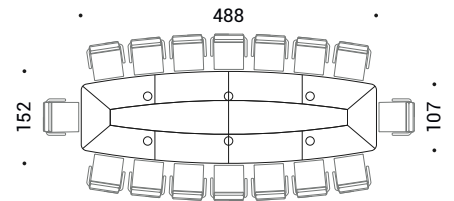
SGQ.320 | Square table, 320x320 cm



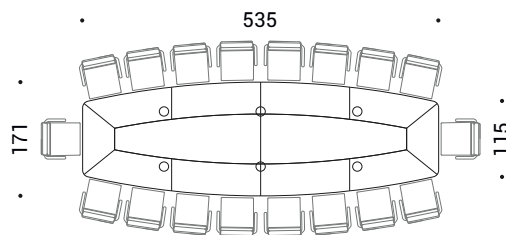
SG.160 | Oval table, 366x97/137 cm



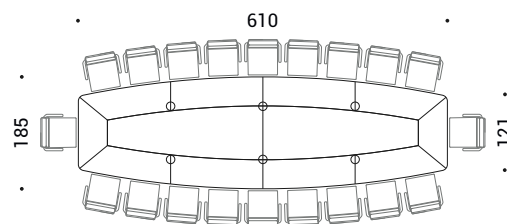
SG.162 | Oval table, 429x100/148 cm



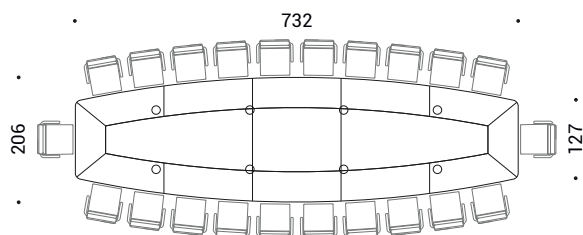
SG.164 | Oval table, 488x107/152 cm



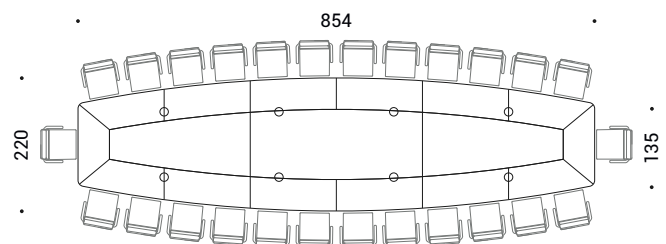
SG.166 | Oval table, 535x115/171 cm



SG.168 | Oval table, 610x121/185 cm



SG.172 | Oval table, 732x127/206 cm



SG.180 | Oval table, 854x135/220 cm


Product Finishes

Metal Structure | Base and structure




18 | Anthracite
Powder coated

Veneer | Tabletop and inserts



043 | American
black walnut



005 | Oak

Leather | Tabletop and inserts

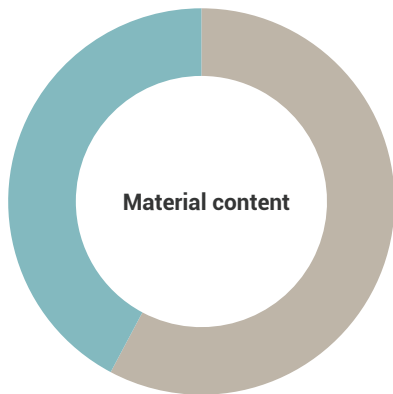


Cat. E | Leather
(15 colors)

Sustainability

Our design and production philosophy is based on the pursuit of simplicity in order to create sustainable and durable collections. Our products have an unmistakable design which however is subjected to the carefull evaluation of any possible aspects to improve sustainability, durability and recyclability in accordance with the highest international standards. We believe that our responsible approach may effectively reduce environmental impact of our products throughout the entire lifecycle of the various components. We do not use chemicals hazardous or dangerous to the environment, and the materials we use are tested and evaluated for potentially harmful effects on human health and the environment. Where possible, we reduce packaging materials to a minimum, which also optimises transport volume.

EMG



Materials		%
Wood	●	58
Metal	●	42
Total		308.2 kg



		%
Recycling	●	100
Not recycling	●	0

The materials we select meet high quality standards, guaranteeing durable and eco-friendly products.

At ICF, we use:

- Ecological and/or post-consumer recycled materials;
- Products free from formaldehyde and toxic substances;
- Finishes free from hexavalent chromium.

Each component of the seat can be disassembled for repair, reuse and recycling.

EMG is a table weighing approximately 308.2 kg and approximately 100% recyclable when completely and correctly separated.

EMG Table is conceived in accordance with the guidelines of eco-design, a technical methodology applied during design of a product in order to reduce that product's carbon footprint and environmental impact.

Note:

Material and Recycling content percentages may vary depending on the specific model evaluated and consequently of the structural materials and finishes of the considered model.

The above sustainability contents refer to model SG.164

Certifications

- EN 13721/04 (Natural Oakwood Tabletop)
- EN 13722/04 (Natural Oakwood Tabletop)

Qadro Freestanding

A Step into Our Definition of Space



Qadro Freestanding



Qadro is a groundbreaking vertical and modular solution designed for open-plan offices, private suites, and collaborative spaces. This innovative system serves as a structural backbone for communication screens and technology, defining and dividing space while offering practical storage solutions and thoughtful coworking elements - exactly where they're needed.

In today's office environment, the monitor and its surroundings are the central hub, catering to an ever-evolving flow of meetings and remote calls, brainstorming sessions, educational workshops, staff training, and essential relaxation breaks. Qadro is a versatile base element that empowers users to adapt and reconfigure their space to accommodate a wide variety of activities - seamlessly and effortlessly.

Available with a freestanding die-cast aluminum base or a full-height vertical post, Qadro's self-supporting structure can be positioned against a wall or used as a spatial divider. Installation is quick and straightforward, allowing you to redefine any part of the workspace on demand.

Qadro effortlessly merges adaptability and high design with robust strength and lightness. Each element is crafted from aluminum profiles with a distinct section that supports sizable dimensions, empowering you to create a range of configurable solutions - even as standalone pieces. any height.

Qadro Mobile is a universal shelving system designed to meet the dynamic needs of modern workspaces. Built upon a robust, extruded aluminum framework Qadro Mobile boasts an exceptionally stable structure with a clean, uninterrupted aesthetic.

More than just shelving system, Qadro Mobile is a mobile partition that effortlessly adapts to any environment - serving as a bookshelf, TV cabinet, wardrobe, equipped wall, or a divider with removable whiteboards and bulletin boards.

With Qadro Mobile, you can reconfigure spaces on demand to create privacy, foster collaboration, or organize materials - all while maintaining a contemporary, streamlined design. Whether you need to host a quick brainstorming session or neatly display items for presentations, Qadro Mobile delivers unparalleled versatility and effortless mobility to redefine how your workspace functions and flows.



Black anodised structure and shelves, Fenix sliding doors.



Natural grey anodised structure, Fenix sliding doors.



Natural grey anodised structure and shelves, back panels in felt.

Qadro Freestanding | Technical Specification



Frame: Modular frame in aluminum profile.

Base: Base in die-cast aluminum, polished or painted, on castors, no. 2 with lock.

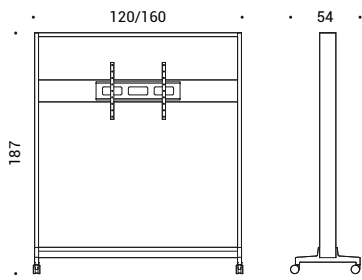
Shelves: Extruded aluminum shelves, anodized finish.

Monitor holder unit: Monitor holder unit in painted tubular suitable for screens from 50" to 75". Screens may extend outside the perimeter of the frame.

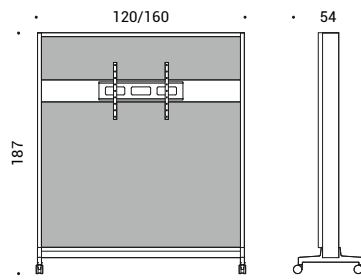
Cable tray: Painted sheet metal cable tray.

Storage box: Extruded aluminum storage box with felt or Fenix sliding doors

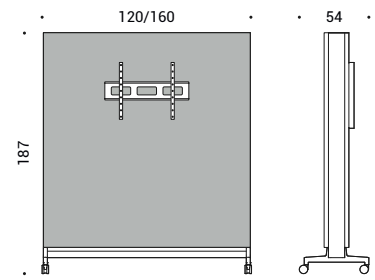
Dimensions



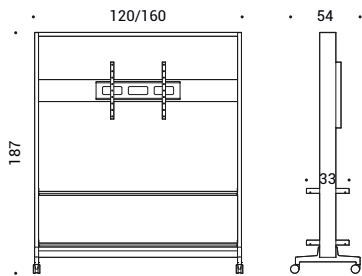
QMSA.125/165 | Monitor stand



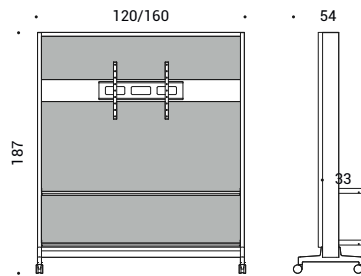
QMSA.125/165 | Monitor stand with back panel



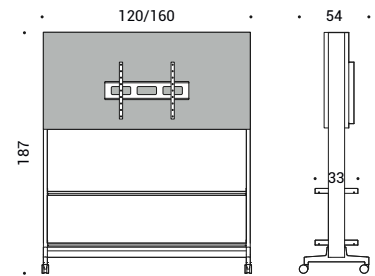
QMSA.125/165 | Monitor stand with front and back panels



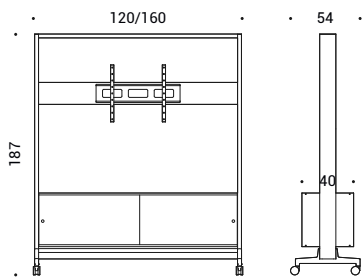
QMSB.125/165 | Monitor stand



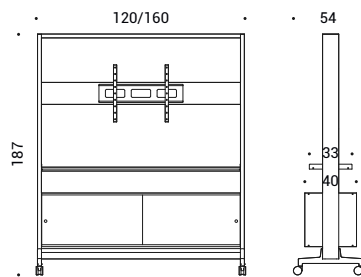
QMSB.325/365 | Monitor stand with back panel



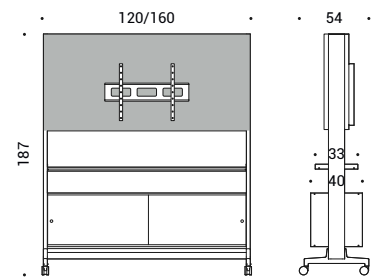
QMSB.125/165 | Monitor stand with front and back panels



QMSC.125/165 | Monitor stand



QMSD.125/165 | Monitor stand



QMSD.125/165 | Monitor stand with front and back panels

Qadro Freestanding



Qadro is a groundbreaking vertical and modular solution designed for open-plan offices, private suites, and collaborative spaces. This innovative system serves as a structural backbone for communication screens and technology, defining and dividing space while offering practical storage solutions and thoughtful coworking elements - exactly where they're needed.

In today's office environment, the monitor and its surroundings are the central hub, catering to an ever-evolving flow of meetings and remote calls, brainstorming sessions, educational workshops, staff training, and essential relaxation breaks. Qadro is a versatile base element that empowers users to adapt and reconfigure their space to accommodate a wide variety of activities - seamlessly and effortlessly.

Available with a freestanding die-cast aluminum base or a full-height vertical post, Qadro's self-supporting structure can be positioned against a wall or used as a spatial divider. Installation is quick and straightforward, allowing you to redefine any part of the workspace on demand.

Qadro effortlessly merges adaptability and high design with robust strength and lightness. Each element is crafted from aluminum profiles with a distinct section that supports sizable dimensions, empowering you to create a range of configurable solutions - even as standalone pieces. any height.

Qadro Mobile is a universal shelving system designed to meet the dynamic needs of modern workspaces. Built upon a robust, extruded aluminum framework Qadro Mobile boasts an exceptionally stable structure with a clean, uninterrupted aesthetic.

More than just shelving system, Qadro Mobile is a mobile partition that effortlessly adapts to any environment - serving as a bookshelf, TV cabinet, wardrobe, equipped wall, or a divider with removable whiteboards and bulletin boards.

With Qadro Mobile, you can reconfigure spaces on demand to create privacy, foster collaboration, or organize materials - all while maintaining a contemporary, streamlined design. Whether you need to host a quick brainstorming session or neatly display items for presentations, Qadro Mobile delivers unparalleled versatility and effortless mobility to redefine how your workspace functions and flows.



Natural grey anodised structure and shelves, Fenix sliding doors.



Natural grey anodised structure, panels in felt.



Natural grey anodised structure.

Qadro Freestanding | Technical Specification



Frame: Modular frame in aluminum profile.

Base: Base in die-cast aluminum, polished or painted, on castors, no. 2 with lock.

Shelves: Extruded aluminum shelves, anodized finish.

Plant boxes: Sheet metal plant boxes compatible with Lechuza system (not supplied). Box h. 27 cm and Box h. 47 cm. Module l.120 cm: the box provides for the use of no.4 pots. Module l.160 cm: the box provides for the use of no.5 pots

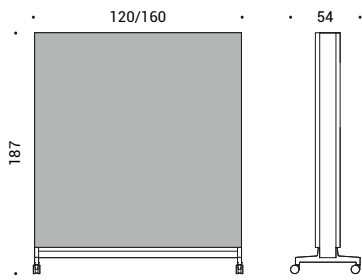
Coat hanger unit: Coat hanger in tubular metal or aluminum (optional)

Storage box: Extruded aluminum storage box with felt or Fenix sliding doors

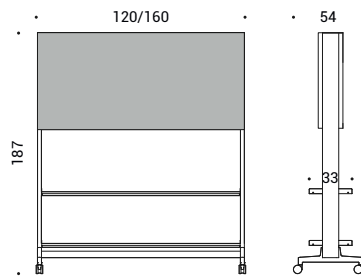
Cable tray: Painted sheet metal cable tray.



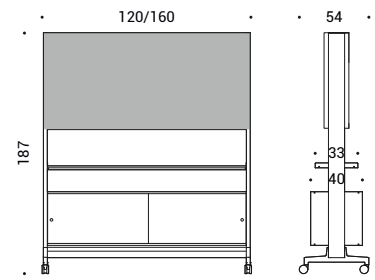
Dimensions



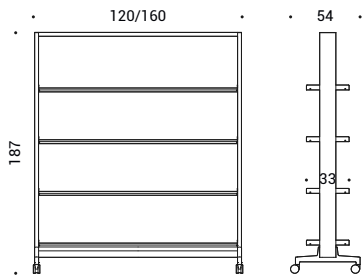
QS.125/165 | Space divider



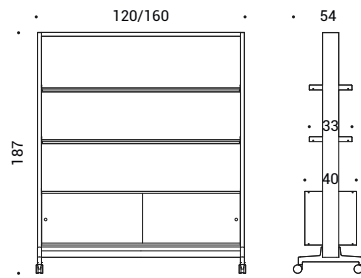
QSB.125/165 | Space divider



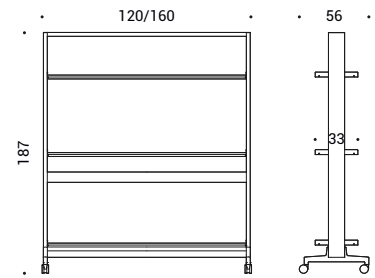
QSD.125/165 | Space divider



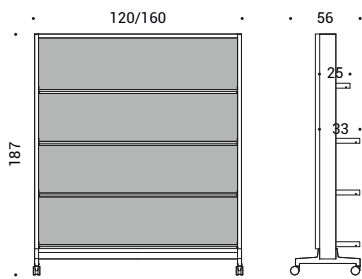
QSH.125/165 | Space divider



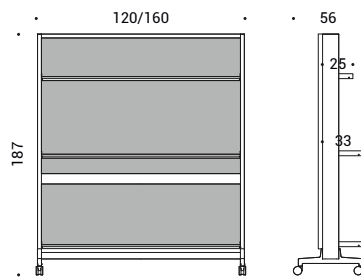
QSE.125/165 | Space divider



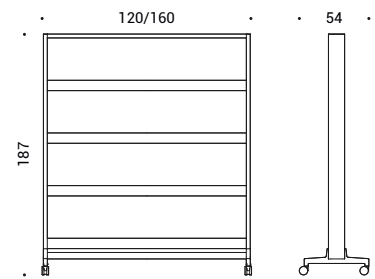
QCB.125/165 | Coffee station



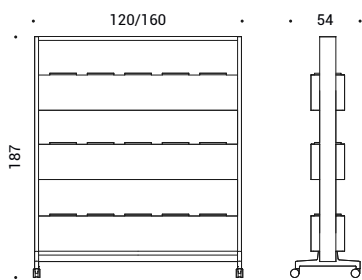
QSH.125/165 | Space divider



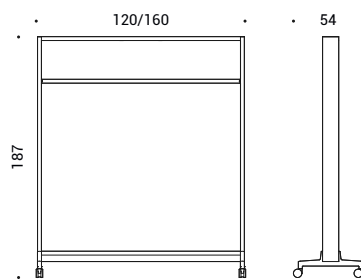
QCB.125/165 | Coffee station



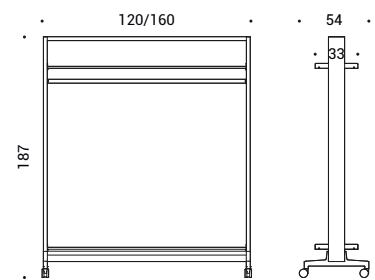
QPLB.125/165 | Planters



QPL.125/165 | Planters



QCH.125/165 | Coat hanger



QCHA.125/165 | Coat hanger

Product Finishes

Aluminum | Base



47 | Polished



115 | Black
Powder coated



100 | White
Powder coated

Aluminum | Structure, storage box and shelves



AG01 | Natural grey
Anodised



AN01 | Black
Anodised



100 | White
Powder coated

Fenix black core | Sliding doors



115 | Black



121 | Light grey



122 | Dark grey




123 | Warm grey

Felt | Panels



Cat. C | Hush
(8 colors)



Cat. F | Hush stripe 40
(8 colors)

Qadro Modular

Communication Centered Spaces



Qadro Modular Collection



Qadro is a groundbreaking vertical and modular solution designed for open-plan offices, private suites, and collaborative spaces. This innovative system serves as a structural backbone for communication screens and technology, defining and dividing space while offering practical storage solutions and thoughtful coworking elements - exactly where they're needed.

In today's office environment, the monitor and its surroundings are the central hub, catering to an ever-evolving flow of meetings and remote calls, brainstorming sessions, educational workshops, staff training, and essential relaxation breaks. Qadro is a versatile base element that empowers users to adapt and reconfigure their space to accommodate a wide variety of activities - seamlessly and effortlessly.

Available with a freestanding die-cast aluminum base or a full-height vertical post, Qadro's self-supporting structure can be positioned against a wall or used as a spatial divider. Installation is quick and straightforward, allowing you to redefine any part of the workspace on demand.

Qadro effortlessly merges adaptability and high design with robust strength and lightness. Each element is crafted from aluminum profiles with a distinct section that supports sizable dimensions, empowering you to create a range of configurable solutions - even as standalone pieces. any height.

Qadro Modular is designed to offer a fresh perspective on office design with the monitor as its centerpiece. In an era where the screen is the focal point of day-to-day operations, Qadro emerges as a modular base element, perfectly adaptable to the diverse and ever-evolving needs of modern work environments: from meetings and international calls to brainstorming sessions, staff training, and moments of reflection.

By organizing and redefining office layouts, Qadro Modular serves as both a visual anchor and a dynamic design element. Whether you're looking to optimize collaboration or create a focused learning environment, the system makes it all possible, elevating each activity with functional ease and contemporary style.



Natural grey anodised structure and shelves, Fenix sliding doors.



Natural grey anodised structure and shelves, Fenix sliding doors.



Black anodised structure and shelves, Fenix sliding doors.



Black anodised structure and shelves, Fenix sliding doors.




Black anodised structure and shelves, Fenix sliding doors.



Natural grey anodised structure and shelves, panels in felt.



Natural grey anodised structure and shelves, panels in felt.



Natural grey anodised structure and shelves, panels in felt.

Qadro Modular | Technical Specification



Frame: Modular frame in aluminum profile.

Base: Asymmetrical base in die-cast aluminium, polished or painted, on floor glides adjustable in height +/- 1,5 cm.

Shelves: Asymmetrical extruded aluminum shelves, anodized finish, depth 25 cm and depth 33 cm.

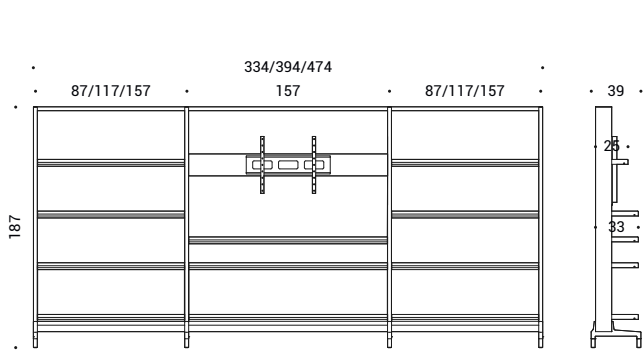
Monitor holder unit: Monitor holder unit in painted tubular suitable for screens from 50" to 75". Screens may extend outside the perimeter of the frame.

Cable tray: Painted sheet metal cable tray.

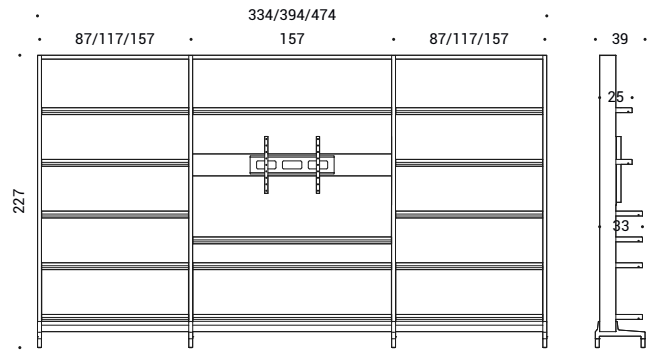
Bands: Side and back monitor bands in felt.

Storage box: Extruded aluminum storage box with felt or Fenix sliding doors

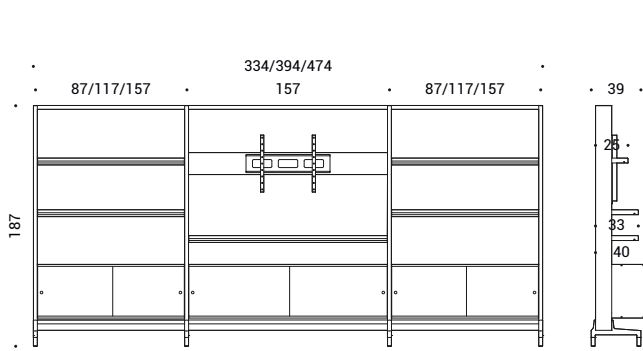
Dimensions



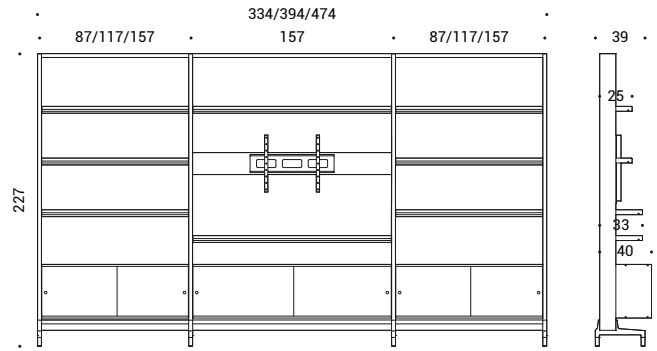
QMWB.435/445/455 | Media wall



QMWB.436/446/456 | Media wall



QMWD.435/445/455 | Media wall



QMWD.436/446/456 | Media wall

Product Finishes

Aluminum | Base



47 | Polished



115 | Black
Powder coated



100 | White
Powder coated

Aluminum | Structure, storage box and shelves



AG01 | Natural grey
Anodised



AN01 | Black
Anodised



100 | White
Powder coated

Fenix black core | Sliding doors



115 | Black



121 | Light grey



122 | Dark grey




123 | Warm grey

Felt | Panels



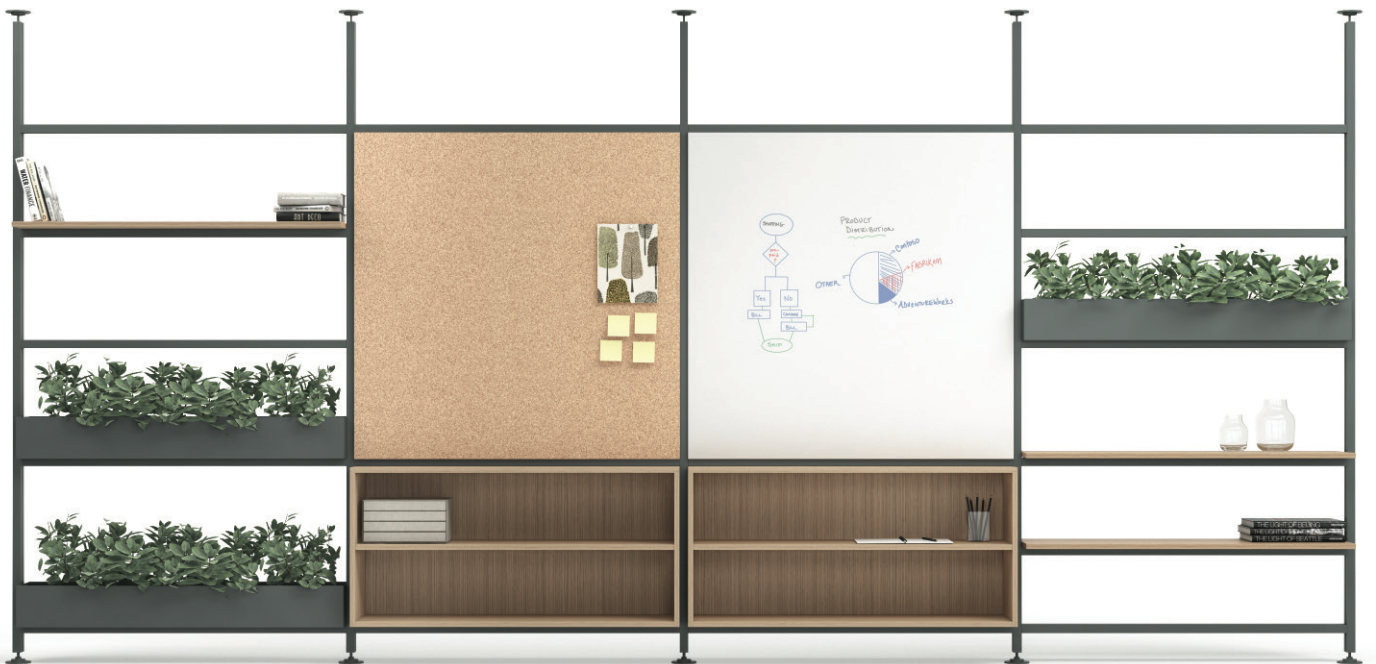
Cat. C | Hush
(8 colors)



Cat. F | Hush stripe 40
(8 colors)

Qadro Wall

Multifunctional Environments



Qadro Wall Collection



Qadro is a groundbreaking vertical and modular solution designed for open-plan offices, private suites, and collaborative spaces. This innovative system serves as a structural backbone for communication screens and technology, defining and dividing space while offering practical storage solutions and thoughtful coworking elements - exactly where they're needed.

In today's office environment, the monitor and its surroundings are the central hub, catering to an ever-evolving flow of meetings and remote calls, brainstorming sessions, educational workshops, staff training, and essential relaxation breaks. Qadro is a versatile base element that empowers users to adapt and reconfigure their space to accommodate a wide variety of activities - seamlessly and effortlessly.

Available with a freestanding die-cast aluminum base or a full-height vertical post, Qadro's self-supporting structure can be positioned against a wall or used as a spatial divider. Installation is quick and straightforward, allowing you to redefine any part of the workspace on demand.

Qadro effortlessly merges adaptability and high design with robust strength and lightness. Each element is crafted from aluminum profiles with a distinct section that supports sizable dimensions, empowering you to create a range of configurable solutions - even as standalone pieces. any height.

Qadro Wall represents the next stage in library and wall cladding systems, purpose-built to meet the ever-changing requirements of today's offices. Showcasing a strict, linear design, this multi-functional wall system creates an ideal environment for flexibility and adaptability.

The foundation of Qadro Wall is its vertical uprights, precision-crafted from rectangular-section anodized aluminum, mounted floor to ceiling or fixed directly to the wall. Shelves and containers fashioned from extruded aluminum, in widths ranging from 80 to 120 cm, provide ample and sleek storage solutions. Completing the system is a full array of communication-specific elements, such as monitor holders, whiteboards, and bulletin boards, while acoustic panels in a spectrum of colors enhance both style and sound management.



Qadro two modules.




Qadro three modules.



Qadro four modules.



Qadro two modules.



Qadro three modules.



Qadro four modules.



Qadro two modules with boxes.



Qadro two modules with boxes.



Qadro two modules with boxes.

Qadro Wall | Technical Specification



Frame: Modular frame in painted aluminum profile on glides.

Shelves: Symmetrical shelves in melamine or solid wood, depth 33 cm.

Bookcase: Made in melamine or veneer, depth 33 cm.

Panels: Made in melamine, veneer, whiteboard or felt.

Monitor holder unit: Monitor holder unit in painted tubular suitable for screens from 50" to 75". Screens may extend outside the perimeter of the frame.

Plant boxes: Sheet metal plant boxes, depth 20 cm, h. 15 cm.

Product Finishes

Aluminum | Frame and glides



115 | Black
Powder coated



100 | White
Powder coated

Melamine | Shelves, bookcase and panels



215 | Anthracite



102 | Greige



188 | Light grey




140 | White



195 | Oak

Veneer | Shelves, bookcase and panels



043 | American
black walnut




005 | Oak

Felt | Panels



Cat. C | Hush
(8 colors)



Cat. F | Hush stripe 40
(8 colors)

Whiteboard



100 | White

GTWay

Designed for High-Traffic Areas



GTWay Collection



GTWay Bench is engineered to accommodate large numbers of people daily with simplicity and durability. Ideal for high-traffic environments such as airports, hospitals, train stations, corporate lobbies, and relaxation areas, GTWay offers a reliable and stylish tandem seating solution.

The bench's ingenuity lies in its use of a single aluminum load-bearing beam that forms an integral part of the seat structure. This beam supports the entire seating arrangement and allows for the addition of various accessories, including armrests, tables, and electrical outlets. This design not only ensures structural integrity but also enhances comfort and aesthetic appeal.

Available in configurations ranging from 2 to 8 seats, GTWay Bench can be tailored to specific needs with optional armrests, tables, and power/data sockets. The modular design allows benches to be easily extended by linking two beams, making it adaptable to various space requirements and contract projects.

The seat shell is designed for ergonomic support in compliance with international functional standards, ensuring comfort even during prolonged use. The front of the seat features a waterfall edge that promotes better circulation in the legs. It is available in four finishes ranging from traditional polyurethane padding to saddle hide, fabric, or leather, all complemented by elegant aluminum elements. The polyurethane is made with variable thicknesses for enhanced comfort, particularly in high-pressure areas.

Constructed from high-quality materials, GTWay is both durable and easy to maintain. The extruded aluminum load-bearing beam and die-cast aluminum arms and base ensure long-lasting performance. Optional features include compact laminate tables and power/data sockets, adding to the bench's functionality. The seating requires no specialized maintenance and can be just cleaned with standard cleaning products. Replacement parts and extensions are readily available.



3 seats bench upholstered in polyurethane, with external armrests.



4 seats bench upholstered in polyurethane, with lateral small tables and armrests every seats.



5 seats bench upholstered in polyurethane, with armrests every seats.



4 seats bench upholstered in saddle leather, with armrests every seats.



4 seats bench upholstered in saddle leather, with external armrests.



4 seats bench upholstered in saddle leather, with external armrests.



4 seats bench in veneer, with armrests every seats.




4 seats bench in veneer, with armrests every seats.



4 seats bench in veneer, with armrests every seats.

GTWay | Technical Specification



Seat and backrest in PU: The seat shells, made of polyurethane (PU) with its slightly embossed surface, offer an excellent comfort level, a nice touch and guarantee resistance to heavy use and easy maintenance at the same time. Internal tubular steel frame is a rigid construction that maintains its shape even under significant stress. It is also available on demand in integral polyurethane foam with fire retardant characteristics.

Seat and backrest in saddle leather: The saddle leather sheet covers the supporting structure padded with a series of variable density polyurethane foam. The sheet thus obtained fits perfectly to distribute the weight of the body.

Seat and backrest in veneer: Moulded shell in oak veneered plywood with surface slabs in natural finish or black painted.

Armrests: Closed shape, made of die-cast aluminum with a polished or painted finish matching to the base finish. Also available with external armrests only or without armrests.

Supporting beam: Central beam in extruded aluminium, natural anodised or in painted finish.

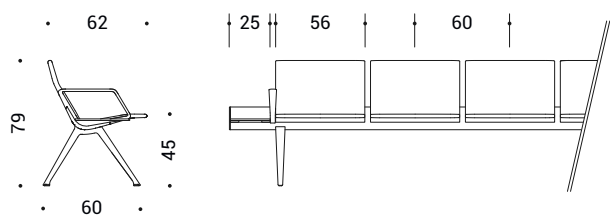
Base: Made of die-cast aluminum, with a polished or painted finish matching to the base finish.

Glides: Floor support glides in black plastic material, with optional central element in soft rubber or felt.

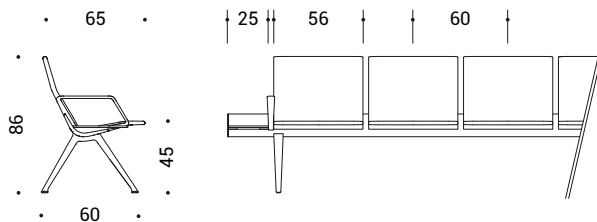
Small table (optional): Made of thick HPL.

Electrification (optional): Supporting elements for electrical wiring and data connection available on request.

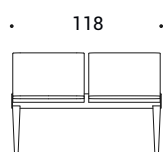
Dimensions



GTWay Mid backrest | H=79cm

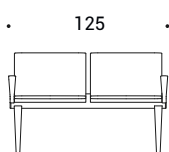


GTWay High backrest | H=86cm



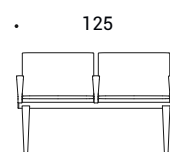
GTW.250 | 2 seats, without armrests, mid backrest

GTW.270 | 2 seats, without armrests, high backrest



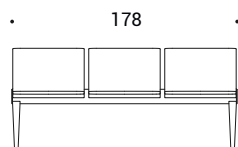
GTW.251 | 2 seats, with external armrests, mid backrest

GTW.271 | 2 seats, with external armrests, high backrest



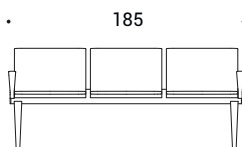
GTW.252 | 2 seats, with armrests every seats, mid backrest

GTW.272 | 2 seats, with armrests every seats, high backrest



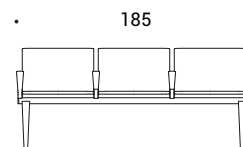
GTW.350 | 3 seats, without armrests, mid backrest

GTW.370 | 3 seats, without armrests, high backrest



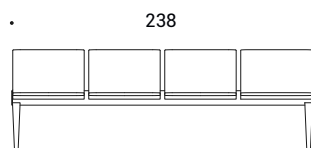
GTW.351 | 3 seats, with external armrests, mid backrest

GTW.371 | 3 seats, with external armrests, high backrest



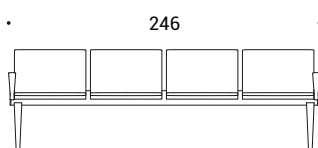
GTW.352 | 3 seats, with armrests every seats, mid backrest

GTW.372 | 3 seats, with armrests every seats, high backrest



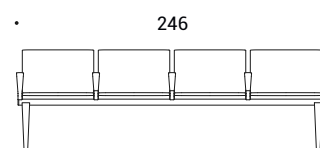
GTW.450 | 4 seats, without armrests, mid backrest

GTW.470 | 4 seats, without armrests, high backrest



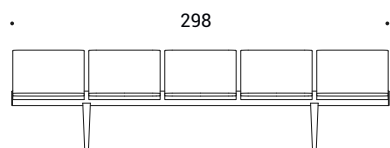
GTW.451 | 4 seats, with external armrests, mid backrest

GTW.471 | 4 seats, with external armrests, high backrest



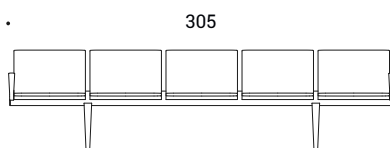
GTW.452 | 4 seats, with armrests every seats, mid backrest

GTW.472 | 4 seats, with armrests every seats, high backrest



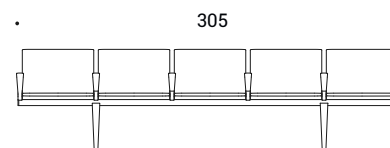
GTW.550 | 5 seats, without armrests, mid backrest

GTW.570 | 5 seats, without armrests, high backrest



GTW.551 | 5 seats, with external armrests, mid backrest

GTW.571 | 5 seats, with external armrests, high backrest



GTW.552 | 5 seats, with armrests every seats, mid backrest

GTW.572 | 5 seats, with armrests every seats, high backrest

Product Finishes

Aluminum Structure | Base, beam and armrests



47 | Polished



A22 | Black
Powder coated

Polyurethane | Upholstery



Cat. U | Black

Fireproof polyurethane | Upholstery




Cat. W | Black

Saddle leather



Cat. S | Saddle leather
(4 colors)

Veneer

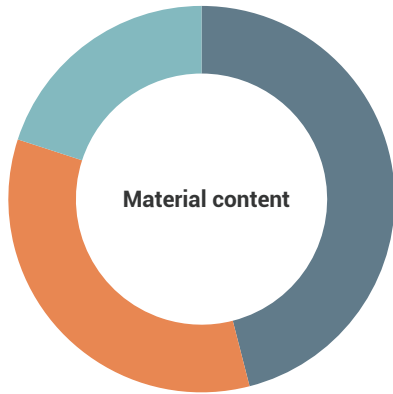


Cat. M | Veneer
(2 colors)


Sustainability

Our design and production philosophy is based on the pursuit of simplicity in order to create sustainable and durable collections. Our products have an unmistakable design which however is subjected to the carefull evaluation of any possible aspects to improve sustainability, durability and recyclability in accordance with the highest international standards. We believe that our responsible approach may effectively reduce environmental impact of our products throughout the entire lifecycle of the various components. We do not use chemicals hazardous or dangerous to the environment, and the materials we use are tested and evaluated for potentially harmful effects on human health and the environment. Where possible, we reduce packaging materials to a minimum, which also optimises transport volume.

GTWay



Materials		%
Aluminum	●	46
Polyurethane	●	34
Metal	●	20
Total		38.6 kg



		%
Recycling	●	100
Not recycling	●	0

The materials we select meet high quality standards, guaranteeing durable and eco-friendly products.

At ICF, we use:

- Ecological and/or post-consumer recycled materials;
- Products free from formaldehyde and toxic substances;
- Finishes free from hexavalent chromium.

Each component of the seat can be disassembled for repair, reuse and recycling.

GTWay is a bench weighing approximately 38.6 kg and approximately 100% recyclable when completely and correctly separated.

GTWay is conceived in accordance with the guidelines of eco-design, a technical methodology applied during design of a product in order to reduce that product's carbon footprint and environmental impact.

Note:

Material and Recycling content percentages may vary depending on the specific model evaluated and consequently of the structural materials and finishes of the considered model.

The above sustainability contents refer to model GTW.452ALU .

Certifications

- EN 16139:2013 - 2nd level + AC2013
- VOC Emission Test Report in compliance with Ansi Bifma section 7.6.1/7.6.2/7.6.3
- CAM
- Leed V4/V4.1 Beta

GTWood

Multilayer Wood Shell



GTWood



The GTWood bench offers an elegant and practical seating solution, with a contemporary design that makes it ideal for various settings. The seamless integration of the seat and backrest into a single multilayer wood shell enhances both the bench's durability and aesthetic appeal, ensuring long-lasting use in high-traffic areas.

Key applications for the GTWood bench include coworking spaces, meeting areas and break zones, cafeterias, restaurants, waiting rooms (hospitals, airports, and railway stations). The bench's versatility lies in its ability to provide comfortable seating for up to five individuals while maintaining a sleek, minimalist design.

The seat and backrest are seamlessly integrated, following an ergonomic curve to enhance comfort. The contoured front edge of the seat promotes healthy posture for extended periods of use. The continuously molded shell is made from multilayer wood with an oak-effect veneer. Various color options are available for the shell, allowing for customization.

Seat cushions can be added, available in fabric, customer-supplied fabric, leather, or faux leather. This feature adds both aesthetic and comfort value to the bench.

The base is made from durable die-cast aluminum, available in both coated and polished finishes. This ensures a sturdy structure that is visually appealing.



Painted base, moulded shell in multilayer wood veneered.



Painted base, moulded shell in multilayer wood veneered.



Painted base, moulded shell in multilayer wood veneered.

GTWood | Technical Specification



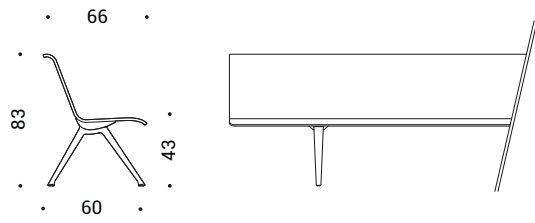
Shell: The GTWood seat shell has an ergonomic shape that comfortably supports the user's body thanks to integration of the seat and backrest in one seamless piece. The contoured edge at the front of the seat shell further enhances comfort to maintain comfortable healthy posture.

The shell is made of continuously moulded multilayer wood veneered in oak-effect wood and is available in various colours. The shell can be supplied with cushions on the seat in fabric, the customer's fabric, leather or faux leather.

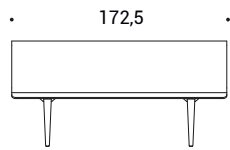
Base: The bases are in coated or polished die-cast aluminium.

Feet: The feet have an interchangeable plastic or felt insert, suitable for delicate floors (wood, ceramic, marble), available on request.

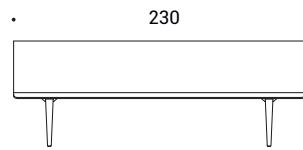
Dimensions




GTWood Mid backrest | H=83cm



GWW.350 | mid backrest
without seat cushions



GWW.450 | mid backrest
without seat cushions




GWW.550 | mid backrest
without seat cushions

Materials and Finishes

Aluminum Structure | Base



47 | Polished



A22 | Black
Powder coated

Veneer | Shell



005 | Natural oak

Surfaces and Materials

Sustainable Design and Responsible Sourcing

At ICF we seek out and select highly durable, functional materials, guaranteed by certification in terms of international standards.

We work with suppliers who share our passion for taking care over the products' technical characteristics, without overlooking the eco-efficiency, as well as safeguarding of both the environment and human health.

All the materials we use undergo rigorous testing, in order to certify that they meet the major international standards, in terms of safety, soundness, and strength.


We are engaged on a process of continuous updating, and we are constantly involved in studying innovative materials and cutting-edge industrial technologies, in order to identify the most suitable components for making sustainable products, with a functional design.

We ensure that all our materials comply with both national and international environmental regulations. Our adherence to these certifications reflects our unwavering commitment to environmental stewardship and responsible business practices.



Fabrics

Textiles, Meshes and Leather



Upholsteries

At ICF, environmental responsibility is deeply embedded in every aspect of our materials and manufacturing processes. We collaborate with premier textile and leather suppliers who adhere to stringent environmental standards, ensuring our textiles achieve prestigious international and European certifications, including the EU Ecolabel and OEKO-TEX.

We select our fabrics based on particular characteristics of the product, such as: resistance to abrasion and rubbing, fire resistance and reaction, light fastness, ability to be recycled, and environmental sustainability.

A brief guide is provided below that summarises the main standards and certifications to which our fabrics conform.

OEKO-TEX® Standard 100

We prioritize the health and safety of our customers by ensuring that all our textiles meet the highest standards of quality and safety. Every ICF textile proudly carries the OEKO-TEX® STANDARD 100 label, a globally recognized certification that signifies our unwavering commitment to producing safe and environmentally responsible products.

This label certifies the absence of harmful substances in the fabric that could cause skin irritation, allergies, or tumours.

A list of the forbidden or limited substances in the STANDARD 100 for products that bear the OEKO-TEX® label is available on the website www.oeko-tex.com.

EU Ecolabel®

This is the official trademark of EU ecological quality. For the product's entire life cycle, fabrics that bear the EU ECOLABEL® trademark satisfy severe chemical requirements in relation to: residue of pesticides in raw materials, presence of hazardous chemical substances in production processes, and the quantity of heavy metals in the finished product.

All ICF textiles comply with EU Eco-labelled requirements.

Cradle to cradle™

This measure is recognised worldwide for the creation of products that are safer and more sustainable, in order to promote the circular economy.

Certification assessment is based on the environmental and social performance of products, broken down into five sustainability categories: healthiness of the materials, reuse of the materials, renewable energy and carbon management, management of water resources, and social equity.

Each product is assigned a performance level for each category (Basic, Bronze, Silver, Gold, and Platinum). The lowest category attained by a product, also represents the overall certification level.

Trevira CS®

Most of textiles in our collection uses Trevira CS yarn, a global brand that stands for flame retardancy fiber. Trevira CS is an inherently flame-retardant polyester with a strong environmental profile due to its permanently flame-retardant properties. Unlike textiles that receive a surface treatment at a later stage, Trevira CS fabrics offer long-term security. The Trevira CS flame retardant yarn ensure that textiles satisfy all major International fire protection standards.

Some ICF textiles are also available with Trevira CS Bioactive, a yarn with an antimicrobial function, and Trevira CS Eco, a yarn obtained from eco-friendly PET recycled bottles.

Trevira CS fibres and threads conform to the Oeko-Tex Standard 100.

Seaqual® Yarn

Seaqual® Yarn is a high-quality, 100% post-consumer recycled polyester yarn made from recycling of plastic waste recovered from the oceans thanks to the Seaqual Initiative. This initiative is a unique collaborative community with a single voice against plastic pollution.

Sealife is more than just a fabric; it's a commitment to environmental sustainability and ocean conservation. Crafted from Seaqual® Yarn, the only certified yarn exclusively used to create Seaqual products, Sealife embodies both functionality and aesthetic appeal with its rich color palette and superior quality.

By choosing Sealife fabric, you become a vital part of the Seaqual Initiative, a unique collaborative community dedicated to cleaning our oceans. This partnership allows you to contribute directly to global ocean clean-up efforts, transforming marine litter into beautifully crafted, high-quality fabrics.

Global Recycled Standard

The Global Recycled Standard is an international standard certifying pre-consumer and post-consumer recycled content in finished products. Certification is only issued after auditing by an accredited body which verifies the company's compliance in terms of ethical, social and environmental issues and with restrictions on chemical products used in production processes.

Premium Leather Collection

At ICF, we are dedicated to offering only the finest leather products, meticulously selected and crafted to meet the highest standards of quality and sustainability. Our commitment to excellence is evident in every step of our leather sourcing and processing, ensuring that each piece not only exudes elegance but also delivers exceptional durability and ethical integrity.

Before any leather enters our production process, it undergoes comprehensive testing to guarantee superior quality. We meticulously evaluate each batch to ensure that only the finest materials are chosen, providing our customers with products that stand the test of time.

Der Blue Angel

This ecological quality mark identifies hides made with the goal of reducing their impact on health and the environment to a minimum for the product's entire life cycle, from the raw materials used for its production, to use, disposal, and recycling.

Carbon footprint of our products

This standard quantifies the greenhouse gas emissions throughout the cycle, from farming to cattle breeding, through to making finished hides. It relates to the ISO/TS 14067: 2013 standard.

Abrasion

Abrasion resistance is the fabric's capacity for resisting surface wear, due to rubbing against another material.

Our materials are tested according to the two international Wyzenbeek and Martindale tests. Wyzenbeek test is a similar rub-test primarily used in North America.

Both of these tests call for the fabric to be rubbed using a particularly abrasive material, and end when the thread breaks or clear wear is reached.

Each "rub" is referred to as a cycle. The greater the number of cycles (double rubs), the more resistant the fabric. The fabrics we use for upholstery fall within the range of between 15,000 and 200,000 cycles. ICF selects fabrics that meet a grade of not less than 50,000 cycles.

Pilling

By pilling we mean the appearance of small balls (pills) of fibre that form as the fabric wears.

The resistance to pilling is indicated on a scale from 1 (extensive pilling) to 5 (no pilling).

Light fastness

Light fastness refers to a fabric's capacity to maintain its original colour, when exposed to light.

To evaluate this, ICF mainly uses two scales:

- Sample scale, ranging from 1 (very weak light fastness), to 8 (very high light fastness);
- AATCC 16 grey scale, which ranges from 1 (high degree of discolouring) to 5 (no dissolution).

Rubbing fastness

This method evaluates rubbing fastness by measuring how much colour is transferred from one fabric surface to another due to rubbing. The reference scale used ranges from 1 (high degree of colour transfer) to 5 (no colour transfer).


Flammability

There are various flammability standards, depending on the Country of reference, the most important of which are:

- EUROPE - EN 1021 1&2
 - Part 1 examines the reaction of fabric to a lit cigarette.
 - Part 2 examines the reaction of fabric to a butane flame, which simulates a lit match.
 - The fabric passes the test if no ignition occurs, or if the incandescent area is limited.
- GERMANY - DIN 4102 - B1
 - The fabric is classified as:
 - B1 - limited aptitude for propagating flames;
 - B2 - normal aptitude for propagating flames;
 - B3 - material with a high aptitude for propagating flames.
- FRANCE - M1 NF P 92-503-507
 - The fabric is classified using a scale that goes from M1 (not inflammable) to M4 (easily inflammable).
- ITALY - Class 1 - UNI 9175 IM
 - The fabric is classified according to three values: class 1 (the best), 2, and 3.
- UNITED KINGDOM - BS 5852
 - The fabric is subjected to eight different sources of ignition, each with its own heat intensity. The evaluation is passed or failed.
- UNITED STATES - CA TB 117-2013
 - This standard, in force in the USA (California), examines the resistance of fabric to a small flame. The evaluation is passed or failed. he overall certification level.

Bravo

Crepe jacquard fabric in recycled polyester.



Specifications

Category A

Composition: 100% post-consumer recycled polyester

Weight: 350 g/lm

Width: 140 cm

Abrasion: Martindale 100.000 turns EN ISO 12947-2

Pilling: Grade 4-5 EN ISO 12945-2

Light fastness: Grade 5/8 EN ISO 105-B02

Rubbing fastness: Grade 4-5 EN ISO 105x12

Flammability: UNI 9175 classe 1 | EMME, California TB 117-2013, EN 1021-1&2, BS 5852 CRIB 5, BS 7176 Class Medium Hazard

Environment: 100% recyclable polyester

Labelling: STANDARD 100 OEKO-TEX®, Global Recycled Standard


Maintenance: For normal maintenance and cleaning, use often the vacuum cleaner with appropriate part for fabric, and if necessary, cover the part with a soft cloth. For a deeper cleaning use a dry detergent for fabrics. Do not use anything petroleum based.

Colors availability: 3 standard colors - 26 total colors

Color scale



21A | Black




21C | Dark grey



21B | Light grey

Atlantic

Atlantic is designed with a straightforward, light structure and a discreet relief effect, which adds play and depth to both surface and colour. It is a strong base fabric with visual values ranging from quiet to fresh and sporty looks.



Specifications

Category B

Composition: 100% polyester

Weight: 530 g/lm

Width: 150 cm

Abrasion: Martindale 110.000 turns EN ISO 12947-2;

Double Rubs Wyzenbeek 100.000 turns ASTM D4157-07

Pilling: Grade 4-5 EN ISO 12945-2; Grade 5 ASTM D3511

Light fastness: Grade 5-7 EN ISO 105-B02; Grade 4-5 AATCC 16

Rubbing fastness: Grade 4-5/4-5 (wet/dry) EN ISO 105x12; Grade 4-5/4-5 (wet/dry) AATCC 8 or 116

Flammability: ASTM E 84 Class I; CA TB 117-2013

BS EN 1021-2 Match; BS EN 1021-1 Cigarette; ÖNORM B 3825-B1-3800-Q1 UK

Environment: 100% recyclable polyester

Labelling: STANDARD 100 by OEKO-TEX®, EU Ecolabel®

Maintenance: For normal maintenance and cleaning, use often the vacuum cleaner with appropriate part for fabric, and if necessary, cover the part with a soft cloth. For a deeper cleaning use a dry detergent for fabrics. Do not use anything petroleum based.

Colors availability: 17 standard colors - 57 total colors


Color scale




433 | Black




434 | Dark grey



455 | Azure grey



435 | Grey




43A | Ice grey




44A | Light beige




48A | Gold




45A | Red coppery



438 | Orange



439 | Red




46A | Cyclamen




457 | Deep blue




47A | Light blue




436 | Petroleum blue



441 | Dark green




437 | Green



495 | Light green

Mini

Mini is an elastic three-dimensional fabric made with the non-flammable yarn Trevira CS.



Specifications

Category B

Composition: 100% Trevisa CS

Weight: 480 g/lm - 340 gr/m²

Width: 140 cm

Abrasion: Martindale 100.000 turns EN ISO 12947-2

Pilling: Grade 4-5 EN ISO 12945-2

Light fastness: Grade 5-8 EN ISO 105-B02

Rubbing fastness: Grade 4-5 EN ISO 105x12

Flammability: UNI 9174 - 8456 Class C1; UNI 9175 Class 1 I EMME; DIN 4102 Class B1; NF 92501-7 Class M1; NF D 60013 Class AM18; EN 1021-1 & 2; BS Crib 5; BS 7176 Class Medium Hazard; EN 13773 Class 1; OENORM 3800-1 Class B1,Q1,TR1; California TB117; USA NFPA 701; USA NFPA 260; IMO Part 8 Upholstery

Environment: 100% recyclable polyester

Labelling: STANDARD 100 by OEKO-TEX®, EU Ecolabel®, Trevira CS®

Maintenance: Brush any substantial, encrusted marks by hand, using a brush or spatula, then vacuum clean. Pre-clean with a neutral universal agent (incl. Possibility dry foam as well). After each cleaning remove any residual surfactant, using spray extraction.

Colors availability: 7 standard colors - 51 total colors


Color scale




28A | Black



28F | Dark grey




28E | Grey




28C | Light blue



28D | Green




28H | Cadmium yellow



28B | Red

Tonal

Tonal is a cross functional, two-coloured fabric in a playful yet harmonious melange. Distinct lines cross the surface in multiple directions and create a dynamic, lively and vibrant look. The fusion of light and dark tones adds depth and creates an almost three-dimensional effect.



Specifications

Category B

Composition: 99% post-consumer recycled polyester / 1% polyester

Weight: 315 g/lm

Width: 140 cm

Abrasion: Martindale 100.000 turns UNI EN ISO 12947/2, Double Rubs

Wyzenbeek 100.000 turns (ASTM D4157) (heavy duty upholstery)

Pilling: Grade 4-5 EN ISO 12945-2; Grade 4.5 ASTM D3511/ACT

Light fastness: Grade 5-8 EN ISO 105-B02; Grade 4.5 AATCC 16

Rubbing fastness: Grade 5/4-5 (bagnato/asciutto) EN ISO 105x12,

Grade 5 BS EN ISO 105-X12

Flammability: CA TB 117-2013, ASTM E 84 Class I, BS EN 1021 1&2 Cigarette and Match, BS EN 1021-1 Cigarette, BS 476 Part 7 class I, DIN EN 13501-1 B-s1,d0(glued)

Environment: 99% post-consumer recycled polyester; 100% recyclable polyester

Labelling: STANDARD 100 OEKO-TEX®, EU Ecolabel®


Maintenance: For normal maintenance and cleaning, use often the vacuum cleaner with appropriate part for fabric, and if necessary, cover the part with a soft cloth. For a deeper cleaning use a dry detergent for fabrics. Do not use anything petroleum based.

Colors availability: 15 standard colors - 30 total colors


Color scale




04T | Black




03T | Medium grey




02T | Light grey melange




01T | Ice melange




05T | Grey green melange




10T | Light avio melange




09T | Light blue melange




11T | Petroleum




12T | Sage melange




13T | Green melange




14T | Light green melange




15T | Dark green melange



08T | Dusty rose melange




07T | Dark red melange



06T | Yellow melange

Cura

Cura is a multi-purpose, two-coloured upholstery fabric made from 98% post-consumer recycled polyester. Use Cura for office furniture or lounge seating to transform workplaces into homey interiors.



Specifications

Category C

Composition: 98% post-consumer recycle polyester / 2% polyester

Weight: 420 g/lm

Width: 140 cm

Abrasion: Martindale 100.000 turns EN ISO 12947-2; Double Rubs Wyzenbeek 100.000 turns ASTM D4157-07

Pilling: Grade 4-5 EN ISO 12945-2; Grade 5 ASTM D3511

Light fastness: Grade 5-8 EN ISO 105-B02; Grade 5 AATCC 16

Rubbing fastness: Grade 4-5/4-5 (wet/dry) EN ISO 105x12; Grade 5/5 (wet/dry) AATCC 8 or 16

Flammability: BS EN 1021 1&2 Cigarette and match; BS 5852 Part 1 0-1 Cigarette&match; CA TB 117-2013

Environment: 98% recycled post-consumer polyester; 100% recyclable polyester

Labelling: STANDARD 100 by OEKO-TEX®, EU Ecolabel®

Maintenance: For normal maintenance and cleaning, use often the vacuum cleaner with appropriate part for fabric, and if necessary, cover the part with a soft cloth. For a deeper cleaning use a dry detergent for fabrics. Do not use anything petroleum based.

Colors availability: 15 standard colors - 50 total colors

Color scale




572 | Black




573 | Dark grey



570 | Medium grey



578 | Grey



568 | Light grey melange



571 | Grey blue




574 | Blue




577 | Avio




566 | Light blue melange




575 | Light blue



567 | Grey green melange




576 | Green



558 | Dark green




569 | Light brown



565 | Dark yellow melange

Mini Melange

Mini Melange is a two nuances elastic three-dimensional fabric made with the non-flammable yarn Trevira CS.



Specifications

Category C

Composition: 100% Trevira CS

Weight: 480 g/lm - 340 gr/m²

Width: 140 cm

Abrasion: Martindale 100.000 turns EN ISO 12947-2;

Pilling: Grade 4-5 EN ISO 12945-2

Light fastness: Grade 5-8 EN ISO 105-B02

Rubbing fastness: Grade 4-5 EN ISO 105x12

Flammability: UNI 9174 - 8456 Class C1; UNI 9175 Class 1 I EMME; DIN 4102 Class B1; NF 92501-7 Class M1; NF D 60013 Class AM18; EN 1021-1 & 2; BS Crib 5; BS 7176 Class Medium Hazard; EN 13773 Class 1; OENORM 3800-1 Class B1,Q1,TR1; California TB117; USA NFPA 701; USA NFPA 260; IMO Part 8 Upholstery

Environment: 100% recyclable polyester

Labelling: STANDARD 100 by OEKO-TEX®, EU Ecolabel®, Trevira CS®

Maintenance: Brush any substantial, encrusted marks by hand, using a brush or spatula, then vacuum clean. Pre-clean with a neutral universal agent (incl. Possibility dry foam as well). After each cleaning remove any residual surfactant, using spray extraction.

Colors availability: 9 standard colors - 51 total colors


Color scale



26E | Dark grey




26A | Light grey



26F | Grey brown




26G | Mustard yellow




26D | Green




26L | Petroleum blue



26C | Light blue




26M | Liliac



26B | Red

Sealife

Structured fabric in Seaqual certified recycled polyester, containing upcycled marine plastic retrieved from oceans and beaches.



Specifications

Category C

Composition: 100% recycled polyester

Weight: 460 g/lm - 330 gr/m²

Width: 140 cm

Abrasion: Martindale 100.000 turns EN ISO 12947-2

Pilling: Grade 4-5 EN ISO 12945-2

Light fastness: Grade 5-8 EN ISO 105-B02

Rubbing fastness: Grade 4-5 EN ISO 105x12

Flammability: UNI 9175 Class 1 | EMME; EN 1021-1 & 2; BS 7176 Class Low Hazard; California TB 117-2013

Environment: 100% recyclable polyester - SEAQUAL Certified

Labelling: STANDARD 100 by OEKO-TEX®, Seaqual® Yarn, Global Recycled Standard

Maintenance: For normal maintenance and cleaning, use often the vacuum cleaner with appropriate part for fabric, and if necessary, cover the part with a soft cloth. For a deeper cleaning use a dry detergent for fabrics. Do not use anything petroleum based.

Colors availability: 10 standard colors - 30 total colors


Color scale




581 | Black




584 | Graphite




585 | Light grey



580 | Grey melange



588 | Light blue grey



579 | Light blue



587 | Green



586 | Dark green



582 | Red coppery



583 | Red burgundy

Sotega

High quality upholstery fabric with soft nappa finish and a classic leather grain. Due to its natural look and touch one can hardly differentiate between this material and genuine leather.



Specifications

Category C

Composition: 1% PU-finish / 73% PVC-compound / 26% CO-fabric

Weight: 780 g/lm

Width: 150 cm

Abrasion: Martindale 50.000 turns EN ISO 5470-2

Pilling: n/a

Light fastness: Grade 5 EN ISO 105-B02

Rubbing fastness: n/a

Flammability: n/a

Environment: No AZO, Ca, FCKW; No PCP, PCB, PCT; No CH2O Formaldehyde

Labelling: n/a

Maintenance: For durable joy please clean regularly. Clean with warm water or a mild soap sud and a micro-fibre cloth or a soft hand brush. Stain caused by oil, fat or ink must be removed immediately. Do not use solvents, chloride, abrasive, chemical cleaning agents or wax polishes.

Colors availability: 5 standard colors - 25 total colors

Color scale



501 | Black



502 | Anthracite



503 | Medium grey




511 | Cappucino



509 | White

Step

Step is unique in both texture and performance. With its delicate surface, Step is perceived as vivid and interesting.



Specifications

Category C

Composition: 100% Trevira CS

Weight: 470 g/lm

Width: 140 cm

Abrasion: Martindale 100.000 turns EN ISO 12947-2; Double Rubs Wyzenbeek 100.000 turns ASTM D4157-07

Pilling: Grade 4-5 EN ISO 12945-2; Grade 4-5 ASTM D3511

Light fastness: Grade 5-7 EN ISO 105-B02; Grade 4-5 AATCC 16

Rubbing fastness: Grade 4-5/4-5 (wet/dry) EN ISO 105x12; Grade 4-5/4-5 (wet/dry) AATCC 8 or 116

Flammability: AM 18 - NF D 60-013 (only for fabric); BS EN 1021-1 Cigarette; BS EN 1021 1&2 Cigarette and match; BS 5852 Part 1 0-1 Cigarette and match; BS 5852 Crib 5; BS 7176 Medium Hazard; CA TB 117-2013; DIN 4102 B1; DIN EN 13501-1 B-s1; FAR/JAR 25.853 (a) (i) (ii); IMO MSC 307(88) Annex 1 part 8; MED Certificate IMO; NFP 92-503/504/505 M1; ÖNORM B 3825-B1-3800-Q1 UK; UNI 9175 Class 1 I EMME

Environment: n/a

Labelling: STANDARD 100 by OEKO-TEX®, EU Ecolabel®, Trevira CS®

Maintenance: First absorb as much of the liquid as possible with plain white kitchen paper towelling or a cloth. If the spot has dried, remove as much as possible by vacuuming. Rub gently with a clean white cloth. Press a dry tea towel or piece of plain white kitchen roll against the fabric each time liquid is added so that moisture and impurities are absorbed. Use pure water without soap for the last washing.

Colors availability: 8 standard colors - 57 total colors


Color scale




346 | Black




348 | Graphite




366 | Grey




362 | Avio




357 | Green



358 | Orange




356 | Red



349 | Brick

Step Melange

There's something quite sensuous about Step Melange which, with its two nuances, makes the eyes explore and the hands wander over the voluminous fabric.



Specifications

Category C

Composition: 100% Trevira CS

Weight: 470 g/lm

Width: 140 cm

Abrasion: Martindale 100.000 turns EN ISO 12947-2; Double Rubs Wyzenbeek 100.000 turns ASTM D4157-07

Pilling: Grade 4-5 EN ISO 12945-2; Grade 5 ASTM D3511

Light fastness: Grade 5-7 EN ISO 105-B02; Grade 4-5 AATCC 16

Rubbing fastness: Grade 4-5/4-5 (wet/dry) EN ISO 105x12; Grade 4-5/4-5 (wet/dry) AATCC 8 or 116

Flammability: AM 18 - NF D 60-013 (only for fabric); BS EN 1021 1&2 Cigarette and match; BS EN 1021-1 Cigarette; BS 5852 Part 1 0-1 Cigarette and match; BS 5852 Crib 5; BS 7176 Medium Hazard; CA TB 117-2013; DIN 4102 B1; DIN EN 13501-1 B-s1; FAR/JAR 25.853 (a) (i) (ii); IMO MSC 307(88) Annex 1 part 8; MED Certificate IMO; ÖNORM B 3825-B1-3800-Q1 UK; UNI 9175 Class 1 | EMME


Environment: n/a

Labelling: STANDARD 100 by OEKO-TEX®, EU Ecolabel®, Trevira CS®


Maintenance: First absorb as much of the liquid as possible with plain white kitchen paper towelling or a cloth. If the spot has dried, remove as much as possible by vacuuming. Rub gently with a clean white cloth. Press a dry tea towel or piece of plain white kitchen roll against the fabric each time liquid is added so that moisture and impurities are absorbed. Use pure water without soap for the last washing.

Colors availability: 8 standard colors - 54 total colors


Color scale



30G | Dark grey



30C | Light grey




30E | Beige



30F | Clay




30D | Blue grey



30B | Azure




30L | Brick



30A | Green

Breeze Fusion

Breeze Fusion is a richly textured, woollen upholstery fabric brought to life by intriguing colour blends. It offers superior durability, inherent fire resistance and a strong environmental profile.



Specifications

Category F

Composition: 88% New Zealand wool / 12% polyamide

Weight: 590 g/lm

Width: 140 cm

Abrasion: Martindale 100.000 turns EN ISO 12947-2; Martindale 100.000 turns ASTM D4966-02

Pilling: Grade 4-5 EN ISO 12945-2; Grade 5 ASTM D4970

Light fastness: Grade 5-7 EN ISO 105-B02; Grade 5 AATCC 16

Rubbing fastness: Grade 4-5/4-5 (wet/dry) EN ISO 105x12; Grade 4-5/4-5 (wet/dry) AATCC 8 or 116 crocking

Flammability: BS EN 1021 1&2 Cigarette and match; BS 5852 Part 1 0-1 Cigarette & match; CA TB 117-2013; UNI 9175 Class 1 | EMME

Environment: n/a

Labelling: STANDARD 100 by OEKO-TEX®, EU Ecolabel®


Maintenance: Wool is antistatic and does not attract dirt like other fabrics. Wool is also water repellent, so spillages are slow to penetrate the fabric. To maintain the beautiful colour and appearance of the fabric, we recommend gentle vacuuming, preferably every week, with a soft nozzle. Most stains and dirt can be removed using an ordinary pH-neutral detergent diluted in lukewarm water at normal strength.

Colors availability: 5 standard colors - 44 total colors


Color scale




745 | Graphite black




744 | Grey graphite



743 | Grey brown




742 | Beige grey



746 | Grey azure

Grain

Grain is a post-consumer recycled polyester bouclé fabric. The fabric is designed in two versions that playfully complement each other. Choose between a solid version and a duo-coloured version.



Specifications

Category F

Composition: 92% post consumer recycled polyester / 8% polyester

Weight: 615 g/lm

Width: 140 cm

Abrasion: Martindale 100.000 turns UNI EN ISO 12947/2, Double Rubs

Wyzenbeek 100.000 turns (ASTM D4157) (heavy duty upholstery)

Pilling: Grade 5 BS EN ISO 12947-2; Grade 5 ASTM D3511M-16

Light fastness: Grade 5-7 EN ISO 105-B02; Grade 5 AATCC TM 16

Rubbing fastness: Grade 4-5/4-5 (wet/dry) EN ISO 105x12; Grade

4-5/4-5 (wet/dry) AATCC 8

Flammability: BS EN 1021 1&2 Cigarette and Match, BS EN 1021-1 Cigarette, CA TB 117-2013

Environment: 100% recyclable polyester

Labelling: STANDARD 100 OEKO-TEX®

Maintenance: For normal maintenance and cleaning, use often the vacuum cleaner with appropriate part for fabric, and if necessary, cover the part with a soft cloth. For a deeper cleaning use a dry detergent for fabrics. Do not use anything petroleum based.

Colors availability: 10 standard colors - 50 total colors


Color scale



82A | Black




82C | Dark grey melange



82B | Dark grey




82D | Medium grey



82E | Warm grey



82M | Grey blue



82L | Light blue



82P | Green




82F | Light orange melange



82G | Brick melange

Cubic

Cubic is designed with a three-layered construction that combines Atlantic polyester fabric with a foam core and a jersey backing. The subtle design of Atlantic forms the ideal backdrop for Cubic's elegant high relief pattern, while the layered composition gives the fabric a voluminous expression and a soft, luxurious feel.



Specifications

Category K

Composition: fabric: Atlantic 100% polyester - backing: circular knit polyester

Weight: 1060 g/lm

Width: 140 cm

Abrasion: Martindale 110.000 turns EN ISO 12947-2, Double Rubs Wyzenbeek 100.000 turns (ASTM D4157) (heavy duty upholstery)

Pilling: Grade 4-5 EN ISO 12945-2; Grade 5 ASTM D3511/D3511M-16

Light fastness: Grade 5-7 EN ISO 105-B02; Grade 5 AATCC 16

Rubbing fastness: Grade 5-5/5-5 (wet/dry) EN ISO 105x12

Flammability: BS EN 1021-1 Cigarette, BS EN 1021 1&2 Cigarette and Match, CA TB 117-2013

Labelling: STANDARD 100 OEKO-TEX®

Maintenance: For normal maintenance and cleaning, use often the vacuum cleaner with appropriate part for fabric, and if necessary, cover the part with a soft cloth. For a deeper cleaning use a dry detergent for fabrics. Do not use anything petroleum based.

Colors availability: 10 standard colors - 19 total colors

Color scale




33K | Black



34K | Dark grey



35K | Grey



43K | Ice grey



44K | Light beige



48K | Gold



45K | Red coppery



46K | Cyclamen




47K | Light blue



95K | Light green

Mesh






Fabric with high aesthetic value for design and comfort. Excellent dimensional stability and exceptional resistance to external conditions. Extreme tear resistance. Quick drying thanks to the open construction.



Specifications


Category N**Composition:** 100% polyester**Weight:** 500 g/lm**Width:** 180 cm**Abrasion:** Martindale 120.000 turns EN ISO 12947-2**Pilling:** n/a**Light fastness:** Grade 4-5 EN ASTM G154**Rubbing fastness:** n/a**Tensile strength:** 240/240 daN/5 cm EN ISO 1421**Flammability*:** CA TB 117; DIN 4102-1 B1; EN 13501-1 B-s2,d0; NFP 92-507 M2**Environment:** 100% recyclable polyester**Labelling:** Phthalate Free**Maintenance:** For normal cleaning, dust mesh with vacuum cleaner or with a soft brush. In case of stains, wash with a soft brush or with a sponge using a solution of water and detergent, rinse a lot with water and let the mesh dry in open air.**Colors availability:** 5 standard colors - 33 total colors

Color scale

**03N** | Black**04N** | Graphite**01N** | Silver***06N** | Grey**07N** | Beige

Elastic Mesh

Elastic Mesh has a polyester co-polymer elastomeric monofilament on the warp direction. When stretched, this material yields excellent load bearing properties and resiliency.



Specifications

Category X

Composition: 70% polyester elastomer / 30% polyester yarns

Weight: n/a

Width: 150 cm

Abrasion: Double Rubs Wyzenbeek 50.000 turns ASTM D4157-07;
Passed 50.000 cycles ASTM D 3597-95A sec. 7.4

Pilling: Grade 5 ASTM D3511-82

Light fastness: Grade 5 AATCC 16

Rubbing fastness: Grade 5/4-5 (wet/dry) AATCC 8 or 116

Breaking strength: 406.7/233.0 (Warp/Fill) ASTM D 5034-95

Flammability: BS 5852 Part 1 0-1 Cigarette & match; CA TB 117-2013


Environment: 100% recyclable polyester

Labelling: n/a


Maintenance: For normal cleaning, dust mesh with vacuum cleaner or with a soft brush. In case of stains, wash with a soft brush or with a sponge using a solution of water and detergent, rinse a lot with water and let the mesh dry in open air.

Colors availability: 7 standard colors - 10 total colors


Color scale




01 | Black




20 | Graphite




21 | Light grey




24 | White black



55 | Turtle dove




50 | Greige



11 | Blue

Rhythm

Rhythm is a unique, self-supporting mesh fabric with supreme fire-retardant performance.



Specifications

Category X

Composition: 100% polyester

Weight: 525 g/lm

Width: 160 cm

Abrasion: Martindale 70.000 turns EN ISO 12947-2; Double Rubs Wyzenbeek 100.000 turns ASTM D4157-07

Pilling: Grade 5 EN ISO 12945-2; Grade 5 ASTM D3511

Light fastness: Grade 5-7 EN ISO 105-B02; Grade 4-5 AATCC 16

Rubbing fastness: Grade 4-5/4-5 (wet/dry) EN ISO 105x12; Grade 5/5 (wet/dry) AATCC 8 or 116

Tensile strength: n/a

Flammability: BS EN 1021-1 Cigarette; BS EN 1021-2 Match; BS 5852 Part 1 0-1 Cigarette & match; BS 5852 Crib 5; BS 7176 Medium Hazard; CA TB 117-2013; DIN 4102 B1; NF P 92-503 M3; UNI 8456 class 1; UNI 9174 class 1

Environment: n/a

Labelling: STANDARD 100 by OEKO-TEX®

Maintenance: For normal maintenance and cleaning, use often the vacuum cleaner with appropriate part for fabric, and if necessary, cover the part with a soft cloth. For a deeper cleaning use a dry detergent for fabrics. Do not use anything petroleum based.

Colors availability: 9 standard colors - 16 total colors


Color scale




33R | Black




34R | Dark grey




54R | Medium grey




35R | Grey




55R | Azure grey




67R | Blue



41R | Dark green




37R | Green



39R | Red

Tale

Cura is a multi-purpose, two-coloured upholstery fabric made from 98% post-consumer recycled polyester. Use Cura for office furniture or lounge seating to transform workplaces into homey interiors.



Specifications

Category X

Composition: 99% post-consumer recycled polyester / 1% polyester

Weight: 365 g/lm

Width: 140 cm

Abrasion: Martindale 100.000 turns UNI EN ISO 12947/2, Double Rubs Wyzenbeek 100.000 turns (ASTM D4157) (heavy duty upholstery)

Pilling: Grade 5 BS EN ISO 12945-2; Grade 5 ASTM D3511/D3511M-16

Light fastness: Grade 7-8 EN ISO 105-B02; Grade 5 AATCC 16

Rubbing fastness: Grade 4-5/4-5 (wet/dry) EN ISO 105x12, Grade 4-5/4-5 (wet/dry) AATCC TM 8

Tensile strength: 264/227 ASTM D 5034

Flammability: BS EN 1021-1 Cigarette, BS EN 1021 1&2 Cigarette and Match, CA TB 117-2013

Environment: 99% post-consumer recycled polyester; 100% recyclable polyester

Labelling: STANDARD 100 OEKO-TEX®, EU Ecolabel®


Maintenance: For normal maintenance and cleaning, use often the vacuum cleaner with appropriate part for fabric, and if necessary, cover the part with a soft cloth. For a deeper cleaning use a dry detergent for fabrics. Do not use anything petroleum based.

Colors availability: 15 standard colors - 15 total colors


Color scale




04R | Black




03R | Medium grey




02R | Light grey melange




01R | Ice melange




05R | Grey green melange




10R | Light avio melange




09R | Light blue melange




11R | Petroleum




12R | Sage melange




13R | Green melange




14R | Light green melange




15R | Dark green melange



08R | Dusty rose melange




07R | Dark red melange



06R | Yellow melange

String



String is a transparent, almost invisible webbed textile with exceptional strength and load-bearing capacity. The webbing's strength allows String to be used in a self-supporting context in furniture backs.



Specifications


Category X**Composition:** 100% polyester**Weight:** 330 gr/lm**Width:** 150 cm**Abrasion:** Martindale 70.000 turns UNI EN ISO 12947/2, Double Rubs Wyzenbeek 100.000 turns (ASTM D4157) (heavy duty upholstery)**Pilling:** Grade 4-5 EN ISO 12945-2**Light fastness:** Grade 5-7 EN ISO 105-B02**Rubbing fastness:** Grade 4-5/4-5 (wet/dry) EN ISO 105x12**Tensile strength:** n/a**Flammability:** BS EN 1021 1&2 Cigarette and Match, CA TB 117-2013**Environment:** 100% recyclable polyester**Labelling:** STANDARD 100 OEKO-TEX®, EU Ecolabel®**Maintenance:** For normal maintenance and cleaning, use often the vacuum cleaner with appropriate part for fabric, and if necessary, cover the part with a soft cloth. For a deeper cleaning use a dry detergent for fabrics. Do not use anything petroleum based.**Colors availability:** 2 standard colors - 5 total colors

Color scale

**33N** | Black**N70** | Grey

Leather

Aniline-dyed full grain leather with a silky touch. Wrinkles and scratches are visible and enhance its naturalness.



Specifications

Category E

Composition: Full grain bovine leather

Type of leather: Corrected grain, pre-embossed leather

Origin: Europe

Average size: 5,0/5,5 m²

Thickness: 1,2/1,3 mm

Tannage: Chrome tannage

Dyeing: Aniline

Finishing: Polyurethane

Colour fastness: Grade 4/5

Light fastness: Grade 6 UNI EN ISO 105-B02

Rubbing fastness: Grade 5/5 (wet/dry) UNI EN ISO 11640

Ultimate tensile strength: 140 KG cm²

Tear resistance: >20N UNI EN ISO 3377-1

Adhesion of finishing: >2N/10mm UNI EN ISO 11644

Flex Resistance: 20.000 Cycles (no damage) UNI EN ISO 5402

Ph value and extract: Ph \geq 3,5; Δ pH \leq 0,7 UNI ISO 4045

Azo-dyes: Not present (<30 ppm) CEN ISO/TS 17234

Pentachlorophenol content: < 5 ppm CEN/TS 14994

Hexavalent chromium content: < 3,0 mg/kg CEN/TS 14495

Formaldehyde content: < 75 ppm CEN ISO/TS 17226-1

Flammability: n/a

Environment: n/a

Labelling: n/a

Maintenance: To cancel marks and spills a damp cloth should be used adding, only when necessary, a solution made with particularly delicate products such as mild pure soap. Avoid to rub the leather surface; spills should be dabbed of proceeding from its limits towards its centre. Do not use aggressive abrasive products (solvent, spills removers) steam or products for leather shoes. Once the cleaning process is completed, its surface needs to be immediately dried using a soft, dry cloth.

Colors availability: 15 standard colors - 19 total colors

Color scale



901 | Black



919 | Brown



98G | Moka



984 | Tobacco



918 | Natural



913 | Havana brown



910 | Cream



98F | Sand



98C | Cappuccino



98D | Ice grey



972 | Ash



98H | Graphite



915 | White ice



921 | Amaranth



917 | Plum

Premium Leather

Silky and smooth, compact and resistant, full and embracing. The Premium leather has an extremely full range for an infinite combination of colors.



Specifications

Category H

Composition: Full grain bovine leather

Type of leather: Corrected grain

Origin: Europe

Average size: 5,0/5,5 m²

Thickness: 1,2/1,4 mm

Tannage: Chrome tannage

Dyeing: Aniline

Finishing: n/a

Color fastness: Grade 3-4 UNI EN ISO 11640

Light fastness: Grade 6 UNI EN ISO 105-B02

Rubbing fastness: Grade 3-4/4 (wet/dry) UNI EN ISO 11640

Ultimate tensile strength: n/a

Tear resistance: ≥20N UNI EN ISO 3377-1

Adhesion of finishing: ≥2N/10mm UNI EN ISO 11644

Flex Resistance: No cracks UNI EN ISO 5402

Ph value and extract: Ph ≥ 3,5; ΔpH ≤ 0,7 UNI ISO 4045

Azo-dyes: Not present (<30 ppm) CEN ISO/TS 17234

Pentachlorophenol content: ≤ 1 mg/kg UNI EN ISO 17070

Hexavalent chromium content: ≤ 3 mg/kg UNI EN ISO 17075

Formaldehyde content: < 75 ppm CEN ISO/TS 17226-1

Flammability: UNI EN 1021-1 Cigarette, UNI EN 1021-2 Match, NFPA 260/UFAC, IMO Resolution A652 (16), California TB 117 Section E

Environment: Environmental Product Declaration & Process EPD (ISO 14025), Carbon Footprint of Product (ISO/TS 14067:2013)

Labelling: Leather From Italy Full Cycle (UNI EN 16484), Der BLaue Engel (RAL UZ 148)

Maintenance: To cancel marks and spills a damp cloth should be used adding, only when necessary, a solution made with particularly delicate products such as mild pure soap. Avoid to rub the leather surface; spills should be dabbed of proceeding from its limits towards its centre. Do not use aggressive abrasive products (solvent, spills removers) steam or products for leather shoes. Once the cleaning process is completed, its surface needs to be immediately dried using a soft, dry cloth.

Colors availability: 10 standard colors - 110 total colors

Color scale




01H | Black



11H | Dark brown



15H | Light brown



12H | Turtle dove



07H | Sand



03H | White



10H | Ice blue



05H | Blue grey



06H | Green grey



02H | Deep Blue

Saddle Leather

In spite of the high strength the Saddle Leather is keeping flat and elegant and stands out of its high charisma. It is beautiful soft and full breathable.



Specifications

Category S

Composition: Bovine leather

Type of leather: Raw hides

Origin: n/a

Average size: n/a

Thickness: 1,9/2,1 mm

Tannage: Chrome tannage

Dyeing: Aniline

Finishing: Pigment finishing

Color fastness: n/a

Light fastness: Grade 4-5 UNI EN ISO 105-B02

Rubbing fastness: Grade 5/5 (wet/dry) UNI EN ISO 11640

Ultimate tensile strength: n/a

Tear resistance: >20N UNI EN ISO 3377-1

Adhesion of finishing: >15N/10mm UNI EN ISO 11644

Flex Resistance: No cracks UNI EN ISO 5402

Abrasion: Grade 4-5 500 cycles weel CS10 load 500gr

Ph value and extract: n/a

Azo-dyes: n/a

Pentachlorophenol content: n/a

Hexavalent chromium content: n/a

Formaldehyde content: n/a

Flammability: BS 5852: Source 0; UNI 9175 Class 2 IM

Environment: n/a

Labelling: n/a

Maintenance: To cancel marks and spills a damp cloth should be used adding, only when necessary, a solution made with particularly delicate products such as mild pure soap. Avoid to rub the leather surface; spills should be dabbed of proceeding from its limits towards its centre. Do not use aggressive abrasive products (solvent, spills removers) steam or products for leather shoes. Once the cleaning process is completed, its surface needs to be immediately dried using a soft, dry cloth.

Colors availability: 4 standard colors - 26 total colors

Color scale



S01 | Black



S03 | Dark brown



S05 | Bulgarian red



S02 | White

Table Tops

Materials, Edges and Finishes



Melamine

Wood-based panel, ennobled on the surface with melamine decorations through a pressing process.



Specifications

Category NB

Composition: Wood (78-88%); adhesive (7-9%); additives: water (5-13%), ammonium sulfate (0,2%), paraffine (trace).

Density: $\geq 500 - 700 \text{ Kg/m}^3$

Thickness: 14mm /22mm

Resistance to abrasion: Printed Class 1; Unicolor class 3A EN 14323

Resistance to crazing: Grade ≥ 3 EN 14323

Resistance to scratching: Grade $\geq 1,5\text{N}$ EN 14323

Resistance to staining: Grade ≥ 4 (Groups 1 and 2) EN 14323

Light fastness: Grade ≥ 6 wool scale.

Flexural strength: Grade > 13 with 13 mm < Thickness ≤ 20 mm;
Grade >11,5 with 20 mm < Thickness ≤ 25 mm


Flammability: FSC, water repellent and fireproof panel available on request.

Formaldehyde emission: Class E1 < 8mg/100g EN 120; CARB (2) <0,09ppm ASTM E1333-96

Maintenance: For normal maintenance and cleaning use a soft clean cloth damp with warm water and detergents or disinfectants not too alkaline. To obtain a better cleaning, vapor could be used.

Colors availability: 6 standard colors.

Color scale



215 | Anthracite



102 | Greige



188 | Light grey



100 | White




140 | White



195 | Oak

HPL

Decorative High Pressure Laminates (HPL) are high-density panels made of several layers of cellulose fibre material impregnated with thermosetting resins and then simultaneously subjected to both pressure and heat in special presses in order to create a homogeneous, nonporous and high density material.



Specifications

Category HF/HP

Composition: HPL panels are made exclusively of cellulose-based materials (60-70%) and thermosetting resins (30-40%).

Density: $\geq 1,35 \text{ g/cm}^3$ Mpa EN ISO 1183.

Thickness: 10mm / 12mm

Surface quality: Spots, dirt and similar surface defects: $\leq 1 \text{ mm}^2/\text{m}^2$ EN 438-2.4; Fibres, hair and scratches: $\leq 10 \text{ mm/m}^2$ EN 438-2.4.

Resistance to surface wear: ≥ 150 Revolutions EN 438-2:2019 cl.10

Resistance to crazing: Appearance: Grade ≥ 4 EN 438-2:2019 cl.24

Resistance to scratching: Grade ≥ 2 EN 438-2:2019 cl.25

Resistance to staining: Grade 5 (Groups 1 and 2) and Grade ≥ 4 (Group 3) EN 438-2:2019 cl.26

Light fastness: Grade ≥ 4 EN 438-2:2019 cl.27

Flexural strength: ≥ 80 Mpa EN ISO 178

Formaldehyde emission: $0,020-0,035 \text{ mg/m}^3$ e $0,015-0,030$ ppm EN 717- 1; $0,3-0,4 \text{ mg}/(\text{m}^2 \times \text{h})$ EN ISO 12460-3; Class E1 EN 13986.

Volatile Organic Chemical Emission: TLV individual VOCs $\leq 0,1$; Formaldehyde $\leq 0,025$ ppm; Total VOC $\leq 0,25 \text{ mg/m}^3$; Total Aldehydes $\leq 0,05$ ppm; 4-Phenylcyclohexene $\leq 0,0033 \text{ mg/m}^3$; Total respirable particles $\leq 0,025 \text{ mg/m}^3$; Greenguard Certification for Low Chemical Emission UL 2818 according to EPA TO-17 e ASTM D 6196, EPA TO-11A e ASTM D 5197.

Contact with food: 3% acetic acid 24h at 40°C $< 10 \text{ mg/dm}^2$ EN 1186-3; 50% ethanol 24h at 40°C $< 10 \text{ mg/dm}^2$ EN 1186-3; 95% ethanol 24h at 40°C $< 10 \text{ mg/dm}^2$ EN 1186-14; isooctane 24h at 40°C $< 10 \text{ mg/dm}^2$ EN 1186-14. Formaldehyde specific migration: 3% acetic acid 24h at 40°C $< 15 \text{ mg/dm}^2$ EN 13130-23.

Maintenance: For normal maintenance and cleaning use a soft clean cloth damp with warm water and detergents or disinfectants not too alkaline. To obtain a better cleaning, vapor could be used.

Colors availability: 1 standard colour available in Full Core and Black Core version.

Color scale




100 | White
Full core



100 | White
Black core

Fenix[®]

Fenix[®] is an innovative matt material, pleasant to the touch and durable. Fenix[®] surface is extremely opaque with low light reflectivity, soft touch and anti-fingerprint. Its closed surface avoids the passage of dust and water. In the event of small scratches, a thermal healing is also possible helping the surface to reacquire its original appearance. Fenix NTM[®] is a registered trademark by Arpa Industriale since 2013.



Specifications

Category FX

Composition: Paper (over 60%) impregnated with thermosetting resins (30-40%). Its external surface is obtained through next generation acrylic resins cured by Electron Beam Curing process. It is created by a pressing process in which heat and pressure are applied simultaneously in order to obtain a homogeneous non-porous product. The outer surface is treated with acrylic resins which are hardened and fixed through a surface curing process.

Density: 1,4 g/cm³

Thickness: 10mm / 12mm

Surface quality: Spots, dirt and similar surface defects: ≤ 1 mm²/m²; EN 438-2.4 Fibres, hair and scratches: ≤ 10 mm/m² EN 438-2.4.

Resistance to surface wear: ≥200 Revolutions EN 438-2:2019 cl.10

Resistance to crazing: Surface: Grade ≥ 4; Edge: Grade ≥ 3 EN 438-2:2019 cl.24

Resistance to scratching: Grade ≥ 4 EN 438-2:2019 cl.25

Resistance to staining: Grade 5 (Groups 1 and 2) and Grade ≥ 4 (Group 3) EN 438-2:2019 cl.26

Light fastness: Grade ≥4/3 (surface/core) EN 438-2:2019 cl.26

Flexural strength: ≥ 80 Mpa EN ISO 178

Formaldehyde emission: E1 EN 13986

Volatile organic Chemical Emission: Greenguard Gold certified.

Contact with food: Compliant - Regulation EU n° 10/2011 and following amendments.

Maintenance: For normal maintenance and cleaning, use a soft clean cloth damp with warm water and detergents or disinfectants not too alkaline. Wipe with a soft dry cloth or with absorbent paper. To obtain a better cleaning, vapour could be used.

Labelling: Greenguard Gold Certification Low Chemical Emission UL2818; NSF/ANSI 35; EU regulation 10/2011

Colors availability: 5 standard colors - 20 total colors

Color scale



115 | Black



121 | Light grey



122 | Dark grey
Powder coated




123 | Warm grey



100 | White

Wood

Wood is a living material that changes over time, particularly in color, which adds character and maintains its aesthetic appeal. ICF uses wood for worktops and furniture doors, typically constructed from particleboard panels bonded with a sheet of solid wood. These surfaces are then protected with appropriate coatings to ensure durability and longevity. The wide variety of available wood types allows for the selection of diverse styles, enabling the creation of refined and original kitchen environments that align with current trends and personal tastes.



Specifications

Category M

Veneered Wood: The wood used in furniture is predominantly veneered wood. Veneered wood is composed of raw panels to which a "veneer" is glued, meaning a thin sheet of real wood, stained with acrylic paints or lacquered with polyurethane varnishes. The veneered panel, used for furniture panels, is lighter than solid wood and prevents the deformations that may occur if solid wood were used.

Solid Wood: The use of solid wood is reserved for small details, such as edges, table legs or frame surfaces. This is due to considerations of cost, weight, and the wood's vitality, which changes over time. Additionally, some types of solid wood are very hard and therefore difficult to cut and work with. For these reasons, solid wood surfaces utilize only certain wood species and are mostly handcrafted.

Wood Treatments: The value of wood surfaces increases through the application of specific treatments, such as:

- **Open-Pore Painting:** Highlights the wood grains.
- **Lacquering:** Provides a lasting shine to the panels.


Maintenance: Clean the wood parts with a soft, damp cloth.

Always address stains immediately; for more persistent stains, use a specific wood cleaning product on a soft cloth and follow the direction of the grain. Avoid using:

- **Basic pH Cleaners:** Especially those containing ammonia.
- **Steam Jets and Similar Solvents:** Such as acetone or alcohol, which could damage the wood's protective varnishes.

Available Finishes: 5 standard finishes.

Color scale



043 | American black Walnut



075 | Natural Ash



115 | Black painted Ash



095 | Grey painted Ash



100 | White painted Ash

Glass

The extra-clear tempered glass is obtained through a special process which, by eliminating 90% of iron oxide, allows to obtain a glass with optimal transparency and a strong aesthetic impact since it has a very high light transmission and exceptional color rendering.




Specifications

Category TP/RV**Base material:** Float glass according to UNI EN 572-2**Weight:** 2.5 kg / m² for 1mm of thickness.**Thickness available:** 8mm / 12mm / 15mm.**Hardening:** Classification 1C1 UNI EN 12150-2:2005. The glass is subjected to a heat treatment which increases its resistance to mechanical and thermal stresses, keeping the luminous and energetic properties of the base product unchanged. In case of breakage, the glass fragments into small, non-cutting pieces.**Coating:** Textured water-based paint.**Acid-etched:** Soft and velvety to the touch finish, it gives a uniform, elegant and resistant satin effect. The acid-etched glass maintains a high light transmission and is characterized by high coverage and anti-scratch and anti-fingerprint properties.**Environment:** The water-based paints are organic and, thanks to the minimum VOC content, comply with the legislation on emissions of solvents into the atmosphere. The glass tops are recyclable.**Maintenance:** Use regularly a soft clean cloth with specific glass products. Do not use solvents or acid products. Never use silicone based products.**Colors availability:** Transparent clear glass or clear acid-etched underpainted in white.

Color scale




TP | Transparent



100 | White underpainted


Surfaces

Materials, Finishes and Colors



Die cast Aluminum

Aluminum is a lightweight yet exceptionally strong metal. Its ductile and malleable properties allow for excellent industrial fabrication, making it an ideal choice for manufacturing office furniture. Additionally, aluminum is highly durable and boasts excellent corrosion resistance due to a thin natural oxide layer.



Specifications

Category CR/L/V

Alloy group: Al Si 9 Cu

Alloy designation: EN AB 46100 - Al Si 11 Cu 2 (Fe)

Density: 2,67 Kg/dm³

Strength at elevated temperature: Medium

General resistance to corrosion: Good

Transformation: Continuous casting

Process of obtaining: Die casting: the molten aluminum is injected at high pressure into a metal mold. The die-cast aluminum allows to obtain metal pieces with an excellent crystalline finish, impossible to obtain with just the casting.

Finish: Depending on the product, aluminum can be painted with epoxy powders, chromed or polished. The painted aluminum has a powder coating that protects the color from wear. Chromed aluminum maintain over time the characteristics of brilliance. Polished aluminum undergoes a natural oxidation process.

Environment: Recycled post-consumer aluminum: 95% energy savings compared to mineral production; less 95% of greenhouse gas emissions. 100% recyclable with equal quality.

Maintenance: Regularly wipe with a soft clean cloth using mild soap and water. Do not use solvents, abrasive or chemical detergents and/or spray polish.

Colors painting availability: 14 standard colors.


Color scale



47 | Polished



55 | Chromed



115 | Black
Powder coated



111 | Warm black
Powder coated



070 | Soft grey
Powder coated



095 | Grey
Powder coated



100 | White
Powder coated



120 | Bronze
Powder coated



121 | Light grey
Powder coated



122 | Dark grey
Powder coated



123 | Warm grey
Powder coated



R11 | Brown copper
Powder coated



R12 | Dark blue
Powder coated



R15 | Grey Green
Powder coated




R18 | Medium grey
Powder coated



R19 | Dark grey
Powder coated

Extruded Aluminum

Aluminum is a lightweight yet exceptionally strong metal. Its ductile and malleable properties allow for excellent industrial fabrication, making it an ideal choice for manufacturing office furniture. Additionally, aluminum is highly durable and boasts excellent corrosion resistance due to a thin natural oxide layer.



Specifications

Category L/V

Alloy group: Al Mg Si

Alloy designation: EN AW - 6060 UNI 573-3

Alloy numerical designation: 6060

Physical state: T5

Density: 2,70 Kg/dm³

Strength at cold: Medium

General resistance to corrosion: Good

Process of obtaining: Extrusion: a pre-heated aluminum billet passes through a steel matrix transforming its original volume into that of a long section with a constant section.

Finish: Depending on the product, extruded aluminum can be painted with epoxy powders or polished. The painted aluminum has a powder coating that protects the color from wear. Polished aluminum maintains over time the characteristics of brilliance.

Environment: Recycled post-consumer aluminum: 95% energy savings compared to mineral production; less 95% of greenhouse gas emissions. 100% recyclable with equal quality.

Maintenance: Regularly wipe with a soft clean cloth using mild soap and water. Do not use solvents, abrasive or chemical detergents and/or spray polish.

Colors painting availability: 14 standard colours.

Color scale



55 | Chromed




115 | Black
Powder coated



111 | Warm black
Powder coated



070 | Soft grey
Powder coated



095 | Grey
Powder coated



100 | White
Powder coated



120 | Bronze
Powder coated



121 | Light grey
Powder coated



122 | Dark grey
Powder coated



123 | Warm grey
Powder coated



R11 | Brown copper
Powder coated



R12 | Dark blue
Powder coated



R15 | Grey Green
Powder coated




R18 | Medium grey
Powder coated



R19 | Dark grey
Powder coated

Steel

Steel is a ferrous alloy that can be shaped into the most diverse forms while maintaining the characteristics of high strength and flexibility. Furthermore, it can be infinitely and totally recycled without losing any of its original properties, thus resulting indistinguishable from the "new" material. This quality makes steel the most recycled material in the world.



Specifications

Category CR/V

Diameter: From 11mm to 25 cm depending on the product.

Tube thickness: 2-2,5 (ASF) cm depending on the product.

Kind of tube: Steel tube welded by cold tape.

Kind of bar: Round steel bar.

Tensile strength: $R_m > 320 \text{ N/mm}^2$ o $R_m > 460 \text{ N/mm}^2$ depending on the product.

Yield strength: $> 400 \text{ N/mm}^2$

Elongation of material: ≥ 12 with base 5,6

Joint type: Continuous wire feed welding, TIG welding or blaze welding.

Finish: Depending on the product, steel can be painted with epoxy powders or chromed. The painted steel has a powder coating that protects the color from wear. Chromed steel maintain over time the characteristics of brilliance.

Type of chrome: Polished chrome thickness 15/20 micron.

Environment: Recycled post-consumer steel: 95% energy savings compared to mineral production; less 95% of greenhouse gas emissions. 100% recyclable with equal quality.

Maintenance: Regularly wipe with a soft clean cloth using mild soap and water. Do not use solvents, abrasive or chemical detergents and/or spray polish.

Colors painting availability: 3 standard colors.


Color scale



55 | Chromed



115 | Black
Powder coated



095 | Grey
Powder coated



100 | White
Powder coated

Nylon

High performance polyamide 6. In molded parts the material offers an excellent balance of easy design and processing with outstanding mechanical properties over a wide temperature range and in different conditions.




Specifications

Category P**Composition:** Polyamide 6**Tensile modulus:** 3200 /1000 N/mm² (dry/cond) ISO 527-1/2**Yield stress:** 85 /45 N/mm² (dry/cond) ISO 527-1/2**Yield strength:** 4 /25 % (dry/cond) ISO 527-1/2**Nominal strain at break:** 20/>50 % (dry/cond) ISO 527-1/2**Flammability:** Class 2 UNI 9174; Class 1 UNI 9174 on request.**Maintenance:** For normal maintenance and cleaning, use a soft clean cloth damp with warm water and detergents or disinfectants not too alkaline. Wipe with a soft dry cloth or with absorbent paper. To obtain a better cleaning, vapour could be used.**Used in:** Finn Chair.**Colors availability:** 5 standard colors

Color scale




115 | Black



029 | Blue avio



030 | Aquamarine




095 | Grey



100 | White

Reinforced Nylon

High performance polyamide 6 GF30. The material offers an excellent balance of stiffness and toughness, good electrical and flammability properties, good abrasion and chemical resistance.




Specifications

Category P**Composition:** Polyamide 6- 30% glass fibre reinforced.**Tensile modulus:** 9800 /5800 N/mm² (dry/cond) ISO 527-1/2**Yield stress:** 190 /115 N/mm² (dry/cond) ISO 527-1/2**Yield strength:** 3.5 /6 % (dry/cond) ISO 527-1/2**Environment:** The good melt stability of nylon resin normally enables the recycling of properly handled waste.**Maintenance:** For normal maintenance and cleaning, use a soft clean cloth damp with warm water and detergents or disinfectants not too alkaline. Wipe with a soft dry cloth or with absorbent paper. To obtain a better cleaning, vapour could be used.**Used in:** Pyla Chair, Una Plus, DuoChair, DSW Chair.**Colors availability:** 3 standard colors.

Color scale



115 | Black



095 | Grey



100 | White



ICF S.p.A.
Via Cassanese, 108
20052 Vignate (MI) Italy
+39 02 9508031 Tel.
+39 02 95364012 Fax
icf@icf-office.it

ICF Milano
P.tta U. Giordano, 2
20122 Milano, Italy
+39 02 76000583 Tel.
+39 02 7601395 Fax
icf@icf-office.it

www.icf-office.it